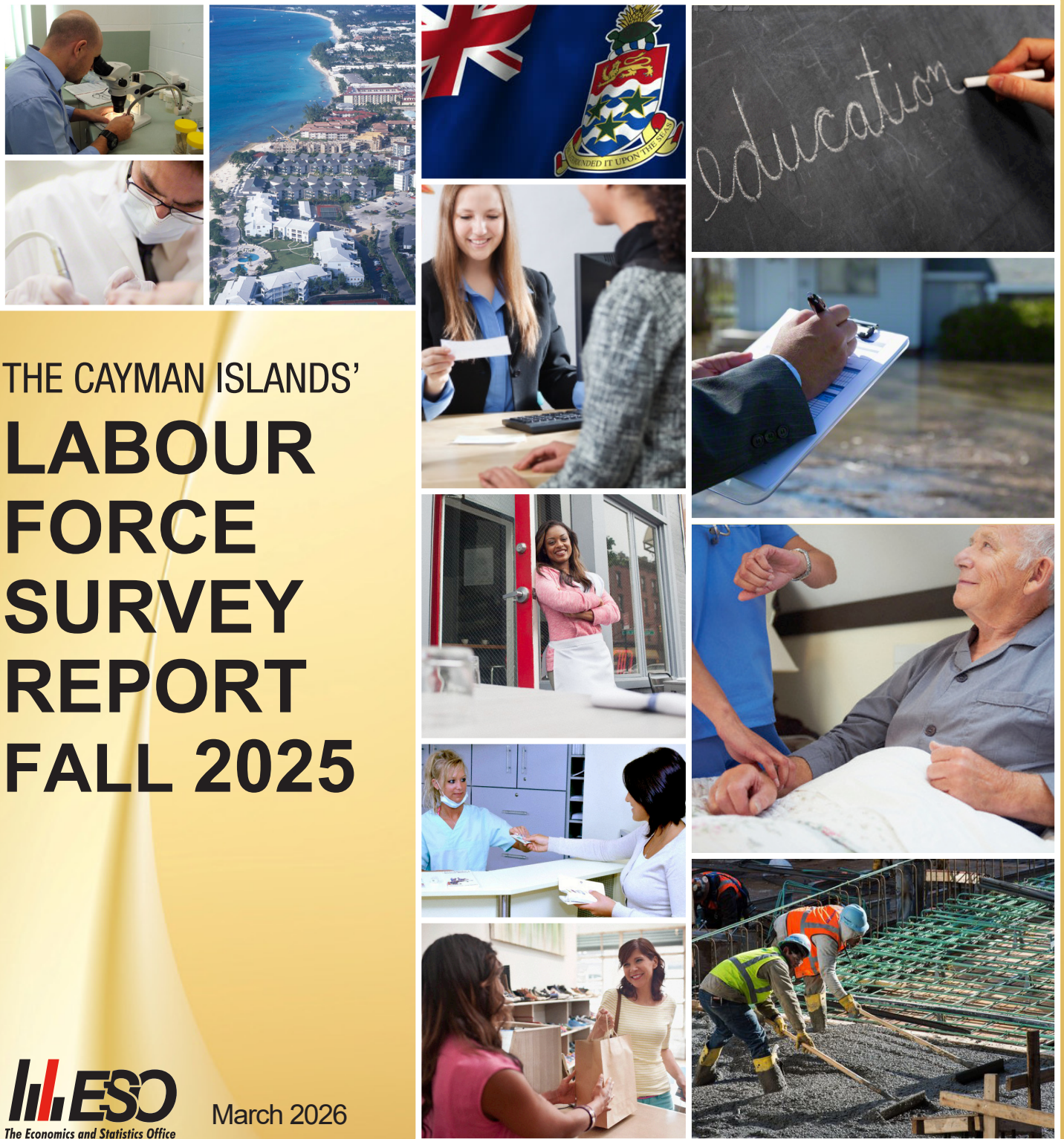




CAYMAN ISLANDS
GOVERNMENT



THE CAYMAN ISLANDS'
**LABOUR
FORCE
SURVEY
REPORT
FALL 2025**



March 2026

TABLE OF CONTENTS

TABLE OF CONTENTS	1
SUMMARY TABLE 1: KEY LABOUR FORCE INDICATORS BY STATUS	9
SUMMARY TABLE 2: KEY LABOUR FORCE INDICATORS BY SEX	10
1. INTRODUCTION	11
2. METHODOLOGY	11
Table 1: Response Rate by District.....	13
3. DEFINITION OF KEY CONCEPTS	14
Table 2: Standard Errors of Key Labour Force Indicators by Status.....	16
Table 3: Standard Errors of Key Labour Force Indicators by Sex.....	17
4. MAIN FINDINGS	18
Table 4: Main Labour Force Indicators by Status, Fall 2025.....	18
Table 5: Main Labour Force Indicators by Sex, Fall 2025.....	18
Figure 1: Main Labour Force Composition, Fall 2025.....	19
4.1 POPULATION ESTIMATES	20
Table 6: Population Estimates by District – Fall 2025.....	20
Table 7: Population Estimate by Selected Characteristics.....	21
4.2 LABOUR FORCE	22
Table 8: Labour Force by Selected Characteristics, Fall 2025.....	22
Table 9: Labour Force Participation Rate by Selected Characteristics, Fall 2025.....	24
4.3 EMPLOYED	25
Table 10: Employed Persons by Selected Characteristics, Fall 2025.....	25
Table 11: Employed Persons by Employment Status and Sex, Fall 2025.....	26
Table 12: Employed Persons by Employment Status and Status, Fall 2025.....	26
Figure 2: Employment by Occupation Percentage Distribution, Fall 2025.....	27
Figure 3: Employment by Industry Percentage Distribution, Fall 2025.....	28
Table 13: Employed Persons by Monthly Income and Sex, Fall 2025.....	29
Table 14: Employed Persons by Monthly Income and Status, Fall 2025.....	29
Table 15a: Employed Persons by Size of Organization and Sex, Fall 2025.....	30
Table 15b: Employed Persons by Size of Organization and Status, Fall 2025.....	30
4.3.1 UNDEREMPLOYED	31
Table 16: Underemployment Rate by Selected Characteristics, Fall 2025.....	32
Table 17: Active Job Search Related to Education, Training, and Experience by Selected Characteristics, Fall 2025.....	34
4.4 UNEMPLOYED	35
Table 17a: Unemployed Persons by Selected Characteristics, Fall 2025.....	36
Table 17b: Unemployment Rates (%) by Selected Characteristics and Status, Fall 2025.....	37
4.5 PERSONS NOT IN THE LABOUR FORCE	40
Table 18: Persons not in the Labour Force by Selected Characteristics, Fall 2025.....	41
Table 19: Percent of Persons Not in the Labour Force by Selected Characteristics and Main Reasons for Not Working, Fall 2025.....	42
4.5.1 POTENTIAL LABOUR FORCE	43
5. OTHER FINDINGS	44
5.1 HOUSING CHARACTERISTICS	44
Table 20: Percent of Households by Selected Characteristics, Fall 2025.....	44

APPENDIX TABLES	46
SECTION 1: POPULATION	47
Table 1.1: Population Estimates by District and Sex, Fall 2025	47
Table 1.2: Population Estimates by District and Status, Fall 2025	47
Table 1.3: Population Estimates by Status and Sex, Fall 2025	47
Table 1.4: Population Estimates by Age Groups and Sex, Fall 2025.....	48
Table 1.5: Population Estimates by Age Groups and Status, Fall 2025	48
Table 1.6: Population Estimates by Country of Birth and Sex, Fall 2025	49
Table 1.7: Population Estimates by Country of Birth and Status, Fall 2025	49
Table 1.8: Population Estimates by Year of Arrival and Sex, Fall 2025	50
Table 1.9: Population Estimates by Year of Arrival and Status, Fall 2025	50
Table 1.10: Working Age Population by Selected Characteristics and Sex, Fall 2025	51
Table 1.11: Working Age Population by Selected Characteristics and Status, Fall 2025	52
SECTION 2: LABOUR FORCE	53
Table 2.1: Persons in Labour Force by Selected Characteristics and Sex, Fall 2025	53
Table 2.2: Persons in Labour Force by Selected Characteristics and Status, Fall 2025	54
Table 2.3: Labour Force by Economic Activity and Sex, Fall 2025	54
Table 2.4: Labour Force by Economic Activity and Status, Fall 2025	55
Table 2.5: Labour Force by Status and Sex, Fall 2025	55
Table 2.6: Labour Force by Age Group and Sex, Fall 2025	55
Table 2.7: Labour Force by Age Group and Status, Fall 2025.....	56
Table 2.8: Persons in Labour Force by Educational Attainment and Sex, Fall 2025.....	56
Table 2.9: Persons in Labour Force by Educational Attainment and Status, Fall 2025	56
Table 2.10: Persons in Labour Force by Selected Characteristics, with and without Educational Training, Fall 2025	57
Table 2.11: Persons in Labour Force by Selected Characteristics, with and without Training, Fall 2025	57
Table 2.12: Persons in Labour Force who Received Training, by Occupation Last Trained and Sex, Fall 2025	58
Table 2.13: Persons in Labour Force who Received Training, by Occupation Last Trained and Status, Fall 2025	58
Table 2.14: Persons in Labour Force who Received Training by Location of Training and Sex, Fall 2025	58
Table 2.15: Persons in Labour Force who Received Training by Location of Training and Status, Fall 2025	59
Table 2.16: Persons in Labour Force who Received Training by Date Completed and Sex, Fall 2025 ...	59
Table 2.17: Persons in Labour Force who Received Training by Date Completed and Status, Fall 2025	60
Table 2.18: Persons in Labour Force who Received Personal Development Training by Sex, Fall 2025	60
Table 2.19: Persons in Labour Force who Received Personal Development Training by Status, Fall 2025	60
Table 2.20: Persons Usually in Labour Force by Selected Characteristics and Sex, Fall 2025.....	61
Table 2.21: Persons Usually in Labour Force by Selected Characteristics and Status, Fall 2025	62
SECTION 3: EMPLOYED	63
Table 3.1: Employed Persons by Selected Characteristics and Sex, Fall 2025	63
Table 3.2: Employed Persons by Selected Characteristics and Status, Fall 2025	64

Table 3.3: Employed Persons by Status and Sex, Fall 2025.....	64
Table 3.4: Employed Persons by Age Group and Sex, Fall 2025.....	65
Table 3.5: Employed Persons by Age Group and Status, Fall 2025	65
Table 3.6: Employed Persons by Educational Attainment and Sex, Fall 2025.....	65
Table 3.7: Employed Persons by Educational Attainment and Status, Fall 2025	66
Table 3.8: Employed Persons by Sex, Status, and With or Without Educational Training, Fall 2025	66
Table 3.9: Employed Persons by Sex, Status, and With or Without Training, Fall 2025	66
Table 3.10: Employed Persons who Received Training, by Occupation Last Trained and Sex, Fall 2025	67
Table 3.11: Employed Persons who Received Training, by Occupation Last Trained and Status, Fall 2025	67
Table 3.12: Employed Persons who Received Training by Location of Training and Sex, Fall 2025	67
Table 3.13: Employed Persons who Received Training by Location of Training and Status, Fall 2025 ..	68
Table 3.14: Employed Persons who Received Training by Date Completed and Sex, Fall 2025	68
Table 3.15: Employed Persons who Received Training by Date Completed and Status, Fall 2025	68
Table 3.16: Employed Persons who Received Personal Development Training by Sex, Fall 2025.....	69
Table 3.17: Employed Persons who Received Personal Development Training by Sex, Fall 2025.....	69
Table 3.18: Employed Persons by Sex, Status, and With or Without Promotion, Fall 2025	69
Table 3.25: Employed Persons by Length of Employment in Current Employment and Sex, Fall 2025	73
Table 3.26: Employed Persons by Length of Employment in Current Employment and Status, Fall 2025	73
Table 3.27: Employed Persons with Less Than 1 Year in Current Job, by Selected Characteristics, Fall 2025	74
Table 3.28: Employed Persons with Less Than 1 Year in Current Job, by Sex, Status, and First Job, Fall 2025	75
Table 3.29: Employed New Entrants to the Job Market by Selected Characteristics and Sex, Fall 2025	75
Table 3.30: Employed New Entrants to the Job Market by Selected Characteristics and Status, Fall 2025	76
Table 3.31: Employed Persons under 1 year of Employment by Sex, Status and Temporary Position, Fall 2025	76
Table 3.32: Employed Persons in Temporary Positions by Selected Characteristics and Sex, Fall 2025	77
Table 3.33: Employed Persons in Temporary Positions by Selected Characteristics and Status, Fall 2025	78
Table 3.34: Employed Persons by Employment Status and Sex, Fall 2025	78
Table 3.35: Employed Persons by Employment Status and Status, Fall 2025.....	78
Table 3.36: Employed Persons by Occupation and Sex, Fall 2025	79
Table 3.37: Employed Persons by Occupation and Status, Fall 2025.....	79
Table 3.38: Employed Persons by Industry and Sex, Fall 2025	80
Table 3.39: Employed Persons by Industry and Status, Fall 2025	81
Table 3.40: Average Usual Hours Worked per Week by Industry and Sex, Fall 2025	82
Table 3.41: Average Usual Hours Worked per Week by Industry and Status, Fall 2025.....	83
Table 3.42: Average Actual Hours Worked per Week by Industry and Sex, Fall 2025	84
Table 3.43: Average Actual Hours Worked per Week by Industry and Status, Fall 2025	85
Table 3.44: Employed Persons by Type of Earnings and Sex, Fall 2025	85
Table 3.45: Employed Persons by Type of Earnings and Status, Fall 2025.....	86

Table 3.46: Employed Persons by Main Monthly Earnings and Sex, Fall 2025	86
Table 3.47: Mean and Median Main Monthly Earnings by Sex, Fall 2025	87
Table 3.48: Employed Persons by Main Monthly Earnings and Status, Fall 2025.....	87
Table 3.49: Mean and Median Main Monthly Earnings by Status, Fall 2025.....	88
Table 3.50: Employed Persons by Other Monthly Earnings and Sex, Fall 2025	88
Table 3.51: Mean and Median other Monthly Earnings by Sex, Fall 2025.....	89
Table 3.52: Employed Persons by Other Monthly Earnings and Status, Fall 2025.....	89
Table 3.53: Mean and Median other Monthly Earnings by Status, Fall 2025	89
Table 3.54: Usually Employed Persons by Selected Characteristics and Sex, Fall 2025.....	90
Table 3.55: Usually Employed Persons by Selected Characteristics and Status, Fall 2025	91
SECTION 4: UNDEREMPLOYED.....	92
Table 4.1: Time Related Underemployed Persons by Selected Characteristics and Sex, Fall 2025	92
Table 4.2: Time Related Underemployed Persons by Selected Characteristics and Status, Fall 2025...	93
Table 4.3: Time Related Underemployed Persons by Age Group and Sex, Fall 2025	93
Table 4.4: Time Related Underemployed Persons by Status and Sex, Fall 2025	94
Table 4.5: Time Related Underemployed Persons by Age Group and Status, Fall 2025.....	94
Table 4.6: Time Related Underemployed Persons by Educational Attainment and Sex, Fall 2025	94
Table 4.7: Time Related Underemployed Persons by Educational Attainment and Status, Fall 2025...	95
Table 4.8: Time Related Underemployed Persons by Sex, Status, and With or Without Education Training, Fall 2025	95
Table 4.9: Time Related Underemployed Persons by Sex, Status, and With or Without Training, Fall 2025.....	95
Table 4.10: Time Related Underemployed Persons by Main Reason for Working Less than 30 hours and Sex, Fall 2025.....	96
Table 4.11: Time Related Underemployed Persons by Main Reason for Working Less than 30 hours and Status, Fall 2025	96
Table 4.12: Time Related Underemployed Persons by Occupation and Sex, Fall 2025	96
Table 4.13: Time Related Underemployed Persons by Occupation and Status, Fall 2025	97
Table 4.14: Time Related Underemployed Persons by Industry and Sex, Fall 2025	98
Table 4.15: Time Related Underemployed Persons by Industry and Status, Fall 2025.....	99
Table 4.16: Skill Related Underemployed Persons by Selected Characteristics and Sex, Fall 2025.....	100
.....	100
Table 4.17: Skill Related Underemployed Persons by Selected Characteristics and Status, Fall 2025	101
Table 4.18: Skill Related Underemployed Persons by Age Group and Sex, Fall 2025	102
Table 4.19: Skill Related Underemployed Persons by Status and Sex, Fall 2025	102
Table 4.20: Skill Related Underemployed Persons by Age Group and Status, Fall 2025	103
Table 4.21: Skill Related Underemployed Persons by Educational Attainment and Sex, Fall 2025.....	103
Table 4.22: Skill Related Underemployed Persons by Educational Attainment and Status, Fall 2025	104
Table 4.23: Skill Related Underemployed Persons by Sex, Status, and With or Without Education Training, Fall 2025	104
Table 4.24: Skill Related Underemployed Persons by Sex, Status, and With or Without Training, Fall 2025.....	105
Table 4.25: Skill Related Underemployed Persons by Main Reason for Working Less than 30 hours and Sex, Fall 2025	105
Table 4.26: Skill Related Underemployed Persons by Main Reason for Working Less than 30 hours and Status, Fall 2025	105

.....	105
Table 4.27: Skill Related Underemployed Persons by Occupation and Sex, Fall 2025.....	106
.....	106
Table 4.28: Skill Related Underemployed Persons by Occupation and Status, Fall 2025	107
Table 4.29: Skill Related Underemployed Persons by Industry and Sex, Fall 2025.....	108
Table 4.30: Skill Related Underemployed Persons by Industry and Status, Fall 2025	109
Table 4.31 Average Usual Hours Worked by Underemployed Persons per Week by Industry and Sex, Fall 2025	110
Table 4.32: Average Usual Hours Worked by Underemployed Persons per Week by Industry and Status, Fall 2025	110
Table 4.33: Average Actual Hours Worked by Underemployed Persons per Week by Industry and Sex, Fall 2025	111
Table 4.34: Average Actual Hours Worked by Underemployed Persons per Week by Industry and Status, Fall 2025	112
Table 4.35: Minimum Educational Attainment Required for Current Post by Sex, Fall 2025.....	112
Table 4.36: Minimum Educational Attainment Required for Current Post by Status, Fall 2025	113
Table 4.37: Minimum Work Experience Required for Current Post by Sex, Fall 2025.....	113
Table 4.38: Minimum Work Experience Required for Current Post by Status, Fall 2025	113
Table 4.39: Qualification Comparison of Current Post by Sex, Fall 2025	114
Table 4.40: Qualification Comparison of Current Post by Status, Fall 2025	114
Table 4.41: Estimated Skill required to train someone by Sex, Fall 2025	114
Table 4.42: Estimated Skill required to train someone by Status, Fall 2025.....	115
Table 4.43: Relevance of Current Job to education, training, and experience by Sex, Fall 2025	115
Table 4.44: Relevance of Current Job to education, training, and experience by Status, Fall 2025....	115
Table 4.45: Preference of Job more related to current education, training, and experience by Sex, Fall 2025.....	116
Table 4.46: Preference of Job more related to current education, training, and experience by Status, Fall 2025	116
Table 4.47: Persons actively seeking a job more related to current education, training, and experience by Sex, Fall 2025	116
Table 4.48: Persons actively seeking a job more related to current education, training, and experience by Status, Fall 2025.....	117
SECTION 5: UNEMPLOYED	118
Table 5.1: Unemployed Persons by Selected Characteristics and Sex, Fall 2025.....	118
Table 5.2: Unemployed Persons by Selected Characteristics and Status, Fall 2025	119
Table 5.3: Unemployed Persons by Age Group and Sex, Fall 2025	119
Table 5.4: Unemployed Persons by Status and Sex, Fall 2025	120
Table 5.5: Unemployed Persons by Age Group and Status, Fall 2025	120
Table 5.6: Unemployed Persons by Educational Attainment and Sex, Fall 2025.....	120
Table 5.7: Unemployed Persons by Educational Attainment and Status, Fall 2025	121
Table 5.8: Unemployed Persons by Reason Without Work and Sex, Fall 2025	121
Table 5.9: Unemployed Persons by Reason Without Work and Status, Fall 2025.....	121
Table 5.10: Unemployed Persons by Preferred Future Occupation and Sex, Fall 2025.....	122
Table 5.11: Unemployed Persons by Preferred Future Occupation and Status, Fall 2025	122
Table 5.12: Unemployed Persons by Preferred Future Industry and Sex, Fall 2025.....	123
Table 5.13: Unemployed Persons by Preferred Future Industry and Status, Fall 2025	124

Table 5.14: Unemployed Persons by Steps Taken to Look for a Job and Sex, Fall 2025	125
Table 5.15: Unemployed Persons by Steps Taken to Look for a Job and Status, Fall 2025	125
Table 5.16: Unemployed Persons by Previous Work and Sex, Fall 2025	125
Table 5.17: Unemployed Persons by Previous Work and Status, Fall 2025	126
Table 5.18: Unemployed Persons with Previous Work by Time without Work and Sex, Fall 2025	126
Table 5.19: Unemployed Persons with Previous Work, by Time without Work and Status, Fall 2025	126
Table 5.20: Unemployed Persons by Last Occupation Worked and Sex, Fall 2025	127
Table 5.21: Unemployed Persons by Last Occupation Worked and Status, Fall 2025	127
.....	127
Table 5.22: Unemployed Persons by Last Industry of Employment and Sex, Fall 2025.....	128
Table 5.23: Unemployed Persons by Last Industry of Employment and Status, Fall 2025	129
Table 5.24: Unemployed Persons by Main Means of Financial Support and Sex, Fall 2025.....	130
Table 5.25: Unemployed Persons by Main Means of Financial Support and Status, Fall 2025	130
Table 5.26: Unemployed Persons by Sex, Status and With or Without Additional Financial Support, Fall 2025	130
Table 5.27: Unemployed Persons by Main Monthly Earnings and Sex, Fall 2025	131
Table 5.28: Mean and Median Main Monthly Earnings for Unemployed Persons by Sex, Fall 2025 ..	131
Table 5.29: Unemployed Persons by Main Monthly Earnings and Status, Fall 2025	131
Table 5.30: Mean and Median Main Monthly Earnings for Unemployed Persons by Status, Fall 2025	132
.....	132
Table 5.31: Unemployed Persons by Other Monthly Earnings and Sex, Fall 2025	132
Table 5.32: Mean and Median Other Monthly Earnings for Unemployed Persons by Sex, Fall 2025 ..	132
Table 5.33: Unemployed Persons by Other Monthly Earnings and Status, Fall 2025	132
Table 5.34: Mean and Median Other Monthly Earnings for Unemployed Persons by Status, Fall 2025	133
.....	133
Table 5.35: Unemployed Persons by Sex, Status and With or Without Educational Training, Fall 2025	133
.....	133
Table 5.36: Unemployed Persons by Sex, Status and With or Without Training, Fall 2025.....	133
Table 5.37: Unemployed Persons who Received Training by Last Trained Occupation and Sex, Fall 2025	134
Table 5.38: Unemployed Persons who Received Training by Last Trained Occupation and Status, Fall 2025	134
Table 5.39: Unemployed Persons who Received Training by Location of Training and Sex, Fall 2025 ..	134
Table 5.40: Unemployed Persons who Received Training by Location of Training and Status, Fall 2025	135
.....	135
Table 5.41: Unemployed Persons who Received Training by Date Completed and Sex, Fall 2025	135
Table 5.42: Unemployed Persons who Received Training by Date Completed and Status, Fall 2025 ..	135
Table 5.43: Unemployed Persons who Received Personal Development Training by Sex, Fall 2025 ..	136
Table 5.44: Unemployed Persons who Received Personal Development Training by Status, Fall 2025	136
.....	136
Table 5.45: Usually Unemployed Persons by Selected Characteristics and Sex, Fall 2025	137
Table 5.46: Usually Unemployed Persons by Selected Characteristics and Status, Fall 2025	138
SECTION 6: NOT IN THE LABOUR FORCE.....	139
Table 6.1: Persons Not in the Labour Force by Selected Characteristics and Sex, Fall 2025	139
Table 6.2: Persons Not in the Labour Force by Selected Characteristics and Status, Fall 2025.....	140
Table 6.3: Persons Not in the Labour Force by Age Group and Sex, Fall 2025	140

Table 6.4: Persons Not in the Labour Force by Age Group and Status, Fall 2025	141
Table 6.5: Persons Not in the Labour Force by Status and Sex, Fall 2025.....	141
Table 6.6: Persons Not in the Labour Force by Educational Attainment and Sex, Fall 2025	141
Table 6.7: Persons Not in the Labour Force by Educational Attainment and Status, Fall 2025	142
Table 6.8: Persons Not in the Labour Force by Main Reason for Not Looking for Work and Sex, Fall 2025	142
Table 6.9: Persons Not in the Labour Force by Main Reason for Not Looking for Work and Status, Fall 2025	143
Table 6.10: Persons Not in the Labour Force by Previous Work and Sex, Fall 2025	143
Table 6.11: Persons Not in the Labour Force by Previous Work and Status, Fall 2025	143
Table 6.12: Persons Not in the Labour Force with Previous Job by Selected Characteristics, Fall 2025	144
Table 6.13: Persons Not in the Labour Force with Previous Job by Skill without Work and Sex, Fall 2025	144
Table 6.14: Persons Not in the Labour Force with Previous Job by Skill without Work and Status, Fall 2025	145
Table 6.15: Persons Not in the Labour Force, by Last Occupation Worked and Sex, Fall 2025	145
Table 6.16: Persons Not in the Labour Force by Last Occupation Worked and Status, Fall 2025	145
Table 6.17: Persons Not in the Labour Force by Last Industry Worked and Sex, Fall 2025	146
Table 6.18: Persons Not in the Labour Force by Last Industry Worked and Status, Fall 2025.....	147
Table 6.19: Persons Not in the Labour Force by Main Means of Financial Support and Sex, Fall 2025	148
Table 6.20: Persons Not in the Labour Force by Main Means of Financial Support and Status, Fall 2025	148
Table 6.21: Persons Not in the Labour Force by Sex, Status and With or Without Additional Financial Support, Fall 2025.....	149
Table 6.22: Persons Not in the Labour Force by Main Monthly Earnings and Sex, Fall 2025	149
Table 6.23: Mean and Median Main Monthly Earnings for Persons Not in the Labour Force by Sex, Fall 2025	150
Table 6.24: Persons Not in the Labour Force by Main Monthly Earnings and Status, Fall 2025.....	150
Table 6.25: Mean and Median Main Monthly Earnings for Persons Not in the Labour Force by Status, Fall 2025	151
Table 6.26: Persons Not in the Labour Force by Other Monthly Earnings and Sex, Fall 2025	151
Table 6.27: Mean and Median Other Monthly Earnings for Persons Not in the Labour Force by Sex, Fall 2025	151
Table 6.28: Persons Not in the Labour Force by Other Monthly Earnings and Status, Fall 2025	152
Table 6.29: Mean and Median Other Monthly Earnings for Persons Not in the Labour Force by Status, Fall 2025	152
Table 6.30: Persons Not in the Labour Force by Sex, Status and With or Without Educational Training, Fall 2025	152
Table 6.31: Persons Not in the Labour Force by Sex, Status and With or Without Training, Fall 2025.....	153
Table 6.32: Persons Not in the Labour Force who Received Training by Last Trained Occupation and Sex, Fall 2025	153
Table 6.33: Persons Not in the Labour Force who Received Training by Last Trained Occupation and Status, Fall 2025	154

Table 6.34: Persons Not in the Labour Force who Received Training by Location of Training and Sex, Fall 2025	154
Table 6.35: Persons Not in the Labour Force who Received Training by Location of Training and Status, Fall 2025	154
Table 6.36: Persons Not in the Labour Force who Received Training by Year of Training and Sex, Fall 2025	155
Table 6.37: Persons Not in the Labour Force who Received Training by Year of Training and Status, Fall 2025	155
Table 6.38: Persons Usually Not in the Labour Force by Selected Characteristics and Sex, Fall 2025	156
Table 6.39: Persons Usually Not in the Labour Force by Selected Characteristics and Status, Fall 2025	157
Table 6.40: Percent of Persons Not in the Labour Force by Selected Characteristics and Unavailability for Work, Fall 2025	158
SECTION 7: HOUSING CHARACTERISTICS.....	159
Table 7.1: Type of Dwelling, Fall 2025	159
Table 7.2: Households by Number of Rooms, Fall 2025.....	159
Table 7.3: Households by Number of Bedrooms, Fall 2025	160
Table 7.4: Households by Type of Dwelling Tenure, Fall 2025.....	160
Table 7.5: Ownership of Household by Household Member, Fall 2025.....	161
Table 7.6: Status of Ownership of Household, Fall 2025	161
Table 7.7: Mean and Median Rent of Housing Accommodation	162
by District & Number of Bedrooms, Fall 2025.....	162
Table 7.8: Mean and Median Estimated Mortgage Payment	163
by District & Number of Bedrooms, Fall 2025.....	163
Table 7.9: Mean and Median Owner Occupied Rent	164
by District & Number of Bedrooms, Fall 2025.....	164
Table 7.10: Households that Rented by Type of Utilities	165
Included in Rent, Fall 2025	165
Table 7.11: Households with or without Insurance, Fall 2025	165
Table 7.12: Households Main Water Source, Fall 2025	166
Table 7.13: Households with Amenities, Fall 2025.....	166
Table 7.14: Households by Number of Communication Devices and Transportation, Fall 2025.....	167
Table 7.15: Households who had amenities disconnected due to non-payment, Fall 2025	168
Table 7.16: Household Engagement in Environmentally Friendly Activities, Fall 2025	169
Table 7.17: Households by Number of Household Employees, Fall 2025.....	170
QUESTIONNAIRE.....	171

SUMMARY TABLE 1: KEY LABOUR FORCE INDICATORS BY STATUS

Selected Characteristics	Fall 2025/Fall 2024					
	Spring 2024	Fall 2024	Fall 2025		Change	
	#	#	#	%	#	%
Population	87,866	88,833	90,577	100.0	1,743	2.0
Caymanian	39,897	40,633	41,063	45.3	430	1.1
Permanent Resident	7,822	8,184	9,061	10.0	877	10.7
Non-Caymanian	40,147	40,016	40,453	44.7	437	1.1
Working Age Population (15+ years)	75,067	75,307	77,890	100.0	2,582	3.4
Caymanian	32,399	33,114	35,311	45.3	2,197	6.6
Permanent Residents WRW ⁽ⁱ⁾	6,288	5,464	6,216	8.0	752	13.8
Non-Caymanian ⁽ⁱⁱ⁾	36,379	36,729	36,362	46.7	(367)	(1.0)
Labour Force	62,743	60,828	64,989	100.0	4,161	6.8
Caymanian	23,323	22,535	25,403	39.1	2,868	12.7
Permanent Resident WRW	5,847	4,906	5,643	8.7	737	15.0
Non-Caymanian	33,573	33,387	33,943	52.2	556	1.7
Labour Force Participation Rate (%)	83.6	80.8	83.4		2.7	
Caymanian	72.0	68.1	71.9		3.9	
Permanent Resident WRW	93.0	89.8	90.8		1.0	
Non-Caymanian	92.3	90.9	93.3		2.4	
Employed	61,003	59,393	63,289	100.0	3,896	6.6
Caymanian	22,181	21,487	24,358	38.5	2,871	13.4
Permanent Resident WRW	5,691	4,720	5,514	8.7	795	16.8
Non-Caymanian	33,131	33,186	33,416	52.8	230	0.7
Underemployed ⁽ⁱⁱⁱ⁾	6,666	7,923	5,642	100.0	(2,280)	(28.8)
Caymanian	2,015	1,910	1,817	32.2	(93)	(4.9)
Permanent Resident WRW	520	442	464	8.2	22	4.9
Non-Caymanian	4,132	5,570	3,362	59.6	(2,209)	(39.7)
Underemployment Rate (%)	10.9	13.3	8.9		(4.4)	
Caymanian	9.1	8.9	7.5		(1.4)	
Permanent Resident WRW	9.1	9.4	8.4		(1.0)	
Non-Caymanian	12.5	16.8	10.1		(6.7)	
Unemployed	1,740	1,435	1,700	100.0	265	18.5
Caymanian	1,142	1,048	1,045	61.5	(2)	(0.2)
Permanent Resident WRW	156	186	128	7.6	(58)	(31.0)
Non-Caymanian	442	201	526	31.0	325	161.9
Unemployment Rate (%)	2.8	2.4	2.6		0.3	
Caymanian	4.9	4.6	4.1		(0.5)	
Permanent Resident WRW	2.7	3.8	2.3		(1.5)	
Non-Caymanian	1.3	0.6	1.6		0.9	
Not in the Labour Force	12,324	14,479	12,901	100.0	(1,578)	(10.9)
Caymanian	9,076	10,579	9,908	76.8	(671)	(6.3)
Permanent Resident WRW	442	558	573	4.4	15	2.7
Non-Caymanian	2,806	3,342	2,420	18.8	(922)	(27.6)

⁽ⁱ⁾ WRW - with rights to work

⁽ⁱⁱ⁾ Includes PR holders without rights to work.

Note: Due to rounding, there may be minor variations in totals or sums.

SUMMARY TABLE 2: KEY LABOUR FORCE INDICATORS BY SEX

Selected Characteristics	Spring 2024		Fall 2024		Fall 2025		Fall 2025/Fall 2024		
	#		#		# %		Change		
	#	%	#	%	#	%	#	%	
Population	87,866		88,833		90,577	100.0		1,743	2.0
Male	44,936		44,063		44,612	49.3		549	1.2
Female	42,930		44,771		45,965	50.7		1,194	2.7
Working Age Population (15+ years)	75,067		75,307		77,890	100.0		2,582	3.4
Male	38,314		37,552		38,153	49.0		601	1.6
Female	36,753		37,755		39,737	51.0		1,982	5.2
Labour Force	62,743		60,828		64,989	100.0		4,161	6.8
Male	33,037		31,263		33,220	51.1		1,957	6.3
Female	29,706		29,565		31,768	48.9		2,204	7.5
Labour Force Participation Rate (%)	83.6		80.8		83.4			2.7	
Male	86.2		83.3		87.1			3.8	
Female	80.8		78.3		79.9			1.6	
Employed	61,003		59,393		63,289	100.0		3,896	6.6
Male	32,243		30,685		32,398	51.2		1,713	5.6
Female	28,760		28,708		30,891	48.8		2,182	7.6
Underemployed ⁽ⁱ⁾	6,666		7,923		5,642	100.0		(2,280)	(28.8)
Male	3,242		3,817		2,261	40.1		(1,557)	(40.8)
Female	3,424		4,105		3,382	59.9		(724)	(17.6)
Underemployment Rate (%)	10.9		13.3		8.9			(4.4)	
Male	10.1		12.4		7.0			(5.5)	
Female	11.9		14.3		10.9			(3.4)	
Unemployed	1,740		1,435		1,700	100.0		265	18.5
Male	795		578		822	48.4		244	42.2
Female	945		856		878	51.6		21	2.5
Unemployment Rate (%)	2.8		2.4		2.6			0.3	
Male	2.4		1.8		2.5			0.6	
Female	3.2		2.9		2.8			(0.1)	
Not in the Labour Force	12,324		14,479		12,901	100.0		(1,578)	(10.9)
Male	5,276		6,289		4,932	38.2		(1,356)	(21.6)
Female	7,048		8,191		7,969	61.8		(222)	(2.7)

Note: Due to rounding, there may be minor variations in totals or sums.

1. INTRODUCTION

This report presents the findings of the Fall 2025 Labour Force Survey (LFS). The LFS mainly provides information on the characteristics of persons in the labour force (employed and unemployed). It also presents demographic information on the general population, some characteristics of persons not in the labour force, and household characteristics.

The concepts used in the Survey are in accordance with the International Labour Organization (ILO) guidelines, and therefore, the indicators produced from the Survey are comparable to those used internationally.

The remaining sections of this Report present the methodology, the main findings with emphasis on the characteristics of the labour force and those that are out of the labour force, and other findings on housing characteristics. The Appendix presents the detailed tables.

2. METHODOLOGY

As in the previous LFS, the planning and execution of the Fall 2025 LFS were undertaken by the staff of the Economics and Statistics Office (ESO), a department in the Ministry of Finance and Economic Development of the Cayman Islands Government.

Sampling design

The sampling frame for the LFS is the ESO's Household Register, which is a listing of all household dwelling units in the Cayman Islands. The last update of the Register was conducted in August 2024. Updates were also based on information from the 2021 Population and Housing Census. As of January 25, 2022, the Register listed 29,699 household dwelling units, which served as the sampling frame for this edition of the LFS.

Samples for the LFS were drawn from all districts of the Cayman Islands. Cayman Brac and Little Cayman were combined to form the stratum of the Sister Islands. Probability proportional to household count by district, as determined from the ESO Household Register, was used to allocate the number of selected households across strata. Households were randomly selected from all six districts; within each district, the households were selected with equal probability. The probability of selection for the sampled households in each district can be expressed as follows:

$$P_h = m_h / M_h$$

Where:

P_h = probability of selection for the sample households in the h-th stratum (district)

M_h = total number of households in the sample frame for the h-th stratum

m_h = the number of sample households selected in the h-th stratum

Based on the sampling design, 2,150 household addresses were randomly selected, representing 7.2 percent of the 29,699 households.

Fieldwork

Since October 2014, the ESO has been using tablets for electronic data collection in Grand Cayman. Included in the Appendix (see page 164) is a copy of the questionnaire that was uploaded to the tablet for this edition of the LFS.

The reference week for the Fall 2025 LFS was 21st to 27th September 2025. The data collection took place over a six-week period from 28th September to 12th November 2025. The administrative data (births, deaths, and work permits) used to estimate the total population as of the end of December 2025 were collected in early January 2025.

The ESO hosted its usual in-person training exercise to prepare for the fieldwork. A total of 70 persons, including ESO survey staff, were recruited in Grand Cayman, most of whom have prior household survey experience (census and/or LFS). In the Sister Islands (Cayman Brac and Little Cayman), 5 persons were recruited to administer the LFS using the questionnaires on tablets. Therefore, a total of 75 persons were eventually selected to conduct interviews in the Cayman Islands.

Weights

The 2025 population estimate was derived by adding the natural increase (births minus deaths) data collected from the Health Services Authority and immigration (work permits, permanent residents, and change of status) from the Cayman Islands Customs and Border Control (CBC) Department in the last six months of 2025, compared to the 2024 year-end population estimate.

The raising factors for Caymanian, PR/PR-WRW, and Non-Caymanian sub-populations were then calculated based on their respective population estimates,

$$Raising\ factor_{si} = \frac{Population_{si}}{Survey\ Count_{si}}$$

Where:

$Population_{si}$ = estimated population based on administrative data of status_i
(i=Caymanian, Permanent Residents, and Non-Caymanians)

$Survey\ Count_{si}$ = number of individuals from the LFS per status.

The household characteristics were derived from the district response rates, adjusted for non-responses at the household level.

Table 1: Response Rate by District

District	Sample Size ¹	In Scope Households ²	Fully and Partially Completed	Response Rate ³
Total	2,150	1,784	1,722	96.5
George Town	1,038	869	832	95.7
West Bay	421	348	341	98.0
Bodden Town	358	299	287	96.0
North Side	105	87	85	97.7
East End	100	75	73	97.3
Sister Islands	128	106	104	98.1

1 Of the original 2150 sample household addresses only 1784 were found to be households.

2 In scope households are those with results codes 1 - Fully completed, 2 - Partially completed, and 3- Refusals.

3 Response Rate represents those households fully and partially completed divided by in scope households.

Data processing

The survey responses were processed internally by ESO staff. Data capture was built into the ESO Mobile LFS Project (LFSPrij) software on tablets. Coding of industries and occupations were also conducted internally using the International Standard Industrial Classification (ISIC) (Rev. 4) and the International Standard Classification of Occupations (ISCO) 2008, respectively. Edit checks were conducted using CSPRO (Census and Survey Processing System) and SPSS (Statistical Package for the Social Sciences). Data were verified by cross-referencing information stored on the tablets or by phone with the respondent. A data file was then created with information from all households that completed the LFS interview (fully and partially). Finally, indicators were generated in SPSS, and the tables presented in this Report were prepared in Excel.

Standard errors for main estimates

Given the nature of the LFS sample design, the estimates were computed with a 2.5 percent margin of error. The estimates published in this Report's tables are rounded to the nearest whole number or person. The sum of the individual rounded numbers may not equal the total. In addition, the difference between one person in the same category across different tables is due to rounding.

Data representing the weighted responses of one individual in the Survey are suppressed and indicated by the symbol "...".

The estimates presented in this Report are all liable to sampling error. Their absolute sampling error increases with its magnitude, while the relative error decreases as the estimate grows larger. Generally, the smaller the *Relative Standard Error* (or *Coefficient of Variation*), the more reliable the estimate. Because of this, comparisons of the larger estimates may be used with confidence, but small estimates must be treated with caution. The *standard errors, confidence*

intervals, and coefficients of variation (C.V.) for key variables in the Fall 2025 LFS are shown in Tables 2 and 3.

3. DEFINITION OF KEY CONCEPTS

Population

In the LFS, the population refers to the “resident” population; that is, persons staying or intending to stay in the Cayman Islands for at least six months. Visitors/tourists are not included in the resident population. Persons in institutions for more than six months are excluded. Family members of resident households who were abroad at the time of the survey but had intentions to return to the Islands were also considered residents.

The population is categorised into three sub-populations by immigration status: Caymanians, Permanent Residents (PR), and Non-Caymanians. Permanent Residents include non-Caymanians married to Caymanians, Permanent Residents with a government contract, Permanent Residents with rights to work (PR-WRW), and Permanent Residents without rights to work.

Labour Force

The labour force comprises members of the non-institutionalised population (i.e., those not in residential institutions such as general penitentiaries and retirement homes) aged 15 years and over, who were employed or unemployed during the reference week. All persons in the PR labour force in all tables and sections of this Report refer explicitly to PR-WRW only. Persons categorised as PR without rights to work are included as part of the Non-Caymanian Working Age Population.

Employed

Employed persons are those who, during the reference week, did any work for pay or profit; that is, paid work in the context of an employer-employee relationship or self-employment. It also includes unpaid family workers who contributed directly to the operation of a farm, business, or professional practice owned or operated by a household member related to the household. Based on the International Labour Organization (ILO) guidelines, work can be for as little as an hour during the reference week; it excludes unpaid domestic housework and volunteer work but includes those temporarily away from their jobs.

Unemployed

Unemployed persons are those who, during the reference week, are:

- (a) without work;
- (b) currently available for work and
- (c) actively looking for a job, or had definite arrangements to start a job within 4 weeks.

Unemployment Rate

The unemployment rate represents the number of unemployed persons expressed as a percentage of the labour force. The unemployment rate for a particular group (age, status, sex, etc.) is the number of unemployed people in that group, which is expressed as a percentage of the labour force for that group.

$$\text{Unemployment Rate} = \frac{\text{Number of Unemployed}}{\text{Labour Force}} \times 100$$

Not in the Labour Force

These are persons in the non-institutional population (i.e., those not in residential institutions such as general penitentiary or retirement homes)—15 years of age and over—who were neither employed nor unemployed during the reference week.

Household

A household comprises either one person living alone or a group of persons (not necessarily related) living at the same address, sharing common housekeeping, i.e., at least one meal a day, and living arrangements. This concept is used for persons sharing an apartment, house, or one room. For further clarification, please see:

<https://www.eso.ky/labourforcesurveys.html>

Table 2: Standard Errors of Key Labour Force Indicators by Status

Selected Characteristics	Estimate	Standard Errors	(95%) Confidence Interval		C.V
			Lower	Upper	
Population	90,577	3,016	84,643	96,510	0.03
Caymanian	41,063	2,054	37,023	45,103	0.05
Permanent Resident WRW	6,216	491	5,251	7,181	0.08
Non-Caymanian	43,298	2,072	39,222	47,374	0.05
Working Age Population (15+ years)	77,890	2,456	73,057	82,722	0.03
Caymanian	35,311	1,745	31,879	38,743	0.05
Permanent Resident WRW	6,216	491	5,251	7,181	0.08
Non-Caymanian	36,362	1,674	33,070	39,655	0.05
Labour Force	64,989	2,141	60,777	69,200	0.03
Caymanian	25,403	1,359	22,730	28,077	0.05
Permanent Resident WRW	5,643	470	4,717	6,568	0.08
Non-Caymanian*	33,943	1,631	30,733	37,152	0.05
Labour Force Participation Rate (%)	83.4	0.8	81.8	85.0	0.01
Caymanian	71.9	1.2	69.6	74.2	0.02
Permanent Resident WRW	90.8	2.0	86.9	94.6	0.02
Non-Caymanian*	93.3	1.0	91.3	95.4	0.01
Employed	63,289	2,084	59,189	67,389	0.03
Caymanian	24,358	1,294	21,813	26,903	0.05
Permanent Resident WRW	5,514	469	4,592	6,437	0.09
Non-Caymanian*	33,416	1,616	30,237	36,595	0.05
Underemployed	5,642	504	4,651	6,634	0.09
Caymanian	1,817	242	1,341	2,294	0.13
Permanent Resident WRW	464	116	234	693	0.25
Non-Caymanian*	3,362	417	2,541	4,183	0.12
Underemployment Rate (%)	8.9	0.7	7.5	10.4	0.08
Caymanian	7.5	0.9	5.7	9.3	0.12
Permanent Resident WRW	8.4	2.0	4.5	12.3	0.24
Non-Caymanian*	10.1	1.1	7.8	12.3	0.11
Unemployed	1,700	227	1,254	2,146	0.13
Caymanian	1,045	165	721	1,370	0.16
Permanent Resident WRW	128	64	3	254	0.50
Non-Caymanian*	526	135	261	792	0.26
Unemployment Rate (%)	2.6	0.3	2.0	3.3	0.13
Caymanian	4.1	0.6	3.0	5.3	0.14
Permanent Resident WRW	2.3	1.1	0.1	4.5	0.50
Non-Caymanian*	1.6	0.4	0.8	2.3	0.25
Not in the Labour Force	12,901	757	11,413	14,389	0.06
Caymanian	9,908	608	8,712	11,104	0.06
Permanent Resident WRW	573	127	324	822	0.22
Non-Caymanian*	2,420	383	1,667	3,173	0.16

*Includes PR holders without rights to work.

Table 3: Standard Errors of Key Labour Force Indicators by Sex

Selected Characteristics	Estimate	Standard Errors	(95%) Confidence Interval		C.V
			Lower	Upper	
Population	90,577	3,016	84,643	96,510	0.03
Male	44,612	1,701	41,266	47,958	0.04
Female	45,965	1,689	42,642	49,289	0.04
Working Age Population (15+ years)	77,890	2,456	73,057	82,722	0.03
Male	38,153	1,372	35,453	40,852	0.04
Female	39,737	1,399	36,984	42,490	0.04
Labour Force	64,989	2,141	60,777	69,200	0.03
Male	33,220	1,257	30,747	35,693	0.04
Female	31,768	1,194	29,419	34,117	0.04
Labour Force Participation Rate (%)	83.4	0.8	81.8	85.0	0.01
Male	87.1	0.9	85.3	88.9	0.01
Female	79.9	1.1	77.9	82.0	0.01
Employed	63,289	2,084	59,189	67,389	0.03
Male	32,398	1,228	29,983	34,813	0.04
Female	30,891	1,174	28,582	33,200	0.04
Underemployed	5,642	504	4,651	6,634	0.09
Male	2,261	283	1,705	2,817	0.13
Female	3,382	373	2,647	4,116	0.11
Underemployment Rate (%)	8.9	0.7	7.5	10.4	0.08
Male	7.0	0.8	5.3	8.6	0.12
Female	10.9	1.1	8.7	13.2	0.10
Unemployed	1,700	227	1,254	2,146	0.13
Male	822	160	507	1,138	0.19
Female	878	147	589	1,167	0.17
Unemployment Rate (%)	2.6	0.3	2.0	3.3	0.13
Male	2.5	0.5	1.6	3.4	0.19
Female	2.8	0.5	1.9	3.7	0.16
Not in the Labour Force	12,901	757	11,413	14,389	0.06
Male	4,932	384	4,178	5,687	0.08
Female	7,969	509	6,968	8,970	0.06

4. MAIN FINDINGS

The population of the Cayman Islands was estimated at 90,577, which includes 41,063 Caymanians, 9,061 Permanent Residents (including 6,216 WRW), and 40,453 non-Caymanians.

From the total population, 64,989 persons made up the labour force. The labour force comprised 63,289 employed individuals and 1,700 unemployed individuals. As a result, the overall labour force participation rate was 83.4 percent. By status, the lowest labour force participation rate was among Caymanians (71.9%), whilst the highest was among non-Caymanians (94.8%). By sex, males had a participation rate of 87.1 percent, whilst females had a lower rate of 79.9 percent. Figure 1 illustrates the composition of the population and labour force.

Table 4: Main Labour Force Indicators by Status, Fall 2025

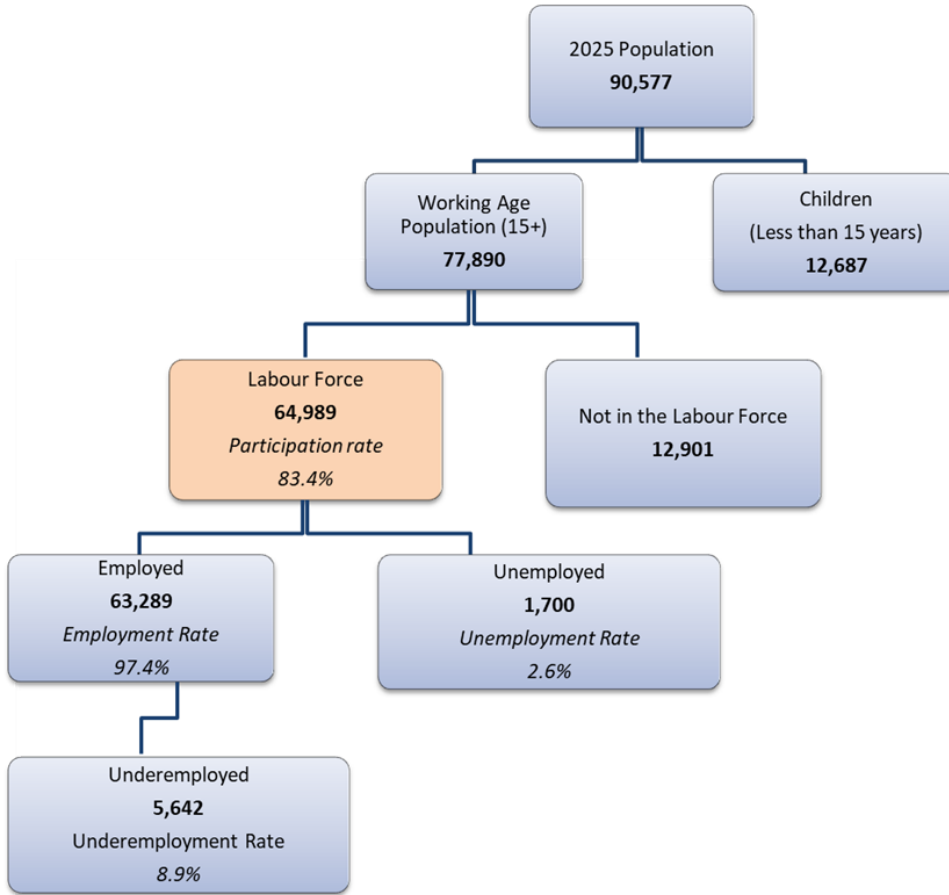
	Total	Caymanian	Permanent Res.	Non-Caymanian
Population	90,577	41,063	9,061	40,453
0 - 14 years	12,687	5,752	1,158	5,778
Working Age Population (15+)	77,890	35,311	7,903	34,676
Labour Force	64,989	25,403	6,706	32,879
Employed	63,289	24,358	6,578	32,353
of which: Underemployed	5,642	1,817	541	3,284
Unemployed	1,700	1,045	128	526
Not In the Labour Force	12,901	9,908	1,197	1,796
Labour Force Participation Rate	83.4	71.9	84.9	94.8
Unemployment Rate	2.6	4.1	1.9	1.6

NB: Permanent Residents With Rights to Work (WRW) totaled 6216.

Table 5: Main Labour Force Indicators by Sex, Fall 2025

	Total	Male	Female
Population	90,577	44,612	45,965
0 - 14 years	12,687	6,459	6,228
Working Age Population (15+)	77,890	38,153	39,737
Labour Force	64,989	33,220	31,768
Employed	63,289	32,398	30,891
of which: Underemployed	5,642	2,261	3,382
Unemployed	1,700	822	878
Not In the Labour Force	12,901	4,932	7,969
Labour Force Participation Rate	83.4	87.1	79.9
Unemployment Rate	2.6	2.5	2.8

Figure 1: Main Labour Force Composition, Fall 2025



4.1 POPULATION ESTIMATES

The population of the Cayman Islands was estimated at 90,577 as of December 2025. George Town is the primary population centre, containing 51.9 percent of the population. West Bay followed with 21.0 percent of the population, and Bodden Town with 18.3 percent. North Side, East End, and the Sister Islands are significantly smaller; together, they account for 8.8 percent of the population (see table 6).

The overall average household size was 2.65 persons. At the district level, Bodden Town (2.71) and West Bay (2.65) reported the highest averages, while the Sister Islands recorded the lowest average at 2.38 persons per household.

Table 6: Population Estimates by District – Fall 2025

District	Total Population		Average Household Size	Total Households	
	#	%		#	%
Total	90,577	100.0	2.65	34,182	100.0
George Town	47,009	51.9	2.65	17,736	51.9
West Bay	19,066	21.0	2.65	7,198	21.1
Bodden Town	16,576	18.3	2.71	6,112	17.9
North Side	2,491	2.8	2.64	944	2.8
East End	2,264	2.5	2.64	859	2.5
Sister Islands	3,170	3.5	2.38	1,333	3.9

Note: The total number of households was estimated based on the estimated population by district divided by the average household size by district. This method was adopted in view of the lack of a fully-updated Household Register.

Sex and Age

In Fall 2025, the female population grew by 2.7 percent (1,194 persons), whereas the male population grew by only 1.2 percent (549 persons) (see Table 7).

Children under 15 accounted for 14.0 percent of the population, and the elderly (aged 65 and older) accounted for 8.4 percent. Collectively, these two age groups are referred to as the ‘dependent population’ and accounted for 22.4 percent of the overall population.

Approximately 86.0 percent of residents fall into the working-age category (15 years+), representing the core group engaged in or seeking employment. Within this demographic, individuals aged 15 to 64 are identified as the essential support system for the community's youth and elderly. This dynamic yields a dependency ratio of 28.9 percent, which measures the relationship between those requiring support and the primary provider cohort.

Table 7: Population Estimate by Selected Characteristics

Selected Characteristics	Fall 2024 Population		Fall 2025 Population		2025/2024 Change	
	#	%	#	%	#	%
Total	88,833	100.0	90,577	100.0	1,743	2.0
Sex						
Male	44,063	49.6	44,612	49.3	549	1.2
Female	44,771	50.4	45,965	50.7	1,194	2.7
Status						
Caymanian	40,633	45.7	41,063	45.3	430	1.1
Permanent Res.	8,184	9.2	9,061	10.0	877	10.7
Non-Caymanian	40,016	45.0	40,453	44.7	437	1.1
Age Group						
0 - 14	13,526	15.2	12,687	14.0	(839)	(6.2)
15 - 24	7,928	8.9	7,938	8.8	10	0.1
25 - 34	16,977	19.1	16,352	18.1	(624)	(3.7)
35 - 44	18,064	20.3	19,222	21.2	1,158	6.4
45 - 54	14,878	16.7	16,150	17.8	1,273	8.6
55 - 64	9,891	11.1	10,627	11.7	736	7.4
65+	7,570	8.5	7,600	8.4	30	0.4

Note: Due to rounding, there may be minor variations in totals or sums.

Status

In Fall 2025, Caymanians constituted the largest demographic group at 45.7 percent. Non-Caymanians accounted for 45.0 percent, while Permanent Residents represented the smallest share at 9.2 percent. Compared to the previous year, Caymanians and Permanent Residents both experienced increases of 1.1 percent and 10.7 percent, respectively. The Non-Caymanian population increased by 1.1 percent (See Table 7).

Working-age percentages differ across population groups: 88.9 percent for non-Caymanians, 86.0 percent for Caymanians, and 68.6 percent for Permanent Residents. The high concentration of working-age non-Caymanians is expected, as expatriate residency is generally contingent on employment (see Appendix table 1.10).

4.2 LABOUR FORCE

The labour force comprises persons of working age (15 years and older) who worked, as well as those who, at the time of the survey, did not have a job but were available and seeking work during the reference period. The Fall 2025 LFS counted 64,989 persons in the labour force (see Table 8).

Table 8: Labour Force by Selected Characteristics, Fall 2025

Selected Characteristics	Labour Force	
	#	% Distribution
Total	64,989	100.0
Sex		
Male	33,220	51.1
Female	31,768	48.9
Status		
Caymanian	25,403	39.1
PR-WRW	5,643	8.7
Non-Caymanian	33,943	52.2
Age Group		
15 - 24	3,579	5.5
25 - 34	15,354	23.6
35 - 44	18,311	28.2
45 - 54	15,370	23.6
55 - 64	9,176	14.1
65+	3,199	4.9
Educational Attainment		
None	8	0.0
Primary and below	1,125	1.7
Middle School	2,606	4.0
High School	19,830	30.5
Post Secondary	16,624	25.6
College / University	24,566	37.8
Other	86	0.1
Not Stated	146	0.2

Note: Due to rounding, there may be minor variations in totals or sums.

Sex and age

The labour force in Fall 2025 was slightly majority male, with men accounting for 51.1 percent compared to 48.9 percent for women. From an age perspective, the workforce is heavily concentrated in the prime working years; those aged 35 to 44 represent the largest share at 28.2 percent. This was followed closely by the 45 to 54 and 25 to 34 age groups (see Table 8).

Status

The labour force distribution by nationality status showed that 39.1 percent were Caymanians, 52.2 percent were non-Caymanians, and 8.7 percent were PR-WRW (see Table 8).

Labour Force Participation Rate (LFPR)

The total LFPR reached 83.4 percent, with distinct variations based on nationality status. Reflecting the work-permit-driven immigration system, Non-Caymanians and Permanent Residents showed the highest participation levels at 93.3 percent and 90.8 percent, respectively. In contrast, the participation rate among Caymanians was notably lower at 71.9 percent (see Table 9).

Analysis by educational attainment levels revealed that individuals with no educational attainment and those with primary and below education have the lowest participation rates (5.3% and 56.0%, respectively). Participation peaks at the college/university level (89.2%) and post-Secondary (88.9%).

A review of age-specific LFPRs revealed that the LFPR peaked in the 35 to 44 age group at 95.3 percent total participation. Among 15 to 24-year-olds, participation is low at 45.1 percent. This is likely due to a high percentage of this demographic being enrolled in full-time education. Persons 65+ LFPR drops to 42.1 percent, likely reflecting the transition into retirement.

Across nearly all categories, males exhibit a higher participation rate (87.1%) than females (79.9%); the size of this gender gap varies significantly by age, status, and education. By educational attainment, the primary level shows a 32.1 percentage-point gap in LFPRs between males and females (71.7% for males vs. 39.6% for females). By age cohort, the 15 to 24 group has the widest gap, at 12.1 percentage points (51.4% for males vs. 39.3% for females). By status, permanent residents have the widest gap at 14.8 percentage points (98.1% male vs. 83.3% female).

Table 9: Labour Force Participation Rate by Selected Characteristics, Fall 2025

Selected Characteristics	Total	Male	Female
	%	%	%
Total	83.4	87.1	79.9
Status			
Caymanian	71.9	75.7	68.8
Permanent Residents WRW	90.8	98.1	83.3
Non-Caymanian	93.3	94.9	91.6
Age			
15 - 24	45.1	51.4	39.3
25 - 34	93.9	95.5	92.3
35 - 44	95.3	96.1	94.4
45 - 54	95.2	97.1	93.2
55 - 64	86.3	92.1	81.0
65+	42.1	49.7	35.9
Educational Attainment			
None	5.3	-	5.3
Primary and below	56.0	71.7	39.6
Middle School	71.4	76.1	66.4
High School	78.0	82.0	73.9
Post Secondary	88.9	92.8	84.2
College / University	89.2	91.4	87.6
Other (Not specified)	100.0	-	100.0
DK/NS	42.3	55.4	7.8

4.3 EMPLOYED

The term "employed" includes individuals in the labour force who worked for compensation, profit, or family benefit for a minimum of one hour during the reference week, 21st September to 27th September 2025. Additionally, individuals who held a job but did not work during the reference week were also classified as employed, recognising their temporary absence. A total of 63,289 persons were employed in Fall 2025 (see Table 10).

Table 10: Employed Persons by Selected Characteristics, Fall 2025

Selected Characteristics	Employed Persons	
	#	% Distribution
Total	63,289	100
Sex		
Male	32,398	51.2
Female	30,891	48.8
Status		
Caymanian	24,358	38.5
PR WRW	5,514	8.7
Non-Caymanian	33,416	52.8
Age Group*		
15 - 24	3,090	4.9
25 - 34	14,919	23.6
35 - 44	18,021	28.5
45 - 54	15,120	23.9
55 - 64	8,947	14.1
65+	3,192	5.0
Educational Attainment		
None	8	0.0
Primary and below	1,042	1.6
Middle School	2,572	4.1
High School	18,768	29.7
Post Secondary	16,426	26.0
College / University	24,243	38.3
Other	86	0.1
DK/NS	146	0.2

Note: Due to rounding, there may be minor variations in totals or sums.

Sex and Age

The workforce shows a relatively balanced gender distribution, though males maintain a slight majority. Males account for 51.2 percent of the workforce, totalling 32,398 individuals. Females account for 48.8 percent of the workforce, totalling 30,891 individuals. Employment is heavily concentrated in the 25 to 54 group, which together makes up nearly 76.0 percent of the total workforce (see Table 10).

Status

The total employed population of 63,289 is split 38.5 percent Caymanians and 52.8 percent non-Caymanians. Non-Caymanians make up the largest single group, with 33,416 individuals, and Caymanians follow with 24,358. Permanent Residents WRW represent the remaining 8.7 percent of the workforce, totalling 5,514 individuals (see Table 10).

Employment Status

Most of the employed labour force (91.4%) “worked for someone”. By sex, more females (94.5%) are employees than males (88.6%). A total of 5,129 or 8.2 percent of the employed labour force, are self-employed; this includes self-employed persons with no employees (see Table 11). By status, more Caymanians were business owners (16.1%) than PR WRW (14.2%) and non-Caymanians (1.3%) (see Table 12).

Table 11: Employed Persons by Employment Status and Sex, Fall 2025

Employment Status	Total		Male		Female		Sex Distribution	
	#	%	#	%	#	%	Male	Female
Total	63,289	100	32,398	100	30,891	100	51.2	48.8
Employee (work for someone)	57,877	91.4	28,695	88.6	29,182	94.5	49.6	50.4
Self-employed with NO employees	2,439	3.9	1,733	5.4	705	2.3	71.1	28.9
Self-employed with employees	2,690	4.3	1,828	5.6	862	2.8	68.0	32.0
Unpaid family business worker	41	0.1	41	0.1	-	-	100.0	-
DK/NS	241	0.4	100	0.3	141	0.5	41.6	58.4

Table 12: Employed Persons by Employment Status and Status, Fall 2025

Employment Status	Total		Caymanian		PR WRW		Non-Caymanian		Status Distribution		
	#	%	#	%	#	%	#	%	Caymanian	PR WRW	Non-Caymanian
Total	63,289	100	24,358	100	5,514	100	33,416	100	38.5	8.7	52.8
Employee (work for someone)	57,877	91.4	20,248	83.1	4,729	85.8	32,900	98.5	35.0	8.2	56.8
Self-employed with NO employees	2,439	3.9	1,863	7.6	288	5.2	288	0.9	76.4	11.8	11.8
Self-employed with employees	2,690	4.3	2,060	8.5	497	9.0	133	0.4	76.6	18.5	4.9
Unpaid family business worker	41	0.1	41	0.2	-	-	-	-	-	-	-
DK/NS	241	0.4	146	0.6	-	-	95	0.3	60.6	-	39.4

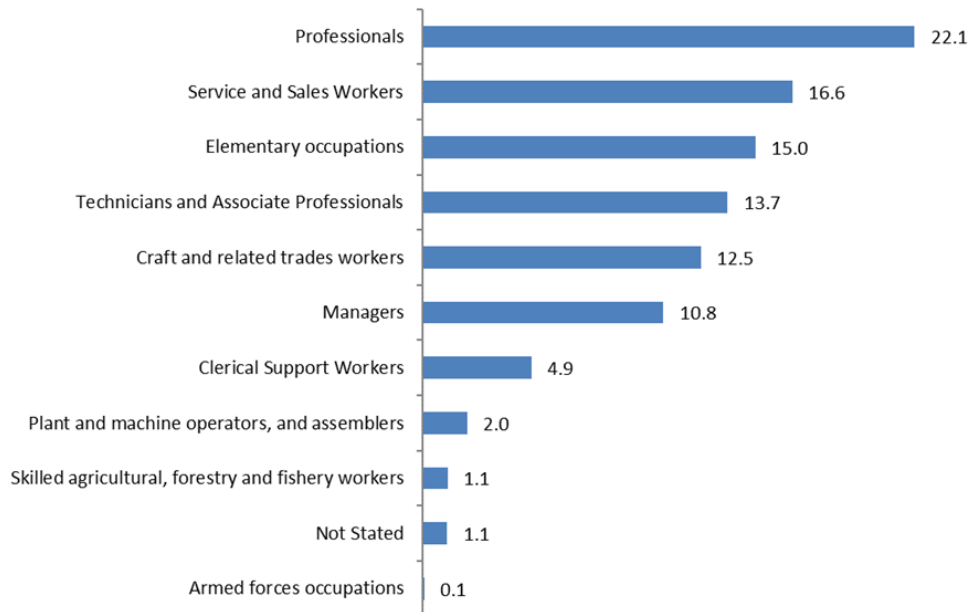
Occupation

Professionals constitute the largest portion of the workforce at 22.1 percent. Service and Sales Workers (16.6%) and elementary occupations (15.0%) make up the top three occupation groups. Occupation grouping, which included Technicians, Craft workers, and Managers, followed at 13.7, 12.5, and 10.8 percent, respectively (See Figure 2).

Further analysis by sex revealed that females dominate the following occupations: Clerical Support Workers (66.6%), Professionals (58.2%), Service and Sales Workers (58.7%), and Elementary Occupations (61.3%). Occupations such as Craft and Related Trades Workers (95.7%), Plant and Machine Operators (91.5%), and Skilled Agricultural, Forestry, and Fishery Workers (80.8%) were heavily male-dominated. Managers (54.8% for males vs. 45.2% for females) and Technicians and Associate Professionals (46.1% for males and 53.9% for females) are relatively balanced occupations (see Appendix table 3.36)

Caymanians hold a strong majority in the following occupations: Clerical Support (71.0%), Managers (63.0%), and Technicians and Associate Professionals (51.9%). There was a higher concentration of Non-Caymanians in Elementary Occupations (78.5%), Craft and Related Trades (67.1%), and Service and Sales Workers (66.1%). Within the largest employment group, Professionals, non-Caymanians account for the majority (50.5%), followed by Caymanians (39.2%). Permanent residence WRW holds the smallest share across all occupations (see Appendix table 3.37).

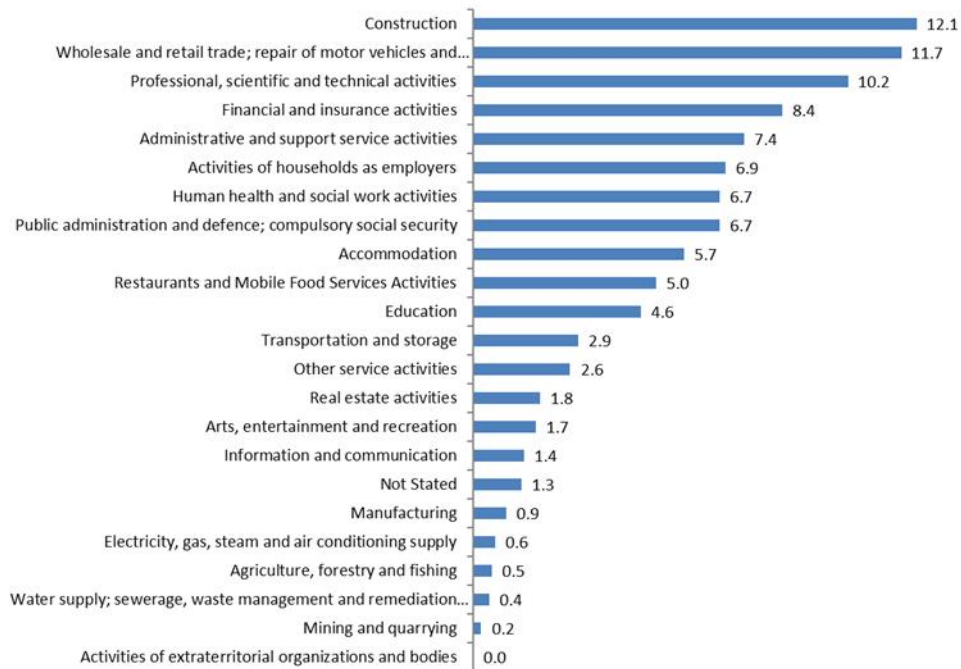
Figure 2: Employment by Occupation Percentage Distribution, Fall 2025



Industry

The top six industries accounted for 56.7 percent of the employed labour force. These industries were construction (12.1%), wholesale and retail trade (11.7%), professional, scientific, and technical activities (10.2%), financial and insurance activities (8.4%), administrative and support service activities (7.4%) and activities of households as employers (6.9%) (see Figure 3).

Figure 3: Employment by Industry Percentage Distribution, Fall 2025



Hours of Work

The number of hours worked is defined as the total hours worked by the respondent at his/her job(s) during the reference period from 21st September to 27th September 2025. This includes all hours spent on work activities and overtime, but excludes vacation, sick leave, public holidays, and other paid or unpaid leave.

The average workweek across all industries is 42.6 hours. On average, males work slightly longer hours (43.3 hours) than females (41.9 hours). Manufacturing records the highest total average at 45.9 hours per week, whilst agriculture, forestry, and fishing have the lowest average at 39.6 hours. By status, non-Caymanians on average have a longer work week (43.0 hours) than Permanent Residence WRW (42.7 hours) and Caymanians (42.1 hours) (See Appendix Tables 3.40 and 3.41).

Earnings from Main Job

The largest segment of the workforce (31.7%) earns between \$2,400 and \$4,799 per month. Combined, the bottom two brackets (\$0 to \$4,799) account for 60.0 percent of all workers. Only 2.9 percent of the total workforce falls into the highest bracket of \$ 16,800 or more per month. Females dominate the lowest-income tier (\$0-\$2,399) and the \$4,800–\$7,199 tier. In the top tier (\$16,800+), males hold 60.4 percent of the positions compared to 39.6 percent for females (See Table 13).

Table 13: Employed Persons by Monthly Income and Sex, Fall 2025

Income	Total		Male		Female		Sex Distribution	
	#	%	#	%	#	%	Male	Female
Total	63,289	100	32,398	100	30,891	100	51.2	48.8
\$ 0 - \$ 2399	17,894	28.3	7,799	24.1	10,095	32.7	43.6	56.4
\$ 2400- \$ 4799	20,079	31.7	11,561	35.7	8,518	27.6	57.6	42.4
\$ 4800 - \$ 7199	12,010	19.0	5,448	16.8	6,562	21.2	45.4	54.6
\$ 7200 - \$ 9599	5,095	8.1	2,796	8.6	2,299	7.4	54.9	45.1
\$ 9600 - \$ 11999	2,310	3.6	1,282	4.0	1,027	3.3	55.5	44.5
\$12000 - \$ 14399	1,637	2.6	1,064	3.3	573	1.9	65.0	35.0
\$ 14400 - \$ 16799	798	1.3	422	1.3	375	1.2	52.9	47.1
\$ 16800 +	1,836	2.9	1,109	3.4	727	2.4	60.4	39.6
DK/NS	1,630	2.6	917	2.8	714	2.3	56.2	43.8

Note: See Appendix Table 3.46 for expanded income brackets

Table 14: Employed Persons by Monthly Income and Status, Fall 2025

Income	Total		Caymanian		PR WRW		Non-Caymanian		Status Distribution		
	#	%	#	%	#	%	#	%	Caymanian	PR WRW	Caymanian
Total	63,289	100	24,358	100	5,514	100	33,416	100	38.5	8.7	52.8
\$ 0 - \$ 2399	17,894	28.3	3,833	15.7	775	14.0	13,286	39.8	21.4	4.3	74.2
\$ 2400- \$ 4799	20,079	31.7	7,973	32.7	2,003	36.3	10,103	30.2	39.7	10.0	50.3
\$ 4800 - \$ 7199	12,010	19.0	6,213	25.5	1,180	21.4	4,618	13.8	51.7	9.8	38.4
\$ 7200 - \$ 9599	5,095	8.1	2,285	9.4	518	9.4	2,292	6.9	44.9	10.2	45.0
\$ 9600 - \$ 11999	2,310	3.6	1,027	4.2	284	5.2	999	3.0	44.5	12.3	43.2
\$12000 - \$ 14399	1,637	2.6	795	3.3	190	3.4	653	2.0	48.6	11.6	39.9
\$ 14400 - \$ 16799	798	1.3	422	1.7	202	3.7	174	0.5	52.9	25.3	21.8
\$ 16800 +	1,836	2.9	1,050	4.3	333	6.0	453	1.4	57.2	18.2	24.7
DK/NS	1,630	2.6	761	3.1	30	0.5	840	2.5	46.6	1.9	51.5

Note: See Appendix Table 3.48 for expanded income brackets

Employment by the size of business

The vast majority of the employed labour force worked in large businesses with 50 or more employees (33.2%) and in micro-businesses with one to five employees (25.8%). The proportion of Caymanians employed in large enterprises was 38.9 percent, whilst small businesses employ the largest proportion of employed non-Caymanians, 29.5 percent (See Table 15a and 15b).

Table 15a: Employed Persons by Size of Organization and Sex, Fall 2025

No. of Employees	Total		Male		Female		Sex Distribution	
	#	%	#	%	#	%	Male	Female
Total	63,289	100	32,398	100	30,891	100	51.2	48.8
1 - 5	16,359	25.8	7,599	23.5	8,760	28.4	46.5	53.5
6 - 10	7,562	11.9	4,102	12.7	3,460	11.2	54.2	45.8
11 - 24	9,830	15.5	5,009	15.5	4,820	15.6	51.0	49.0
25 - 49	6,921	10.9	3,721	11.5	3,200	10.4	53.8	46.2
50 +	21,004	33.2	11,107	34.3	9,897	32.0	52.9	47.1
DK/NS	1,612	2.5	859	2.7	753	2.4	53.3	46.7

Table 15b: Employed Persons by Size of Organization and Status, Fall 2025

No. of Employees	Total		Caymanian		PR WRW		Non-Caymanian		Status Distribution		
	#	%	#	%	#	%	#	%	Caymanian	PR WRW	Non-Caymanian
Total	63,289	100	24,358	100	5,514	100	33,416	100	38.5	8.7	52.8
1 - 5	16,359	25.8	5,243	21.5	1,264	22.9	9,852	29.5	32.0	7.7	60.2
6 - 10	7,562	11.9	3,046	12.5	777	14.1	3,738	11.2	40.3	10.3	49.4
11 - 24	9,830	15.5	3,526	14.5	774	14.0	5,530	16.6	35.9	7.9	56.3
25 - 49	6,921	10.9	2,753	11.3	482	8.7	3,686	11.0	39.8	7.0	53.2
50 +	21,004	33.2	9,472	38.9	2,153	39.0	9,379	28.1	45.1	10.3	44.7
DK/NS	1,612	2.5	318	1.3	64	1.2	1,230	3.7	19.7	4.0	76.3

Training

A total of 18,996 (30.0%) employed persons reported having received educational training. A larger share of employed females received training (33.6%) than employed males (26.6%). By status, Caymanians (34.0%) had the highest percentage of persons who completed educational training, followed by Permanent Residence WRW (30.1%) and non-Caymanians (27.1%) (See Appendix Table 3.8). Regarding occupation-related training, the majority of employed persons (68.2%) reported having received it (see Appendix Table 3.9).

Overall, the majority of the workforce has not participated in any personal development training (62.6%). Among those who have received training, Certified First Aid is the most common at 19.5 percent (8,756 people). Customer service is the second most frequent training at 9.9%. Caymanians have the highest participation in almost all categories, notably in PRIDE (68.4%) and Passport to Success (49.7%) (see Appendix Table 3.17).

Promotion at current job

Only 22.8% (14,456 people) of the total workforce received a promotion, whilst 76.6% (57,840 people) did not (see Appendix Table 3.18).

The most common response for not receiving a promotion was “no opportunity for promotion” (54.8%). This trend persisted among Caymanians (49.0%), Permanent Residents WRW (51.9%), and non-Caymanians (58.5%). Similarly, by sex, “no opportunity for promotion” was the most common reason among males (52.7%) and females (57.0%) (see Appendix Tables 3.23 and 3.24).

One year ago, was the most frequent timeframe for promotions at 22.1% (3,200 people). Non-Caymanians show the highest rate of recent promotion, with 33.5% receiving their last promotion within the past year. Conversely, amongst those persons who received a promotion more than 10 years ago, Caymanians held the majority (91.0%) (see Appendix Table 3.20). Most persons indicated receiving more responsibilities and higher pay with their promotion (84.2%). By sex and status, this trend remains consistent (See Appendix Tables 3.21 and 3.22).

4.3.1 UNDEREMPLOYED

Underemployment occurs when workers who could (and would like to) work for a full week can only find part-time work. It can also occur when workers take on employment that does not utilise all their skills and education. As a result, two different measures of underemployment have been utilised: the time measure and the skills and education measure.

As of Fall 2025, the total underemployment rate among the employed population was 8.9 percent (see Table 16). This figure comprises two primary segments: time-based underemployment at 2.1 percent (individuals working sub-30-hour weeks who desire more hours) and skills-based underemployment at 6.9 percent (overqualified professionals actively seeking roles that align with their education and experience).

By status, the underemployment rate was highest for non-Caymanians (10.1%), followed by Permanent Residents WRW (8.4%) and Caymanians (7.5%). By sex, females had a higher rate of underemployment (10.9%) than males (7.0%) (see Table 16).

Further breakdown by age group and level of education revealed that underemployment was most prevalent among persons aged 15–24 (13.2%) and those at the middle (11.9%) and other (39.5%) levels of educational attainment (see Table 16).

Table 16: Underemployment Rate by Selected Characteristics, Fall 2025

Selected Characteristics	Employed #	Underemployment*			Underemployment Rate %
		Total #	Time Related #	Skills Related #	
Total	63,289	5,642	1,298	4,344	8.9
Sex					
Male	32,398	2,261	618	1,643	7.0
Female	30,891	3,382	681	2,701	10.9
Status					
Caymanian	24,358	1,817	582	1,235	7.5
PR WRW	5,514	464	133	331	8.4
Non Caymanian	33,416	3,362	583	2,779	10.1
Age					
15 - 24	3,090	407	126	281	13.2
25 - 34	14,919	1,438	274	1,164	9.6
35 - 44	18,021	1,854	388	1,466	10.3
45 - 54	15,120	1,208	138	1,070	8.0
55 - 64	8,947	485	188	297	5.4
65+	3,192	251	184	67	7.9
Educational Attainment					
None	8	-	-	-	-
Primary and below	1,042	50	50	-	4.8
Middle	2,572	306	107	199	11.9
High	18,768	1,479	590	890	7.9
Post Secondary	16,426	1,498	281	1,217	9.1
College / University	24,243	2,268	264	2,004	9.4
Other	86	34	-	34	39.5
Not Stated	146	7	7	-	5.1

*Underemployment combines two measures: Time (working less than 30 hrs weekly would work more hours if available & Education, experience (over quality for the current job and looking for a better matching job with skillset)

NB: The total will not sum as 107 persons are underemployed in both time and skills at the same time. However, the total is only the unique person (counted only once).

The vast majority of workers (77.6%) report that their skills are an exact match for their job requirements. Men report a slightly higher match rate at 79.1%. Overqualification

affects 18.7% of the total workforce (11,818 people). Females are more likely to be overqualified (21.0%) compared to men (16.4%). Only a small fraction of the workforce (2.1%) feels underqualified for their current roles (see Appendix Tables 4.39).

Non-Caymanians report the highest rate of overqualification at 20.2%, followed by Caymanians (17.0%) and those with Permanent Residence WRW (16.5%). A total of 4,450 (80.4%) of Permanent Residence WRW report an exact match, whilst 44.9 percent of Caymanians felt underqualified in comparison to non-Caymanians (51.5%) and Permanent Residence WRW (3.6%) (see Appendix Tables 4.40).

In terms of education, training, and experience, the majority of persons felt that their education, training, and experience are exactly related to their current job (63.4%). Further disaggregation by status also reveals that “exactly related” was the top response across all nationality statuses, most notably Caymanians (63.6%) and non-Caymanians (63.5%) (see Appendix Table 4.44). By sex, 64.8 percent of males felt their education, training and experience were exactly related in comparison to females (61.9%) (see Appendix Table 4.43).

Among those who did not feel their education, training, and experience were exactly aligned with their current job, 9,174 individuals expressed a preference for roles more closely aligned. Despite this reported mismatch, active job-seeking remained low, with only 24.5 percent of this group currently searching for new employment. A breakdown by status shows that Permanent Residents with Work Rights (PR-WRW) were the most proactive at 51.3 percent, significantly higher than Caymanians (28.0%) and non-Caymanians (18.5%). From a gender perspective, males (25.6%) were slightly more likely to be seeking new opportunities than their female (23.7%) counterparts.

Table 17: Active Job Search Related to Education, Training, and Experience by Selected Characteristics, Fall 2025

	Total		Yes		No	
	#	%	#	%	#	%
Total	9,174	100.0	2,247	24.5	6,927	75.5
Sex						
Male	4,017	100.0	1,026	25.6	2,990	74.4
Female	5,158	100.0	1,221	23.7	3,937	76.3
Status						
Caymanian	3,058	100.0	858	28.0	2,200	72.0
PR WRW	785	100.0	402	51.3	382	48.7
Non Caymanian	5,332	100.0	987	18.5	4,345	81.5
Age						
15 - 24	602	100.0	245	40.7	357	59.3
25 - 34	2,235	100.0	577	25.8	1,659	74.2
35 - 44	2,884	100.0	782	27.1	2,102	72.9
45 - 54	2,258	100.0	511	22.6	1,747	77.4
55 - 64	897	100.0	110	12.3	786	87.7
65+	298	100.0	22	7.5	276	92.5

4.4 UNEMPLOYED

The unemployed labour force numbered 1700, yielding an unemployment rate of 2.6 percent (see Table 17a). By age group, youth unemployment (ages 15–24) is the highest, at 13.7 percent. Regarding sex, females have a higher unemployment rate (2.8%) than males (2.5%). Consequently, women make up more than half (51.6%) of the total unemployed population. Additionally, Caymanians have the highest unemployment rate at 4.1 percent, accounting for 61.5 percent of all unemployed persons. In contrast, non-Caymanians have an unemployment rate of 1.6 percent. Regarding educational attainment, those with a High School education make up the largest portion of the unemployed (up to 62.5% of the total). Conversely, those with a post-secondary degree have a low unemployment rate of 1.2 percent (see Table 17a).

Table 17a: Unemployed Persons by Selected Characteristics, Fall 2025

Selected Characteristics	Unemployed Persons		Unemployment Rate**
	#	% Distribution	%
Total	1,700	100.0	2.6
Sex			
Male	822	48.4	2.5
Female	878	51.6	2.8
Status			
Caymanian	1,045	61.5	4.1
PR WRW	128	7.6	2.3
Non-Caymanian	526	31.0	1.6
Age Group			
15 - 24	490	28.8	13.7
25 - 34	435	25.6	2.8
35 - 44	289	17.0	1.6
45 - 54	249	14.7	1.6
55 - 64	229	13.5	2.5
65+	8	0.4	0.2
Educational Attainment			
Primary and below	83	4.9	7.4
Middle School	34	2.0	1.3
High School	1,062	62.5	5.4
Post Secondary	198	11.6	1.2
College / University	323	19.0	1.3

Note: Due to rounding, there may be minor variations in totals or sums.

$$** \text{ Unemployment Rate} = \frac{\text{Number of Unemployed}}{\text{Labour Force}} \times 100$$

Table 17b: Unemployment Rates (%) by Selected Characteristics and Status, Fall 2025

Selected Characteristics	Total	Caymanian	PR WRW	Non Caymanian
Total	2.6	4.1	2.3	1.6
Sex				
Male	2.5	4.5	2.0	1.2
Female	2.8	3.7	2.6	2.0
Age*				
15 - 24	13.7	22.1	-	-
25 - 34	2.8	3.8	-	2.6
35 - 44	1.6	2.2	-	1.7
45 - 54	1.6	2.1	3.9	0.7
55 - 64	2.5	2.9	8.4	0.5
65+	0.2	0.3	-	-
Educational Attainment				
None	-	-	-	-
Primary and below	7.4	6.6	-	10.4
Middle School	1.3	-	19.4	-
High School	5.4	8.6	8.4	2.1
Post Secondary	1.2	2.3	-	0.6
College / University	1.3	1.3	-	1.6

Note: Due to rounding, there may be minor variations in totals or sums.

$$** \text{ Unemployment Rate} = \frac{\text{Number of Unemployed}}{\text{Labour Force}} \times 100$$

Age and status

An analysis of age-specific unemployment rates shows that persons aged 15 to 24 (13.7%) were most likely to be unemployed, while those aged 35 to 44 (1.6%) and 45 to 54 (1.6%) were least likely to be unemployed. Further disaggregation by status shows that Caymanians and PR WRW had the top unemployment rates of 4.1 and 2.3 percent, respectively. Meanwhile, non-Caymanians had the lowest rate, 1.6 percent (see Table 17b).

Educational attainment

Table 17b shows that Caymanians with a high school education were most likely to be unemployed (8.6%), followed by those with primary and below (6.6%) and post-secondary education (2.3%). Caymanians with college/ university education were least likely to be unemployed (1.3%)

Among Permanent Residents WRW, the highest unemployment rates were among those with middle school education (19.4%) and high school education (8.4%).

Non-Caymanians with primary and below education were the most likely to be unemployed (10.4%), whilst those with post-secondary education were significantly less likely (0.6%).

Reasons for not having work

The primary obstacle for the unemployed population was a lack of job openings, with 57.3 percent citing “no work available” as their main reason for unemployment. This was more pronounced among males (63.6%) than females (51.4%). Furthermore, this trend persisted across all residency statuses, affecting 57.1 percent of unemployed Caymanians and 66.1 percent of unemployed non-Caymanians (see Appendix Tables 5.8 and 5.9).

Job search

When asked about the various methods employed to search for jobs (a multiple-response question), the most common responses among unemployed persons were “send resume” (55.5%) and “check websites” (51.2%). Among Caymanians (52.7%), Permanent Residence WRW (76.4%), and non-Caymanians (56.1%), “send resume” remained the top-ranking job search method. By sex, “Check website” was the most popular job search method among females (61.4%) compared with males (60.4%), who preferred sending resumes (see Appendix Tables 5.14 and 5.15).

Prior work and period without work

The majority (64.8%) of the unemployed reported having previous jobs; of these, 50.7 percent have been without work for more than 1 year (see Appendix Tables 5.16 and 5.18). By status, this trend remained consistent, with 61.6 percent of Caymanians being out of work for more than a year. In contrast, the majority (37.0%) of unemployed non-Caymanians have been out of work 6 to 12 months (see Appendix Table 5.19).

Training

A total of 787 (46.9%) unemployed persons reported being trained for a specific occupation. Further examination by status shows that occupational training was most common among Permanent Residents WRW (73.6%). Meanwhile, fewer non-Caymanians (58.1%) and Caymanians (37.0%) were trained (see Appendix Table 5.36). In terms of educational training, Caymanians (19.7%) and females (19.8%) had the highest percentage of persons who received training (see Appendix Table 5.35).

When asked whether they had completed any personal development training, 78.1 percent of unemployed persons reported not having completed any. Examination by sex shows that a higher percentage of females (59.6%) had not completed any personal development training than males (40.4%) (see Appendix Table 5.43). Amongst unemployed persons who completed personal development training, Certified First Aid training was the most popular training program (9.8%) (see Appendix Tables 5.43 and 5.44).

4.5 PERSONS NOT IN THE LABOUR FORCE

Those who were of working age (15 years and older) and not working, not available to work, or did not seek work during the reference week were classified as not being in the labour force. A total of 12,901 persons were not in the labour force, most of whom were Caymanians (76.8%). Females accounted for a large share (61.8%) of the persons not in the labour force. Most persons outside the labour force were in the 15 to 24 age group (33.8%), closely followed by those aged 65 plus (34.1%). The proportion of persons not in the labour force varied by educational attainment, ranging from 1.0 percent among individuals with “no education” to 43.3 percent among those with high school-level education (see Table 18).

Table 18: Persons not in the Labour Force by Selected Characteristics, Fall 2025

Selected Characteristics	Total	
	#	%
Total	12,901	100.0
Sex		
Male	4,932	38.2
Female	7,969	61.8
Status		
Caymanian	9,908	76.8
PR WRW	573	4.4
Non-Caymanian	2,420	18.8
Age		
15 - 24	4,359	33.8
25 - 34	998	7.7
35 - 44	911	7.1
45 - 54	781	6.1
55 - 64	1,451	11.2
65+	4,401	34.1
Educational Attainment		
None	135	1.0
Primary and below	883	6.8
Middle School	1,043	8.1
High School	5,584	43.3
Post Secondary	2,086	16.2
College / University	2,971	23.0
Other	-	-
Not Stated	199	1.5

Table 19: Percent of Persons Not in the Labour Force by Selected Characteristics and Main Reasons for Not Working, Fall 2025

Selected Characteristics	Total	Home / family duties	Student / In training	Retired / Elderly	Temporary Illness / Injury	Infirmity / Disabled	Other	DK/NS
Total	100.0	12.9	34.6	37.8	2.9	3.6	4.7	3.6
Sex								
Male	100.0	3.9	39.0	38.8	4.0	5.1	7.0	2.4
Female	100.0	18.6	31.8	37.1	2.2	2.7	3.2	4.4
Status								
Caymanian	100.0	6.2	36.2	44.0	3.0	4.5	2.9	3.2
Permanent Res.	100.0	36.1	17.5	29.5	1.5	-	14.1	1.5
Non-Caymanian	100.0	34.7	36.8	8.7	3.4	1.1	8.1	7.3
Age								
15 - 24	100.0	0.8	91.9	-	-	0.5	2.1	4.7
25 - 34	100.0	34.5	40.9	1.7	3.1	4.2	12.9	2.7
35 - 44	100.0	51.7	2.4	8.7	2.5	11.4	19.8	3.6
45 - 54	100.0	46.4	-	14.6	17.9	6.4	8.7	6.1
55 - 64	100.0	14.6	1.4	61.2	10.9	3.4	3.6	5.1
65+	100.0	5.6	-	85.7	0.5	4.5	1.9	1.8

Reasons for not having work

When asked the reasons for not working, the majority of persons not in the labour force stated that they were “retired/elderly” (37.8%) or “student/in training” (34.6%). These were also the leading reasons for Caymanians. Amongst Permanent Residence, home and family duties (36.1%), and retired/elderly (29.5%) were the most common reasons for being out of the labour force. Non-Caymanians cite student/in training (36.8%) as the top reason for not working (see Table 19).

4.5.1 POTENTIAL LABOUR FORCE

Based on the ILO definition, the potential labour force consists of all working-age persons (15 years and older) who, during the reference week, were neither employed nor unemployed and were classified as either unavailable job seekers or available potential job seekers. *Unavailable job seekers* are persons who carried out activities to 'seek employment' and were not 'currently available' but would become available within a subsequent short period. *Available potential job seekers* are persons who did not carry out activities to 'seek employment' but wanted employment and were 'currently available.'

Of the 12,901 persons not in the labour force, 726 constituted the potential labour force. The majority of these persons were Caymanian (58.6%), female (56.7%), aged 25 to 34 (21.1%), and had a high school education (35.6%) (see Appendix Table 6.40).

5. OTHER FINDINGS

5.1 HOUSING CHARACTERISTICS

Most households (52.1%) occupied rented dwelling units, while 44.5 percent owned their own homes (see Table 20). The majority of households reported having cell phones (98.3%), air conditioning (96.6%), and internet connectivity (95.1%). A small percentage of households had domestic helpers (10.6%) or possessed landline telephones (13.2%). The total number of households was estimated at 34,182 based on post-survey results.¹

Table 20: Percent of Households by Selected Characteristics, Fall 2025

Total Households	34,182
Owned Households	44.5
Rented Households	52.1
With Domestic Helpers	10.6
With Landlines	13.2
With Cell Phones	98.3
With Internet Connectivity	95.1
With Computer/Laptops	70.1
With Tablets/E-Readers	49.6
With Cable/Satellite	34.5
With Internet TV	65.5
With Air Condition	96.6
With Housing Structure Insurance	49.6

Ownership of Dwelling Units

This round of the LFS captured data on Households by Ownership of the Dwelling by a Household Member. Most of the dwellings (91.4%) were owned by a household member (see Appendix Table 7.5).

A look at household ownership by status (see Appendix Table 7.6) indicated that 69.7 percent of the 34,182 dwelling units were owned by Caymanians. Non-Caymanians owned 10.9 percent of these dwelling units. Combined ownership of a dwelling unit, that is, by Caymanians and non-Caymanians, accounted for 1.9 percent.

¹ The total number of households was estimated based on the estimated population by district divided by the average household size by district. This method was adopted in view of the lack of a fully-updated Household Register.

Estimated Rent and Mortgage

The total estimated mean actual rent paid by a tenant was \$1,627.01, while the median was \$1,300 (see Appendix Table 7.7). The West Bay district recorded the highest mean actual rent at \$1,771.33. The Sister Islands had the lowest estimated average rent, at \$727.67.

The total estimated mean mortgage payment was \$2748.17, while the median was \$2,200 (see Appendix Table 7.8). The district of George Town recorded the highest mean figure of \$3,210.89. The Sister Islands had the lowest average mortgage payment, at \$1,528.43.

APPENDIX TABLES

SECTION 1: POPULATION

Table 1.1: Population Estimates by District and Sex, Fall 2025

District	Total		Male		Female		Sex Distribution	
	#	%	#	%	#	%	Male	Female
Total	90,577	100.0	44,612	100.0	45,965	100.0	49.3	50.7
George Town	47,009	51.9	24,054	53.9	22,956	49.9	51.2	48.8
West Bay	19,066	21.1	9,424	21.1	9,643	21.0	49.4	50.6
Bodden Town	16,576	18.3	7,215	16.2	9,360	20.4	43.5	56.5
North Side	2,491	2.8	1,176	2.6	1,315	2.9	47.2	52.8
East End	2,264	2.5	1,083	2.4	1,181	2.6	47.8	52.2
Sister Islands	3,170	3.5	1,660	3.7	1,510	3.3	52.4	47.6

Table 1.2: Population Estimates by District and Status, Fall 2025

District	Total		Caymanian		Permanent Res.		Non Caymanian		Status Distribution		
	#	%	#	%	#	%	#	%	Caymanian	Permanent Resident	Non Caymanian
Total	90,577	100.0	41,063	100.0	9,061	100.0	40,453	100.0	45.3	10.0	44.7
George Town	47,009	51.9	21,312	51.9	4,770	52.6	20,928	51.7	45.3	10.1	44.5
West Bay	19,066	21.1	8,644	21.0	1,934	21.4	8,488	21.0	45.3	10.1	44.5
Bodden Town	16,576	18.3	7,515	18.3	1,682	18.6	7,379	18.2	45.3	10.1	44.5
North Side	2,491	2.8	1,129	2.7	211	2.3	1,151	2.8	45.3	8.5	46.2
East End	2,264	2.5	1,027	2.5	186	2.1	1,052	2.6	45.3	8.2	46.4
Sister Islands	3,170	3.5	1,437	3.5	277	3.1	1,456	3.6	45.3	8.7	45.9

Table 1.3: Population Estimates by Status and Sex, Fall 2025

Status	Total		Male		Female		Sex Distribution	
	#	%	#	%	#	%	Male	Female
Total	90,577	100.0	44,612	100.0	45,965	100.0	49.3	50.7
Caymanian	41,063	45.3	18,842	42.2	22,221	48.3	45.9	54.1
Permanent Res.	9,061	10.0	4,641	10.4	4,420	9.6	51.2	48.8
Non Caymanian	40,453	44.7	21,129	47.4	19,324	42.0	52.2	47.8

Table 1.4: Population Estimates by Age Groups and Sex, Fall 2025

Age Group	Total		Male		Female		Sex Distribution	
	#	%	#	%	#	%	Male	Female
Total	90,577	100.0	44,612	100.0	45,965	100.0	49.3	50.7
0 - 14	12,687	14.0	6,459	14.5	6,228	13.6	50.9	49.1
15 - 24	7,938	8.8	3,796	8.5	4,142	9.0	47.8	52.2
25 - 34	16,352	18.1	8,028	18.0	8,325	18.1	49.1	50.9
35 - 44	19,222	21.2	9,770	21.9	9,452	20.6	50.8	49.2
45 - 54	16,150	17.8	8,064	18.1	8,086	17.6	49.9	50.1
55 - 64	10,627	11.7	5,088	11.4	5,539	12.1	47.9	52.1
65+	7,600	8.4	3,408	7.6	4,192	9.1	44.8	55.2

Table 1.5: Population Estimates by Age Groups and Status, Fall 2025

Age Group	Total		Caymanian		Permanent Res.		Non Caymanian		Status Distribution		
	#	%	#	%	#	%	#	%	Caymanian	Permanent Resident	Non Caymanian
Total	90,577	100.0	41,063	100.0	9,061	100.0	40,453	100.0	45.3	10.0	44.7
0 - 14	12,687	14.0	5,752	14.0	1,158	12.8	5,778	14.3	45.3	9.1	45.5
15 - 24	7,938	8.8	5,812	14.2	273	3.0	1,853	4.6	73.2	3.4	23.3
25 - 34	16,352	18.1	4,685	11.4	1,089	12.0	10,579	26.2	28.6	6.7	64.7
35 - 44	19,222	21.2	5,347	13.0	3,111	34.3	10,764	26.6	27.8	16.2	56.0
45 - 54	16,150	17.8	6,656	16.2	1,907	21.0	7,587	18.8	41.2	11.8	47.0
55 - 64	10,627	11.7	6,156	15.0	1,259	13.9	3,212	7.9	57.9	11.8	30.2
65+	7,600	8.4	6,657	16.2	263	2.9	680	1.7	87.6	3.5	8.9

Table 1.6: Population Estimates by Country of Birth and Sex, Fall 2025

Countries	Total		Male		Female		Sex Distribution	
	#	%	#	%	#	%	Male	Female
Total	90,577	100.0	44,612	100.0	45,965	100.0	49.3	50.7
Cayman Islands	26,192	28.9	13,058	29.3	13,134	28.6	49.9	50.1
Jamaica	22,372	24.7	11,090	24.9	11,282	24.5	49.6	50.4
USA	3,693	4.1	1,460	3.3	2,233	4.9	39.5	60.5
UK	5,131	5.7	2,684	6.0	2,446	5.3	52.3	47.7
Philippines	6,591	7.3	3,185	7.1	3,405	7.4	48.3	51.7
Honduras	3,167	3.5	1,023	2.3	2,144	4.7	32.3	67.7
Canada	2,870	3.2	1,432	3.2	1,437	3.1	49.9	50.1
Cuba	1,145	1.3	415	0.9	730	1.6	36.3	63.7
Other Caribbean	3,060	3.4	1,456	3.3	1,604	3.5	47.6	52.4
Rest of the world	16,136	17.8	8,701	19.5	7,434	16.2	53.9	46.1
DK/NS	220	0.2	106	0.2	114	0.2	48.0	52.0

Table 1.7: Population Estimates by Country of Birth and Status, Fall 2025

Countries	Total		Caymanian		Permanent Res.		Non Caymanian		Status Distribution		
	#	%	#	%	#	%	#	%	Caymanian	Permanent Resident	Non Caymanian
Total	90,577	100.0	41,063	100.0	9,061	100.0	40,453	100.0	45.3	10.0	44.7
Cayman Islands	26,192	28.9	23,287	56.7	815	9.0	2,091	5.2	88.9	3.1	8.0
Jamaica	22,372	24.7	6,638	16.2	2,796	30.9	12,938	32.0	29.7	12.5	57.8
USA	3,693	4.1	1,911	4.7	552	6.1	1,230	3.0	51.8	14.9	33.3
UK	5,131	5.7	1,693	4.1	798	8.8	2,640	6.5	33.0	15.5	51.5
Philippines	6,591	7.3	493	1.2	326	3.6	5,772	14.3	7.5	4.9	87.6
Honduras	3,167	3.5	1,829	4.5	589	6.5	749	1.9	57.7	18.6	23.7
Canada	2,870	3.2	1,079	2.6	636	7.0	1,154	2.9	37.6	22.2	40.2
Cuba	1,145	1.3	702	1.7	289	3.2	154	0.4	61.3	25.3	13.4
Other Caribbean	3,060	3.4	1,018	2.5	381	4.2	1,661	4.1	33.3	12.4	54.3
Rest of the world	16,136	17.8	2,386	5.8	1,879	20.7	11,871	29.3	14.8	11.6	73.6
DK/NS	220	0.2	27	0.1	-	-	193	0.5	12.2	-	87.8

Table 1.8: Population Estimates by Year of Arrival and Sex, Fall 2025

Year of Arrival	Total		Male		Female		Sex Distribution	
	#	%	#	%	#	%	Male	Female
Total	64,385	100.0	31,554	100.0	32,831	100.0	49.0	51.0
Before 1980	2,846	4.4	1,340	4.2	1,507	4.6	47.1	52.9
Between 1980 and 1989	2,554	4.0	1,126	3.6	1,428	4.3	44.1	55.9
Between 1990 and 1999	4,756	7.4	2,228	7.1	2,527	7.7	46.9	53.1
Between 2000 and 2009	8,092	12.6	3,833	12.1	4,259	13.0	47.4	52.6
Between 2010 and 2019	16,605	25.8	7,995	25.3	8,611	26.2	48.1	51.9
After 2020	28,843	44.8	14,791	46.9	14,052	42.8	51.3	48.7
DK/NS	688	1.1	241	0.8	447	1.4	35.1	64.9

Table 1.9: Population Estimates by Year of Arrival and Status, Fall 2025

Year of Arrival	Total		Caymanian		Permanent Res.		Non Caymanian		Status Distribution		
	#	%	#	%	#	%	#	%	Caymanian	Permanent Resident	Non Caymanian
Total	64,385	100.0	17,777	100.0	8,246	100.0	38,362	100.0	27.6	12.8	59.6
Before 1980	2,846	4.4	2,812	15.8	34	0.4	-	-	98.8	1.2	-
Between 1980 and 1989	2,554	4.0	2,394	13.5	127	1.5	33	0.1	93.7	5.0	1.3
Between 1990 and 1999	4,756	7.4	4,059	22.8	389	4.7	308	0.8	85.3	8.2	6.5
Between 2000 and 2009	8,092	12.6	5,429	30.5	1,551	18.8	1,111	2.9	67.1	19.2	13.7
Between 2010 and 2019	16,605	25.8	2,157	12.1	4,311	52.3	10,138	26.4	13.0	26.0	61.0
After 2020	28,843	44.8	621	3.5	1,693	20.5	26,530	69.2	2.2	5.9	92.0
DK/NS	688	1.1	305	1.7	140	1.7	243	0.6	44.3	20.4	35.4

Table 1.10: Working Age Population by Selected Characteristics and Sex, Fall 2025

Selected Characteristics	Total		Male		Female	
	#	%	#	%	#	%
Total	77,890	100.0	38,153	100.0	39,737	100.0
Status						
Caymanian	35,311	45.3	16,085	42.2	19,227	48.4
PR-WRW	6,216	8.0	3,140	8.2	3,076	7.7
Non-Caymanian	36,362	46.7	18,928	49.6	17,434	43.9
Age						
15 - 24	7,938	10.2	3,796	9.9	4,142	10.4
25 - 34	16,352	21.0	8,028	21.0	8,325	20.9
35 - 44	19,222	24.7	9,770	25.6	9,452	23.8
45 - 54	16,150	20.7	8,064	21.1	8,086	20.3
55 - 64	10,627	13.6	5,088	13.3	5,539	13.9
65+	7,600	9.8	3,408	8.9	4,192	10.5
Educational Attainment						
None	143	0.2	-	-	143	0.4
Primary and below	2,007	2.6	1,025	2.7	982	2.5
Middle	3,649	4.7	1,877	4.9	1,772	4.5
High	25,414	32.6	12,918	33.9	12,496	31.4
Post Secondary	18,709	24.0	10,138	26.6	8,571	21.6
College / University	27,537	35.4	11,945	31.3	15,592	39.2
Other	86	0.1	-	-
Not Stated	344	0.4	249	0.7	95	0.2

Table 1.11: Working Age Population by Selected Characteristics and Status, Fall 2025

Selected Characteristics	Total		Caymanian		PR-WRW		Non Caymanian	
	#	%	#	%	#	%	#	%
Total	77,890	100.0	35,311	100.0	6,216	100.0	36,362	100.0
Sex								
Male	38,153	49.0	16,085	45.6	3,140	50.5	18,928	52.1
Female	39,737	51.0	19,227	54.4	3,076	49.5	17,434	47.9
Age								
15 - 24	7,938	10.2	5,812	16.5	82	1.3	2,045	5.6
25 - 34	16,352	21.0	4,685	13.3	762	12.3	10,906	30.0
35 - 44	19,222	24.7	5,347	15.1	2,587	41.6	11,288	31.0
45 - 54	16,150	20.7	6,656	18.8	1,645	26.5	7,850	21.6
55 - 64	10,627	13.6	6,156	17.4	968	15.6	3,503	9.6
65+	7,600	9.8	6,657	18.9	172	2.8	771	2.1
Educational Attainment								
None	143	0.2	143	0.4	-	-	-	-
Primary and below	2,007	2.6	1,202	3.4	222	3.6	584	1.6
Middle	3,649	4.7	1,832	5.2	175	2.8	1,642	4.5
High	25,414	32.6	13,461	38.1	1,319	21.2	10,634	29.2
Post Secondary	18,709	24.0	7,933	22.5	1,410	22.7	9,367	25.8
College / University	27,537	35.4	10,514	29.8	3,056	49.2	13,967	38.4
Other	86	0.1	-	-	34	0.5	52	0.1
Not Stated	344	0.4	227	0.6	-	-	118	0.3

SECTION 2: LABOUR FORCE
Table 2.1: Persons in Labour Force by Selected Characteristics and Sex, Fall 2025

Selected Characteristics	Total		Male		Female	
	#	%	#	%	#	%
Total	64,989	100.0	33,220	100.0	31,768	100.0
Status						
Caymanian	25,403	39.1	12,176	36.7	13,227	41.6
PR-WRW	5,643	8.7	3,079	9.3	2,564	8.1
Non-Caymanian	33,943	52.2	17,965	54.1	15,977	50.3
Age						
15 - 24	3,579	5.5	1,951	5.9	1,628	5.1
25 - 34	15,354	23.6	7,670	23.1	7,684	24.2
35 - 44	18,311	28.2	9,388	28.3	8,923	28.1
45 - 54	15,370	23.6	7,831	23.6	7,539	23.7
55 - 64	9,176	14.1	4,688	14.1	4,488	14.1
65+	3,199	4.9	1,693	5.1	1,506	4.7
Educational Attainment						
None	-	-
Primary and below	1,125	1.7	735	2.2	389	1.2
Middle	2,606	4.0	1,428	4.3	1,177	3.7
High	19,830	30.5	10,599	31.9	9,231	29.1
Post Secondary	16,624	25.6	9,405	28.3	7,219	22.7
College / University	24,566	37.8	10,915	32.9	13,651	43.0
Other	86	0.1	-	-	86	0.3
Not Stated	146	0.2	138	0.4

Table 2.2: Persons in Labour Force by Selected Characteristics and Status, Fall 2025

Selected Characteristics	Total		Caymanian		PR-WRW		Non Caymanian	
	#	%	#	%	#	%	#	%
Total	64,989	100.0	25,403	100.0	5,643	100.0	33,943	100.0
Sex								
Male	33,220	51.1	12,176	47.9	3,079	54.6	17,965	52.9
Female	31,768	48.9	13,227	52.1	2,564	45.4	15,977	47.1
Age								
15 - 24	3,579	5.5	2,218	8.7	30	0.5	1,331	3.9
25 - 34	15,354	23.6	4,226	16.6	697	12.4	10,430	30.7
35 - 44	18,311	28.2	5,060	19.9	2,432	43.1	10,819	31.9
45 - 54	15,370	23.6	6,296	24.8	1,569	27.8	7,504	22.1
55 - 64	9,176	14.1	5,047	19.9	805	14.3	3,324	9.8
65+	3,199	4.9	2,557	10.1	108	1.9	534	1.6
Educational Attainment								
None	-	-	-	-
Primary and below	1,125	1.7	426	1.7	171	3.0	528	1.6
Middle	2,606	4.0	947	3.7	175	3.1	1,483	4.4
High	19,830	30.5	8,752	34.5	1,122	19.9	9,956	29.3
Post Secondary	16,624	25.6	6,269	24.7	1,315	23.3	9,039	26.6
College / University	24,566	37.8	8,974	35.3	2,826	50.1	12,766	37.6
Other	86	0.1	-	-	34	0.6	52	0.2
Not Stated	146	0.2	28	0.1	-	-	118	0.3

Table 2.3: Labour Force by Economic Activity and Sex, Fall 2025

Economic Activity	Total		Male		Female		Sex Distribution	
	#	%	#	%	#	%	Male	Female
Total	64,989	100.0	33,220	100.0	31,768	100.0	51.1	48.9
Employed	63,289	97.4	32,398	97.5	30,891	97.2	51.2	48.8
Unemployed	1,700	2.6	822	2.5	878	2.8	48.4	51.6

Table 2.4: Labour Force by Economic Activity and Status, Fall 2025

Economic Activity	Total		Caymanian		PR-WRW		Non Caymanian		Status Distribution		
	#	%	#	%	#	%	#	%	Caymanian	PR-WRW	Non Caymanian
Total	64,989	100.0	25,403	100.0	5,643	100.0	33,943	100.0	39.1	8.7	52.2
Employed	63,289	97.4	24,358	95.9	5,514	97.7	33,416	98.4	38.5	8.7	52.8
Unemployed	1,700	2.6	1,045	4.1	128	2.3	526	1.6	61.5	7.6	31.0

Table 2.5: Labour Force by Status and Sex, Fall 2025

Status	Total		Male		Female		Sex Distribution	
	#	%	#	%	#	%	Male	Female
Total	64,989	100.0	33,220	100.0	31,768	100.0	51.1	48.9
Caymanian	25,403	39.1	12,176	36.7	13,227	41.6	47.9	52.1
PR-WRW	5,643	8.7	3,079	9.3	2,564	8.1	54.6	45.4
Non Caymanian	33,943	52.2	17,965	54.1	15,977	50.3	52.9	47.1

Table 2.6: Labour Force by Age Group and Sex, Fall 2025

Age Group	Total		Male		Female		Sex Distribution	
	#	%	#	%	#	%	Male	Female
Total	64,989	100.0	33,220	100.0	31,768	100.0	51.1	48.9
15 - 24	3,579	5.5	1,951	5.9	1,628	5.1	54.5	45.5
25 - 34	15,354	23.6	7,670	23.1	7,684	24.2	50.0	50.0
35 - 44	18,311	28.2	9,388	28.3	8,923	28.1	51.3	48.7
45 - 54	15,370	23.6	7,831	23.6	7,539	23.7	50.9	49.1
55 - 64	9,176	14.1	4,688	14.1	4,488	14.1	51.1	48.9
65+	3,199	4.9	1,693	5.1	1,506	4.7	52.9	47.1

Table 2.7: Labour Force by Age Group and Status, Fall 2025

Age Group	Total		Caymanian		PR-WRW		Non Caymanian		Status Distribution		
	#	%	#	%	#	%	#	%	Caymanian	PR-WRW	Non Caymanian
Total	64,989	100.0	25,403	100.0	5,643	100.0	33,943	100.0	39.1	8.7	52.2
15 - 24	3,579	5.5	2,218	8.7	30	0.5	1,331	3.9	62.0	0.8	37.2
25 - 34	15,354	23.6	4,226	16.6	697	12.4	10,430	30.7	27.5	4.5	67.9
35 - 44	18,311	28.2	5,060	19.9	2,432	43.1	10,819	31.9	27.6	13.3	59.1
45 - 54	15,370	23.6	6,296	24.8	1,569	27.8	7,504	22.1	41.0	10.2	48.8
55 - 64	9,176	14.1	5,047	19.9	805	14.3	3,324	9.8	55.0	8.8	36.2
65+	3,199	4.9	2,557	10.1	108	1.9	534	1.6	79.9	3.4	16.7

Table 2.8: Persons in Labour Force by Educational Attainment and Sex, Fall 2025

Educational Attainment	Total		Male		Female		Sex Distribution	
	#	%	#	%	#	%	Male	Female
Total	64,989	100.0	33,220	100.0	31,768	100.0	51.1	48.9
None	-	-	-	...
Primary and below	1,125	1.7	735	2.2	389	1.2	65.4	34.6
Middle	2,606	4.0	1,428	4.3	1,177	3.7	54.8	45.2
High	19,830	30.5	10,599	31.9	9,231	29.1	53.5	46.5
Post Secondary	16,624	25.6	9,405	28.3	7,219	22.7	56.6	43.4
College / University	24,566	37.8	10,915	32.9	13,651	43.0	44.4	55.6
Other	86	0.1	-	-	86	0.3	-	100.0
Not Stated	146	0.2	138	0.4	94.9	...

Table 2.9: Persons in Labour Force by Educational Attainment and Status, Fall 2025

Educational Attainment	Total		Caymanian		PR-WRW		Non Caymanian		Status Distribution		
	#	%	#	%	#	%	#	%	Caymanian	PR-WRW	Non Caymanian
Total	64,989	100.0	25,403	100.0	5,643	100.0	33,943	100.0	39.1	8.7	52.2
None	-	-	-	-	...	-	-
Primary and below	1,125	1.7	426	1.7	171	3.0	528	1.6	37.8	15.2	47.0
Middle	2,606	4.0	947	3.7	175	3.1	1,483	4.4	36.4	6.7	56.9
High	19,830	30.5	8,752	34.5	1,122	19.9	9,956	29.3	44.1	5.7	50.2
Post Secondary	16,624	25.6	6,269	24.7	1,315	23.3	9,039	26.6	37.7	7.9	54.4
College / University	24,566	37.8	8,974	35.3	2,826	50.1	12,766	37.6	36.5	11.5	52.0
Other	86	0.1	-	-	34	0.6	52	0.2	-	39.5	60.5
Not Stated	146	0.2	28	0.1	-	-	118	0.3	19.2	-	80.8

Table 2.10: Persons in Labour Force by Selected Characteristics, with and without Educational Training, Fall 2025

Selected Characteristics	Total	With Training	Without Training	Not Stated	Percent Distribution	
					With Training	Without Training
Total	64,989	19,307	45,223	459	29.7	69.6
Male	33,220	8,766	24,205	249	26.4	72.9
Female	31,768	10,540	21,018	210	33.2	66.2
Caymanian	25,403	8,496	16,786	121	33.4	66.1
PR-WRW	5,643	1,692	3,951	-	30.0	70.0
Non-Caymanian	33,943	9,119	24,485	338	26.9	72.1

Table 2.11: Persons in Labour Force by Selected Characteristics, with and without Training, Fall 2025

	Total	With Training	Without Training	Not Stated	Percent Distribution	
					With Training	Without Training
Total	64,989	43,964	20,595	430	67.6	31.7
Male	33,220	21,936	11,083	201	66.0	33.4
Female	31,768	22,028	9,512	229	69.3	29.9
Caymanian	64,989	43,964	20,595	430	67.6	31.7
PR-WRW	25,403	17,090	8,176	138	67.3	32.2
Non-Caymanian	5,643	4,050	1,593	-	71.8	28.2

Table 2.12: Persons in Labour Force who Received Training, by Occupation Last Trained and Sex, Fall 2025

Occupation	Total		Male		Female		Status Distribution	
	#	%	#	%	#	%	Male	Female
Total	43,964	100.0	21,936	100.0	22,028	100.0	49.9	50.1
Managers	3,296	7.5	1,718	7.8	1,577	7.2	52.1	47.9
Professionals	13,736	31.2	5,505	25.1	8,231	37.4	40.1	59.9
Technicians and Associate Professionals	6,590	15.0	3,005	13.7	3,585	16.3	45.6	54.4
Clerical Support Workers	2,337	5.3	717	3.3	1,621	7.4	30.7	69.3
Service and Sales Workers	7,125	16.2	2,645	12.1	4,480	20.3	37.1	62.9
Skilled agricultural, forestry and fishery workers	172	0.4	135	0.6	38	0.2	78.1	21.9
Craft and related trades workers	6,476	14.7	6,154	28.1	322	1.5	95.0	5.0
Plant and machine operators, and assemblers	506	1.2	438	2.0	68	0.3	86.5	13.5
Elementary occupations	2,774	6.3	1,138	5.2	1,636	7.4	41.0	59.0
Armed forces occupations	84	0.2	57	0.3	68.1	...
Not Stated	868	2.0	425	1.9	443	2.0	49.0	51.0

Table 2.13: Persons in Labour Force who Received Training, by Occupation Last Trained and Status, Fall 2025

Occupation	Total		Caymanian		PR-WRW		Non Caymanian		Status Distribution		
	#	%	#	%	#	%	#	%	Caymanian	PR-WRW	Non Caymanian
Total	43,964	100.0	17,090	100.0	4,050	100.0	22,824	100.0	38.9	9.2	51.9
Managers	3,296	7.5	1,891	11.1	310	7.7	1,094	4.8	57.4	9.4	33.2
Professionals	13,736	31.2	5,085	29.8	1,531	37.8	7,121	31.2	37.0	11.1	51.8
Technicians and Associate Professionals	6,590	15.0	3,232	18.9	573	14.2	2,785	12.2	49.0	8.7	42.3
Clerical Support Workers	2,337	5.3	1,780	10.4	35	0.9	523	2.3	76.2	1.5	22.4
Service and Sales Workers	7,125	16.2	2,007	11.7	663	16.4	4,455	19.5	28.2	9.3	62.5
Skilled agricultural, forestry and fishery workers	172	0.4	34	0.2	82	2.0	56	0.2	19.9	47.3	32.8
Craft and related trades workers	6,476	14.7	1,744	10.2	633	15.6	4,099	18.0	26.9	9.8	63.3
Plant and machine operators, and assemblers	506	1.2	408	2.4	30	0.7	67	0.3	80.7	6.0	13.3
Elementary occupations	2,774	6.3	564	3.3	133	3.3	2,077	9.1	20.3	4.8	74.9
Armed forces occupations	84	0.2	54	0.3	30	0.7	-	-	63.9	36.1	-
Not Stated	868	2.0	291	1.7	30	0.7	547	2.4	33.6	3.5	62.9

Table 2.14: Persons in Labour Force who Received Training by Location of Training and Sex, Fall 2025

Institution	Total		Male		Female		Sex Distribution	
	#	%	#	%	#	%	Male	Female
Total	43,964	100.0	21,936	100.0	22,028	100.0	49.9	50.1
Local Institution	7,238	16.5	3,107	14.2	4,132	18.8	42.9	57.1
Foreign Institution/Organization	19,852	45.2	10,287	46.9	9,565	43.4	51.8	48.2
Correspondence (not online)	562	1.3	271	1.2	292	1.3	48	52
Online (local and foreign)	3,527	8.0	1,464	6.7	2,063	9.4	41.5	58.5
On the job	12,319	28.0	6,517	29.7	5,801	26.3	52.9	47.1
Apprentice/Job Internship	90	0.2	67	0.3	75.0	...
Other	86	0.2	59	0.3	...	69.0
DK/NS	289	0.7	197	0.9	92	0.4	68.1	31.9

Table 2.15: Persons in Labour Force who Received Training by Location of Training and Status, Fall 2025

Institution	Total		Caymanian		PR-WRW		Non Caymanian		Status Distribution		
	#	%	#	%	#	%	#	%	Caymanian	PR-WRW	Non Caymanian
Total	43,964	100.0	17,090	100.0	4,050	100.0	22,824	100.0	38.9	9.2	51.9
Local Institution	7,238	16.5	4,925	28.8	613	15.1	1,701	7.5	68.0	8.5	23.5
Foreign Institution/Organization	19,852	45.2	5,124	30.0	1,873	46.3	12,855	56.3	25.8	9.4	64.8
Correspondence (not online)	562	1.3	285	1.7	112	2.8	165	0.7	50.7	19.9	29.4
Online (local and foreign)	3,527	8.0	1,498	8.8	336	8.3	1,693	7.4	42.5	9.5	48.0
On the job	12,319	28.0	5,071	29.7	1,086	26.8	6,162	27.0	41.2	8.8	50.0
Apprentice/Job Internship	90	0.2	-	-	75	0.3	...	-	83.6
Other	86	0.2	54	0.3	-	-	33	0.1	62.1	-	37.9
DK/NS	289	0.7	118	0.7	30	0.7	141	0.6	40.9	10.5	48.7

Table 2.16: Persons in Labour Force who Received Training by Date Completed and Sex, Fall 2025

Year Completed	Total		Male		Female		Sex Distribution	
	#	%	#	%	#	%	Male	Female
Total	43,964	100.0	21,936	100.0	22,028	100.0	49.9	50.1
Ongoing	6,553	14.9	2,942	13.4	3,611	16.4	44.9	55.1
This Year (2025)	5,109	11.6	2,562	11.7	2,547	11.6	50.1	49.9
2024	3,542	8.1	1,698	7.7	1,845	8.4	47.9	52.1
2023	1,890	4.3	725	3.3	1,165	5.3	38.4	61.6
2022	1,901	4.3	856	3.9	1,045	4.7	45.0	55.0
2021	3,358	7.6	1,647	7.5	1,710	7.8	49.1	50.9
Before 2021	20,877	47.5	11,161	50.9	9,716	44.1	53.5	46.5
Did not complete	297	0.7	131	0.6	166	0.8	44.2	55.8
DK/NS	437	1.0	214	1.0	223	1.0	48.9	51.1

Table 2.17: Persons in Labour Force who Received Training by Date Completed and Status, Fall 2025

Year Completed	Total		Caymanian		PR-WRW		Non Caymanian		Status Distribution		
	#	%	#	%	#	%	#	%	Caymanian	PR-WRW	Non Caymanian
Total	43,964	100.0	17,090	100.0	4,050	100.0	22,824	100.0	38.9	9.2	51.9
Ongoing	6,553	14.9	3,446	20.2	594	14.7	2,512	11.0	52.6	9.1	38.3
This Year (2025)	5,109	11.6	2,178	12.7	572	14.1	2,359	10.3	42.6	11.2	46.2
2024	3,542	8.1	1,215	7.1	262	6.5	2,065	9.0	34.3	7.4	58.3
2023	1,890	4.3	691	4.0	135	3.3	1,064	4.7	36.6	7.2	56.3
2022	1,901	4.3	700	4.1	61	1.5	1,140	5.0	36.8	3.2	60.0
2021	3,358	7.6	1,071	6.3	319	7.9	1,968	8.6	31.9	9.5	58.6
Before 2021	20,877	47.5	7,563	44.3	2,018	49.8	11,295	49.5	36.2	9.7	54.1
Did not complete	297	0.7	46	0.3	28	0.7	224	1.0	15.4	9.3	75.3
DK/NS	437	1.0	179	1.0	61	1.5	198	0.9	41.0	13.8	45.2

Table 2.18: Persons in Labour Force who Received Personal Development Training by Sex, Fall 2025

	Total		Male		Female		Sex Distribution	
	#	%	#	%	#	%	Male	Female
Total	43,964	100.0	21,936	100.0	22,028	100.0	49.9	50.1
Certified First Aid	8,839	19.3	3,235	14.2	5,604	24.5	36.6	63.4
PRIDE	834	1.8	433	1.9	401	1.8	51.9	48.1
Small Business Development Training	565	1.2	343	1.5	222	1.0	60.7	39.3
Customer Service Training	4,451	9.7	2,085	9.1	2,366	10.3	46.8	53.2
Legal/Law Training	1,289	2.8	625	2.7	665	2.9	48.4	51.6
Passport to Success	342	0.7	84	0.4	259	1.1	24.5	75.5
Darkness to light	3,279	7.2	859	3.8	2,420	10.6	26.2	73.8
Other	2,874	6.3	1,495	6.6	1,379	6.0	52.0	48.0
None	28,749	62.9	15,713	68.9	13,035	56.9	54.7	45.3
DK/NS	354	0.8	146	0.6	208	0.9	41.3	58.7

Table 2.19: Persons in Labour Force who Received Personal Development Training by Status, Fall 2025

	Total		Caymanian		PR-WRW		Non Caymanian		Status Distribution		
	#	%	#	%	#	%	#	%	Caymanian	PR-WRW	Non Caymanian
Total	43,964	100.0	17,090	100.0	4,050	100.0	22,824	100.0	38.9	9.2	51.9
Certified First Aid	8,839	19.3	3,987	22.3	856	20.6	3,995	16.9	45.1	9.7	45.2
PRIDE	834	1.8	548	3.1	30	0.7	256	1.1	65.7	3.6	30.6
Small Business Development Training	565	1.2	201	1.1	116	2.8	247	1.0	35.6	20.6	43.8
Customer Service Training	4,451	9.7	2,041	11.4	315	7.6	2,095	8.9	45.9	7.1	47.1
Legal/Law Training	1,289	2.8	663	3.7	125	3.0	501	2.1	51.4	9.7	38.8
Passport to Success	342	0.7	170	1.0	30	0.7	142	0.6	49.7	8.8	41.5
Darkness to light	3,279	7.2	1,233	6.9	230	5.5	1,816	7.7	37.6	7.0	55.4
Other	2,874	6.3	1,225	6.8	384	9.2	1,265	5.3	42.6	13.4	44.0
None	28,749	62.9	10,452	58.4	2,726	65.5	15,570	65.8	36.4	9.5	54.2
DK/NS	354	0.8	165	0.9	34	0.8	156	0.7	46.5	9.6	43.9

Table 2.20: Persons Usually in Labour Force by Selected Characteristics and Sex, Fall 2025

Selected Characteristics	Total		Male		Female	
	#	%	#	%	#	%
Total	63,025	100.0	32,158	100.0	30,867	100.0
Status						
Caymanian	25,271	40.1	12,030	37.4	13,241	42.9
PR-WRW	5,610	8.9	3,015	9.4	2,595	8.4
Non-Caymanian	32,144	51.0	17,113	53.2	15,031	48.7
Age						
15 - 24	3,465	5.5	1,884	5.9	1,581	5.1
25 - 34	14,419	22.9	7,275	22.6	7,144	23.1
35 - 44	17,936	28.5	9,238	28.7	8,698	28.2
45 - 54	14,872	23.6	7,548	23.5	7,325	23.7
55 - 64	9,124	14.5	4,540	14.1	4,583	14.8
65+	3,209	5.1	1,672	5.2	1,537	5.0
Educational Attainment						
None	-	-
Primary and below	1,082	1.7	692	2.2	389	1.3
Middle	2,533	4.0	1,371	4.3	1,162	3.8
High	19,065	30.3	10,174	31.6	8,892	28.8
Post Secondary	16,211	25.7	9,126	28.4	7,086	23.0
College / University	23,887	37.9	10,656	33.1	13,230	42.9
Other	86	0.1	-	-	86	0.3
Not Stated	153	0.2	138	0.4

Table 2.21: Persons Usually in Labour Force by Selected Characteristics and Status, Fall 2025

Selected Characteristics	Total		Caymanian		PR-WRW		Non Caymanian	
	#	%	#	%	#	%	#	%
Total	63,025	100.0	25,271	100.0	5,610	100.0	32,144	100.0
Sex								
Male	32,158	51.0	12,030	47.6	3,015	53.7	17,113	53.2
Female	30,867	49.0	13,241	52.4	2,595	46.3	15,031	46.8
Age								
15 - 24	3,465	5.5	2,098	8.3	30	0.5	1,337	4.2
25 - 34	14,419	22.9	4,139	16.4	697	12.4	9,583	29.8
35 - 44	17,936	28.5	5,078	20.1	2,463	43.9	10,396	32.3
45 - 54	14,872	23.6	6,278	24.8	1,472	26.2	7,122	22.2
55 - 64	9,124	14.5	5,079	20.1	839	15.0	3,205	10.0
65+	3,209	5.1	2,600	10.3	108	1.9	501	1.6
Educational Attainment								
None	-	-	-	-
Primary and below	1,082	1.7	426	1.7	171	3.0	485	1.5
Middle	2,533	4.0	953	3.8	175	3.1	1,405	4.4
High	19,065	30.3	8,587	34.0	1,092	19.5	9,386	29.2
Post Secondary	16,211	25.7	6,361	25.2	1,285	22.9	8,566	26.6
College / University	23,887	37.9	8,901	35.2	2,854	50.9	12,132	37.7
Other	86	0.1	-	-	34	0.6	52	0.2
Not Stated	153	0.2	35	0.1	-	-	118	0.4

SECTION 3: EMPLOYED
Table 3.1: Employed Persons by Selected Characteristics and Sex, Fall 2025

Selected Characteristics	Total		Male		Female	
	#	%	#	%	#	%
Total	63,289	100.0	32,398	100.0	30,891	100.0
Status						
Caymanian	24,358	38.5	11,625	35.9	12,733	41.2
PR-WRW	5,514	8.7	3,019	9.3	2,496	8.1
Non-Caymanian	33,416	52.8	17,754	54.8	15,662	50.7
Age						
15 - 24	3,090	4.9	1,658	5.1	1,432	4.6
25 - 34	14,919	23.6	7,556	23.3	7,363	23.8
35 - 44	18,021	28.5	9,272	28.6	8,749	28.3
45 - 54	15,120	23.9	7,604	23.5	7,517	24.3
55 - 64	8,947	14.1	4,623	14.3	4,324	14.0
65+	3,192	5.0	1,686	5.2	1,506	4.9
Educational Attainment						
Primary and below	1,042	1.6	673	2.1	369	1.2
Middle	2,572	4.1	1,428	4.4	1,143	3.7
High	18,768	29.7	10,040	31.0	8,727	28.3
Post Secondary	16,426	26.0	9,263	28.6	7,163	23.2
College / University	24,243	38.3	10,855	33.5	13,387	43.3
Other	86	0.1	-	-	86	0.3
Not Stated	146	0.2	138	0.4

Table 3.2: Employed Persons by Selected Characteristics and Status, Fall 2025

Selected Characteristics	Total		Caymanian		PR-WRW		Non Caymanian	
	#	%	#	%	#	%	#	%
Total	63,289	100.0	24,358	100.0	5,514	100.0	33,416	100.0
Sex								
Male	32,398	51.2	11,625	47.7	3,019	54.7	17,754	53.1
Female	30,891	48.8	12,733	52.3	2,496	45.3	15,662	46.9
Age								
15 - 24	3,090	4.9	1,728	7.1	30	0.5	1,331	4.0
25 - 34	14,919	23.6	4,068	16.7	697	12.6	10,154	30.4
35 - 44	18,021	28.5	4,949	20.3	2,432	44.1	10,640	31.8
45 - 54	15,120	23.9	6,162	25.3	1,509	27.4	7,449	22.3
55 - 64	8,947	14.1	4,902	20.1	737	13.4	3,308	9.9
65+	3,192	5.0	2,549	10.5	108	2.0	534	1.6
Educational Attainment								
Primary and below	1,042	1.6	398	1.6	171	3.1	473	1.4
Middle	2,572	4.1	947	3.9	141	2.6	1,483	4.4
High	18,768	29.7	7,995	32.8	1,027	18.6	9,745	29.2
Post Secondary	16,426	26.0	6,127	25.2	1,315	23.8	8,984	26.9
College / University	24,243	38.3	8,855	36.4	2,826	51.2	12,561	37.6
Other	86	0.1	-	-	34	0.6	52	0.2
Not Stated	146	0.2	28	0.1	-	-	118	0.4

Table 3.3: Employed Persons by Status and Sex, Fall 2025

Status	Total		Male		Female		Sex Distribution	
	#	%	#	%	#	%	Male	Female
Total	63,289	100.0	32,398	100.0	30,891	100.0	51.2	48.8
Caymanian	24,358	38.5	11,625	35.9	12,733	41.2	47.7	52.3
PR-WRW	5,514	8.7	3,019	9.3	2,496	8.1	54.7	45.3
Non Caymanians	33,416	52.8	17,754	54.8	15,662	50.7	53.1	46.9

Table 3.4: Employed Persons by Age Group and Sex, Fall 2025

Age Group	Total		Male		Female		Sex Distribution	
	#	%	#	%	#	%	Male	Female
Total	63,289	100.0	32,398	100.0	30,891	100.0	51.2	48.8
15 - 24	3,090	4.9	1,658	5.1	1,432	4.6	53.7	46.3
25 - 34	14,919	23.6	7,556	23.3	7,363	23.8	50.6	49.4
35 - 44	18,021	28.5	9,272	28.6	8,749	28.3	51.4	48.6
45 - 54	15,120	23.9	7,604	23.5	7,517	24.3	50.3	49.7
55 - 64	8,947	14.1	4,623	14.3	4,324	14.0	51.7	48.3
65+	3,192	5.0	1,686	5.2	1,506	4.9	52.8	47.2

Table 3.5: Employed Persons by Age Group and Status, Fall 2025

Age Group	Total		Caymanian		PR-WRW		Non Caymanian		Status Distribution		
	#	%	#	%	#	%	#	%	Caymanian	PR-WRW	Non Caymanian
Total	63,289	100.0	24,358	100.0	5,514	100.0	33,416	100.0	38.5	8.7	52.8
15 - 24	3,090	4.9	1,728	7.1	30	0.5	1,331	4.0	55.9	1.0	43.1
25 - 34	14,919	23.6	4,068	16.7	697	12.6	10,154	30.4	27.3	4.7	68.1
35 - 44	18,021	28.5	4,949	20.3	2,432	44.1	10,640	31.8	27.5	13.5	59.0
45 - 54	15,120	23.9	6,162	25.3	1,509	27.4	7,449	22.3	40.8	10.0	49.3
55 - 64	8,947	14.1	4,902	20.1	737	13.4	3,308	9.9	54.8	8.2	37.0
65+	3,192	5.0	2,549	10.5	108	2.0	534	1.6	79.9	3.4	16.7

Table 3.6: Employed Persons by Educational Attainment and Sex, Fall 2025

Educational Attainment	Total		Male		Female		Sex Distribution	
	#	%	#	%	#	%	Male	Female
Total	63,289	100.0	32,398	100.0	30,891	100.0	51.2	48.8
None	-	-	-	...
Primary and below	1,042	1.6	673	2.1	369	1.2	64.6	35.4
Middle	2,572	4.1	1,428	4.4	1,143	3.7	55.5	44.5
High	18,768	29.7	10,040	31.0	8,727	28.3	53.5	46.5
Post Secondary	16,426	26.0	9,263	28.6	7,163	23.2	56.4	43.6
College / University	24,243	38.3	10,855	33.5	13,387	43.3	44.8	55.2
Other	86	0.1	-	-	86	0.3	-	100.0
Not Stated	146	0.2	138	0.4	94.9	...

Table 3.7: Employed Persons by Educational Attainment and Status, Fall 2025

Educational Attainment	Total		Caymanian		PR-WRW		Non Caymanian		Status Distribution		
	#	%	#	%	#	%	#	%	Caymanian	PR-WRW	Non Caymanian
Total	63,289	100.0	24,358	100.0	5,514	100.0	33,416	100.0	38.5	8.7	52.8
None	-	-	-	-	...	-	-
Primary and below	1,042	1.6	398	1.6	171	3.1	473	1.4	38.2	16.4	45.4
Middle	2,572	4.1	947	3.9	141	2.6	1,483	4.4	36.8	5.5	57.7
High	18,768	29.7	7,995	32.8	1,027	18.6	9,745	29.2	42.6	5.5	51.9
Post Secondary	16,426	26.0	6,127	25.2	1,315	23.8	8,984	26.9	37.3	8.0	54.7
College / University	24,243	38.3	8,855	36.4	2,826	51.2	12,561	37.6	36.5	11.7	51.8
Other	86	0.1	-	-	34	0.6	52	0.2	-	39.5	60.5
Not Stated	146	0.2	28	0.1	-	-	118	0.4	19.2	-	80.8

Table 3.8: Employed Persons by Sex, Status, and With or Without Educational Training, Fall 2025

Selected Characteristics	Total	With Training	Without Training	Not Stated	Percent Distribution	
					With Training	Without Training
Total	63,289	18,996	43,833	459	30.0	69.3
Male	32,398	8,630	23,519	249	26.6	72.6
Female	30,891	10,367	20,314	210	33.6	65.8
Caymanian	24,358	8,291	15,947	121	34.0	65.5
PR-WRW	5,514	1,661	3,853	-	30.1	69.9
Non-Caymanian	33,416	9,044	24,033	338	27.1	71.9

Table 3.9: Employed Persons by Sex, Status, and With or Without Training, Fall 2025

Selected Characteristics	Total	With Training	Without Training	Not Stated	Percent Distribution	
					With Training	Without Training
Total	63,289	43,177	19,689	422	68.2	31.1
Male	32,398	21,598	10,607	194	66.7	32.7
Female	30,891	21,579	9,083	229	69.9	29.4
Caymanian	24,358	16,703	7,525	130	68.6	30.9
PR-WRW	5,514	3,956	1,559	-	71.7	28.3
Non-Caymanian	33,416	22,518	10,606	292	67.4	31.7

Table 3.10: Employed Persons who Received Training, by Occupation Last Trained and Sex, Fall 2025

Occupation	Total		Male		Female		Sex Distribution	
	#	%	#	%	#	%	Male	Female
Total	43,177	100.0	21,598	100.0	21,579	100.0	50.0	50.0
Managers	3,227	7.5	1,677	7.8	1,551	7.2	52.0	48.0
Professionals	13,551	31.4	5,483	25.4	8,068	37.4	40.5	59.5
Technicians and Associate Professionals	6,497	15.0	2,972	13.8	3,525	16.3	45.7	54.3
Clerical Support Workers	2,253	5.2	706	3.3	1,546	7.2	31.4	68.6
Service and Sales Workers	6,903	16.0	2,548	11.8	4,355	20.2	36.9	63.1
Skilled agricultural, forestry and fishery workers	172	0.4	135	0.6	38	0.2	78.1	21.9
Craft and related trades workers	6,434	14.9	6,112	28.3	322	1.5	95.0	5.0
Plant and machine operators, and assemblers	478	1.1	410	1.9	68	0.3	85.7	14.3
Elementary occupations	2,766	6.4	1,130	5.2	1,636	7.6	40.9	59.1
Armed forces occupations	54	0.1
Not Stated	842	1.9	398	1.8	443	2.1	47.3	52.7

Table 3.11: Employed Persons who Received Training, by Occupation Last Trained and Status, Fall 2025

Occupation	Total		Caymanian		PR-WRW		Non Caymanian		Status Distribution		
	#	%	#	%	#	%	#	%	Caymanian	PR-WRW	Non Caymanian
Total	43,177	100.0	16,703	100.0	3,956	100.0	22,518	100.0	38.7	9.2	52.2
Managers	3,227	7.5	1,823	10.9	310	7.8	1,094	4.9	56.5	9.6	33.9
Professionals	13,551	31.4	5,020	30.1	1,531	38.7	7,001	31.1	37.0	11.3	51.7
Technicians and Associate Professionals	6,497	15.0	3,224	19.3	573	14.5	2,700	12.0	49.6	8.8	41.6
Clerical Support Workers	2,253	5.2	1,747	10.5	35	0.9	471	2.1	77.6	1.5	20.9
Service and Sales Workers	6,903	16.0	1,897	11.4	599	15.1	4,406	19.6	27.5	8.7	63.8
Skilled agricultural, forestry and fishery workers	172	0.4	34	0.2	82	2.1	56	0.3	19.9	47.3	32.8
Craft and related trades workers	6,434	14.9	1,702	10.2	633	16.0	4,099	18.2	26.5	9.8	63.7
Plant and machine operators, and assemblers	478	1.1	380	2.3	30	0.8	67	0.3	79.6	6.3	14.1
Elementary occupations	2,766	6.4	556	3.3	133	3.4	2,077	9.2	20.1	4.8	75.1
Armed forces occupations	54	0.1	54	0.3	-	-	-	-	100.0	-	-
Not Stated	842	1.9	265	1.6	30	0.8	547	2.4	31.5	3.6	65.0

Table 3.12: Employed Persons who Received Training by Location of Training and Sex, Fall 2025

Location of Training	Total		Male		Female		Sex Distribution	
	#	%	#	%	#	%	Male	Female
Total	43,177	100.0	21,598	100.0	21,579	100.0	50.0	50.0
Local Institution	6,957	16.1	2,932	13.6	4,025	18.7	42.1	57.9
Foreign Institution/Organization	19,510	45.2	10,194	47.2	9,317	43.2	52.2	47.8
Correspondence (not online)	562	1.3	271	1.3	292	1.4	48.1	51.9
Online (local and foreign)	3,505	8.1	1,441	6.7	2,063	9.6	41.1	58.9
On the job	12,185	28.2	6,477	30.0	5,708	26.5	53.2	46.8
Apprentice/Job Internship	90	0.2	67	0.3	75.0	...
Other	86	0.2	59	0.3	...	69.0
DK/NS	282	0.7	189	0.9	92	0.4	67.2	32.8

Table 3.13: Employed Persons who Received Training by Location of Training and Status, Fall 2025

Location of Training	Total		Caymanian		PR-WRW		Non Caymanian		Status Distribution		
	#	%	#	%	#	%	#	%	Caymanian	PR-WRW	Non Caymanian
Total	43,177	100.0	16,703	100.0	3,956	100.0	22,518	100.0	38.7	9.2	52.2
Local Institution	6,957	16.1	4,699	28.1	613	15.5	1,646	7.3	67.5	8.8	23.7
Foreign Institution/Organization	19,510	45.2	5,034	30.1	1,779	45.0	12,698	56.4	25.8	9.1	65.1
Correspondence (not online)	562	1.3	285	1.7	112	2.8	165	0.7	50.7	19.9	29.4
Online (local and foreign)	3,505	8.1	1,498	9.0	336	8.5	1,670	7.4	42.7	9.6	47.7
On the job	12,185	28.2	5,008	30.0	1,086	27.5	6,090	27.0	41.1	8.9	50.0
Apprentice/Job Internship	90	0.2	-	-	75	0.3	...	-	83.6
Other	86	0.2	54	0.3	-	-	33	0.1	62.1	-	37.9
DK/NS	282	0.7	111	0.7	30	0.8	141	0.6	39.3	10.7	50.0

Table 3.14: Employed Persons who Received Training by Date Completed and Sex, Fall 2025

Year Completed	Total		Male		Female		Sex Distribution	
	#	%	#	%	#	%	Male	Female
Total	43,177	100.0	21,598	100.0	21,579	100.0	50.0	50.0
Ongoing	6,382	14.8	2,866	13.3	3,516	16.3	44.9	55.1
This Year (2025)	5,010	11.6	2,512	11.6	2,498	11.6	50.1	49.9
2024	3,458	8.0	1,677	7.8	1,781	8.3	48.5	51.5
2023	1,890	4.4	725	3.4	1,165	5.4	38.4	61.6
2022	1,901	4.4	856	4.0	1,045	4.8	45.0	55.0
2021	3,323	7.7	1,640	7.6	1,684	7.8	49.3	50.7
Before 2021	20,516	47.5	11,015	51.0	9,502	44.0	53.7	46.3
Did not complete	297	0.7	131	0.6	166	0.8	44.2	55.8
DK/NS	400	0.9	176	0.8	223	1.0	44.1	55.9

Table 3.15: Employed Persons who Received Training by Date Completed and Status, Fall 2025

Year Completed	Total		Caymanian		PR-WRW		Non Caymanian		Status Distribution		
	#	%	#	%	#	%	#	%	Caymanian	PR-WRW	Non Caymanian
Total	43,177	100.0	16,703	100.0	3,956	100.0	22,518	100.0	38.7	9.2	52.2
Ongoing	6,382	14.8	3,343	20.0	594	15.0	2,445	10.9	52.4	9.3	38.3
This Year (2025)	5,010	11.6	2,111	12.6	572	14.5	2,327	10.3	42.1	11.4	46.4
2024	3,458	8.0	1,180	7.1	262	6.6	2,016	9.0	34.1	7.6	58.3
2023	1,890	4.4	691	4.1	135	3.4	1,064	4.7	36.6	7.2	56.3
2022	1,901	4.4	700	4.2	61	1.5	1,140	5.1	36.8	3.2	60.0
2021	3,323	7.7	1,036	6.2	319	8.1	1,968	8.7	31.2	9.6	59.2
Before 2021	20,516	47.5	7,424	44.4	1,954	49.4	11,138	49.5	36.2	9.5	54.3
Did not complete	297	0.7	46	0.3	224	1.0	15.4	...	75.3
DK/NS	400	0.9	172	1.0	30	0.8	198	0.9	43.0	7.6	49.5

Table 3.16: Employed Persons who Received Personal Development Training by Sex, Fall 2025

Personal development Training	Total		Male		Female		Sex Distribution	
	#	%	#	%	#	%	Male	Female
Total	43,177	100.0	21,598	100.0	21,579	100.0	50.0	50.0
Certified First Aid	8,756	19.5	3,188	14.2	5,568	24.8	36.4	63.6
PRIDE	801	1.8	400	1.8	401	1.8	49.9	50.1
Small Business Development Training	565	1.3	343	1.5	222	1.0	60.7	39.3
Customer Service Training	4,431	9.9	2,085	9.3	2,346	10.5	47.1	52.9
Legal/Law Training	1,262	2.8	625	2.8	638	2.8	49.5	50.5
Passport to Success	342	0.8	84	0.4	259	1.2	24.5	75.5
Darkness to light	3,232	7.2	859	3.8	2,373	10.6	26.6	73.4
Other	2,846	6.3	1,495	6.7	1,351	6.0	52.5	47.5
None	28,091	62.6	15,448	68.8	12,643	56.4	55.0	45.0
DK/NS	339	0.8	139	0.6	201	0.9	40.9	59.1

Table 3.17: Employed Persons who Received Personal Development Training by Sex, Fall 2025

Personal Development Training	Total		Caymanian		PR-WRW		Non Caymanian		Status Distribution		
	#	%	#	%	#	%	#	%	Caymanian	PR-WRW	Non Caymanian
Total	43,177	100.0	16,703	100.0	3,956	100.0	22,518	100.0	38.7	9.2	52.2
Certified First Aid	8,756	19.5	3,904	22.4	856	21.0	3,995	17.1	44.6	9.8	45.6
PRIDE	801	1.8	548	3.1	30	0.7	223	1.0	68.4	3.8	27.8
Small Business Development Training	565	1.3	201	1.2	116	2.9	247	1.1	35.6	20.6	43.8
Customer Service Training	4,431	9.9	2,021	11.6	315	7.7	2,095	9.0	45.6	7.1	47.3
Legal/Law Training	1,262	2.8	636	3.6	125	3.1	501	2.1	50.4	9.9	39.7
Passport to Success	342	0.8	170	1.0	30	0.7	142	0.6	49.7	8.8	41.5
Darkness to light	3,232	7.2	1,186	6.8	230	5.6	1,816	7.8	36.7	7.1	56.2
Other	2,846	6.3	1,197	6.9	384	9.4	1,265	5.4	42.0	13.5	44.5
None	28,091	62.6	10,162	58.2	2,632	64.7	15,297	65.5	36.2	9.4	54.5
DK/NS	339	0.8	150	0.9	34	0.8	156	0.7	44.2	10.0	45.8

Table 3.18: Employed Persons by Sex, Status, and With or Without Promotion, Fall 2025

Selected Characteristics	Total	With Promotion	Without Promotion	Not Stated	Percent Distribution	
					With Promotion	Without Promotion
Total	63,289	14,456	48,456	377	22.8	76.6
Male	32,398	7,437	24,761	200	23.0	76.4
Female	30,891	7,018	23,695	177	22.7	76.7
Caymanian	24,358	8,164	16,065	130	33.5	66.0
PR-WRW	5,514	1,697	3,818	-	30.8	69.2
Non-Caymanian	33,416	4,595	28,574	247	13.8	85.5

Table 3.19: Employed Persons who Received Promotion by Last time promoted and Sex, Fall 2025

Last Time Promoted	Total		Male		Female		Sex Distribution	
	#	%	#	%	#	%	Male	Female
Total	14,456	100.0	7,437	100.0	7,018	100.0	51.4	48.6
Less than 1 year	3,116	21.6	1,615	21.7	1,501	21.4	51.8	48.2
1 year ago	3,200	22.1	1,473	19.8	1,728	24.6	46.0	54.0
2 years ago	2,526	17.5	1,403	18.9	1,123	16.0	55.6	44.4
3 years ago	1,671	11.6	833	11.2	837	11.9	49.9	50.1
4 years ago	841	5.8	324	4.4	517	7.4	38.5	61.5
5 to 7 years ago	1,269	8.8	808	10.9	460	6.6	63.7	36.3
8 to 10 years ago	520	3.6	258	3.5	262	3.7	49.6	50.4
More than 10 years ago	924	6.4	511	6.9	413	5.9	55.3	44.7
DK/NS	389	2.7	211	2.8	177	2.5	54.4	45.6

Table 3.20: Employed Persons who Received Promotion by Last time promoted and Status, Fall 2025

Last Time Promoted	Total		Caymanian		PR-WRW		Non Caymanian		Status Distribution		
	#	%	#	%	#	%	#	%	Caymanian	PR-WRW	Non Caymanian
Total	14,456	100.0	8,164	100.0	1,697	100.0	4,595	100.0	56.5	11.7	31.8
Less than 1 year	3,116	21.6	1,272	15.6	304	17.9	1,540	33.5	40.8	9.7	49.4
1 year ago	3,200	22.1	1,638	20.1	158	9.3	1,405	30.6	51.2	4.9	43.9
2 years ago	2,526	17.5	1,423	17.4	332	19.5	771	16.8	56.3	13.1	30.5
3 years ago	1,671	11.6	986	12.1	325	19.2	359	7.8	59.0	19.5	21.5
4 years ago	841	5.8	603	7.4	131	7.7	107	2.3	71.7	15.5	12.8
5 to 7 years ago	1,269	8.8	704	8.6	297	17.5	267	5.8	55.5	23.4	21.1
8 to 10 years ago	520	3.6	435	5.3	30	1.8	55	1.2	83.6	5.8	10.6
More than 10 years ago	924	6.4	841	10.3	61	3.6	...	0.5	91.0	6.5	...
DK/NS	389	2.7	261	3.2	61	...	67	1.5	67.1	15.6	17.4

Table 3.21: Employed Persons who Received Promotion by Details of promotion and Sex, Fall 2025

Promotion Included	Total		Male		Female		Sex Distribution	
	#	%	#	%	#	%	Male	Female
Total	14,456	100.0	7,437	100.0	7,018	100.0	51.4	48.6
More responsibilities only	1,366	9.5	671	9.0	696	9.9	49.1	50.9
Higher pay only	350	2.4	220	3.0	130	1.9	62.9	37.1
More responsibilities and higher pay	12,175	84.2	6,269	84.3	5,906	84.1	51.5	48.5
Prefer not to say	247	1.7	129	1.7	118	1.7	52.1	47.9
DK/NS	318	2.2	149	2.0	168	2.4	47.0	53.0

Table 3.22: Employed Persons who Received Promotion by Details of promotion and Status, Fall 2025

Promotion Included	Total		Caymanian		PR-WRW		Non Caymanian		Status Distribution		
	#	%	#	%	#	%	#	%	Caymanian	PR-WRW	Non Caymanian
Total	14,456	100.0	8,164	100.0	1,697	100.0	4,595	100.0	56.5	11.7	31.8
More responsibilities only	1,366	9.5	720	8.8	125	7.4	520	11.3	52.7	9.2	38.1
Higher pay only	350	2.4	233	2.8	-	-	117	2.6	66.4	-	33.6
More responsibilities and higher pay	12,175	84.2	6,895	84.5	1,511	89.0	3,769	82.0	56.6	12.4	31.0
Prefer not to say	247	1.7	159	1.9	-	-	88	1.9	64.3	-	35.7
DK/NS	318	2.2	157	1.9	61	3.6	100	2.2	49.4	19.0	31.5

Table 3.23: Employed Persons who did not receive promotion by Reason of no promotion and Sex, Fall 2025

Reason For Not Getting Promotion	Total		Male		Female		Sex Distribution	
	#	%	#	%	#	%	Male	Female
Total	48,456	100.0	24,761	100.0	23,695	100.0	51.1	48.9
Need more formal training	903	1.9	351	1.4	551	2.3	38.9	61.1
Need more experience	2,000	4.1	788	3.2	1,212	5.1	39.4	60.6
No vacancy for staff promotion	4,055	8.4	2,096	8.5	1,959	8.3	51.7	48.3
Lack of Soft Skills necessary to do the job	100	0.2	85	0.4	...	85.3
Lack initiative	55	0.1	47	0.2	86.2	...
Other employees are more deserving	462	1.0	213	0.9	249	1.1	46.1	53.9
Budget constraints	240	0.5	118	0.5	122	0.5	49.2	50.8
Never given a reason	8,854	18.3	5,157	20.9	3,696	15.6	58.3	41.7
No opportunity for promotion	26,475	54.8	12,990	52.7	13,486	57.0	49.1	50.9
Other	5,973	12.4	3,490	14.2	2,483	10.5	58.4	41.6
DK/NS	1,110	2.3	427	1.7	683	2.9	38.5	61.5

Table 3.24: Employed Persons who did not receive promotion by Reason of no promotion and Status, Fall 2025

Reason For Not Getting Promotion	Total		Caymanian		PR-WRW		Non Caymanian		Status Distribution		
	#	%	#	%	#	%	#	%	Caymanian	PR-WRW	Non Caymanian
Total	48,456	100.0	16,065	100.0	3,818	100.0	28,574	100.0	33.2	7.9	59.0
Need more formal training	903	1.9	555	3.5	34	0.9	314	1.1	61.5	3.8	34.8
Need more experience	2,000	4.1	1,112	6.9	233	6.1	655	2.3	55.6	11.7	32.7
No vacancy for staff promotion	4,055	8.4	1,306	8.2	476	12.5	2,273	8.0	32.2	11.7	56.0
Lack of Soft Skills necessary to do the job	100	0.2	100	0.6	-	-	-	-	100.0	-	-
Lack initiative	55	0.1	55	0.3	-	-	-	-	100.0	-	-
Other employees are more deserving	462	1.0	99	0.6	34	0.9	329	1.2	21.4	7.3	71.3
Failed performance appraisal(s)	30	0.1	-	-	30	0.8	-	-	-	100.0	-
Budget constraints	240	0.5	102	0.6	-	-	138	0.5	42.5	-	57.5
Never given a reason	8,854	18.3	2,313	14.4	572	15.0	5,969	21.0	26.1	6.5	67.4
No opportunity for promotion	26,475	54.8	7,841	49.0	1,981	51.9	16,654	58.5	29.6	7.5	62.9
Other	5,973	12.4	2,909	18.2	515	13.5	2,549	9.0	48.7	8.6	42.7
DK/NS	1,110	2.3	271	1.7	159	4.2	680	2.4	24.4	14.3	61.3

Table 3.25: Employed Persons by Length of Employment in Current Employment and Sex, Fall 2025

Length of Employment	Total		Male		Female		Sex Distribution	
	#	%	#	%	#	%	Male	Female
Total	63,289	100.0	32,398	100.0	30,891	100.0	51.2	48.8
Less the 1 years	7,873	12.4	3,456	10.7	4,417	14.3	43.9	56.1
1 to 2 years	18,088	28.6	9,741	30.1	8,347	27.0	53.9	46.1
3 to 5 years	15,233	24.1	7,600	23.5	7,633	24.7	49.9	50.1
6 to 9 years	9,308	14.7	4,728	14.6	4,580	14.8	50.8	49.2
More than 10 years	12,330	19.5	6,588	20.3	5,742	18.6	53.4	46.6
DK/NS	457	0.7	285	0.9	172	0.6	62.3	37.7

Table 3.26: Employed Persons by Length of Employment in Current Employment and Status, Fall 2025

Length of Employment	Total		Caymanian		PR-WRW		Non Caymanian		Status Distribution		
	#	%	#	%	#	%	#	%	Caymanian	PR-WRW	Non Caymanian
Total	63,289	100.0	24,358	100.0	5,514	100.0	33,416	100.0	38.5	8.7	52.8
Less the 1 years	7,873	12.4	2,014	8.3	306	5.5	5,553	16.6	25.6	3.9	70.5
1 to 2 years	18,088	28.6	3,672	15.1	1,119	20.3	13,297	39.8	20.3	6.2	73.5
3 to 5 years	15,233	24.1	4,950	20.3	1,427	25.9	8,856	26.5	32.5	9.4	58.1
6 to 9 years	9,308	14.7	3,762	15.4	1,115	20.2	4,430	13.3	40.4	12.0	47.6
More than 10 years	12,330	19.5	9,813	40.3	1,547	28.1	970	2.9	79.6	12.5	7.9
DK/NS	457	0.7	147	0.6	-	-	310	0.9	32.2	-	67.8

Table 3.27: Employed Persons with Less Than 1 Year in Current Job, by Selected Characteristics, Fall 2025

Selected Characteristics	Total		Caymanian		PR-WRW		Non Caymanian	
			#	%	#	%	#	%
Total	7,873	100.0	2,014	100.0	306	100.0	5,553	100.0
Employment Status								
Temporary Employment	1,155	14.7	267	13.2	34	11.1	855	15.4
Permanent Employment	6,510	82.7	1,712	85.0	230	75.1	4,569	82.3
DK/NS	207	2.6	35	1.8	42	13.8	130	2.3
Sex								
Male	3,456	43.9	718	35.7	59	19.5	2,678	48.2
Female	4,417	56.1	1,295	64.3	246	80.5	2,875	51.8
Age								
15 - 24	1,151	14.6	674	33.5	-	-	477	8.6
25 - 34	2,496	31.7	508	25.2	66	21.5	1,922	34.6
35 - 44	1,934	24.6	290	14.4	99	32.4	1,545	27.8
45 - 54	1,444	18.3	198	9.8	141	46.1	1,105	19.9
55 - 64	708	9.0	307	15.3	-	-	401	7.2
65+	140	1.8	35	1.8	-	-	104	1.9
Educational Attainment								
Primary and below	53	0.7	-	-	43	0.8
Middle	398	5.1	116	5.7	-	-	283	5.1
High	2,551	32.4	777	38.6	45	14.8	1,728	31.1
Post Secondary	1,890	24.0	453	22.5	1,420	25.6
College / University	2,980	37.9	658	32.7	243	79.6	2,079	37.4

Table 3.28: Employed Persons with Less Than 1 Year in Current Job, by Sex, Status, and First Job, Fall 2025

Selected Characteristics	Total	First Job			Percent Distribution	
		Yes	No	DK/NS	Yes	No
Total	7,873	3,660	4,026	187	46.5	51.1
Male	3,456	1,752	1,654	50	50.7	47.9
Female	4,417	1,909	2,372	136	43.2	53.7
Caymanian	2,014	321	1,678	...	15.9	83.3
PR-WRW	306	64	199	42	21.0	65.2
Non-Caymanian	5,553	3,275	2,148	130	59.0	38.7

Table 3.29: Employed New Entrants to the Job Market by Selected Characteristics and Sex, Fall 2025

Selected Characteristics	Total		Male		Female	
	#	%	#	%	#	%
Total	3,660	100.0	1,752	100.0	1,909	100.0
Status						
Caymanian	321	8.8	170	9.7	151	7.9
PR-WRW	64	1.8	-	-	64	3.4
Non-Caymanian	3,275	89.5	1,582	90.3	1,694	88.7
Age						
15 - 24	605	16.5	328	18.7	277	14.5
25 - 34	1,280	35.0	572	32.7	708	37.1
35 - 44	857	23.4	446	25.4	412	21.6
45 - 54	754	20.6	287	16.4	467	24.5
55 - 64	163	4.5	118	6.7	45	2.4
Educational Attainment						
Primary and below	-	-
Middle	127	3.5	88	5.0	39	2.0
High	1,045	28.6	527	30.1	518	27.2
Post Secondary	889	24.3	541	30.9	349	18.3
College / University	1,576	43.1	574	32.8	1,003	52.5

Table 3.30: Employed New Entrants to the Job Market by Selected Characteristics and Status, Fall 2025

Selected Characteristics	Total		Caymanian		PR-WRW		Non Caymanian	
	#	%	#	%	#	%	#	%
Total	3,660	100.0	321	100.0	64	100.0	3,275	100.0
Sex								
Male	1,752	47.9	170	53.0	-	-	1,582	48.3
Female	1,909	52.1	151	47.0	64	100.0	1,694	51.7
Age								
15 - 24	605	16.5	274	85.3	-	-	331	10.1
25 - 34	1,280	35.0	47	14.7	34	52.9	1,199	36.6
35 - 44	857	23.4	-	-	-	-	857	26.2
45 - 54	754	20.6	-	-	30	47.1	724	22.1
55 - 64	163	4.5	-	-	-	-	163	5.0
Educational Attainment								
Primary and below	-	-	-	-
Middle	127	3.5	-	-	-	-	127	3.9
High	1,045	28.6	122	38.1	-	-	923	28.2
Post Secondary	889	24.3	44	13.8	-	-	845	25.8
College / University	1,576	43.1	154	48.1	64	100.0	1,358	41.5

Table 3.31: Employed Persons under 1 year of Employment by Sex, Status and Temporary Position, Fall 2025

Selected Characteristics	Total	First Job		Percent Distribution	
		Yes	No	Yes	No
Total	7,873	1,155	6,510	14.7	563.4
Male	3,456	503	2,903	14.5	577.6
Female	4,417	653	3,607	14.8	552.6
Caymanian	2,014	267	1,712	13.2	642.2
PR-WRW	306	34	230	11.1	676.5
Non-Caymanian	5,553	855	4,569	15.4	534.4

Table 3.32: Employed Persons in Temporary Positions by Selected Characteristics and Sex, Fall 2025

Selected Characteristics	Total		Male		Female	
	#	%	#	%	#	%
Total	1,155	100.0	503	100.0	653	100.0
Status						
Caymanian	267	23.1	117	23.4	149	22.9
PR-WRW	34	2.9	-	-	34	5.2
Non-Caymanian	855	74.0	385	76.6	470	71.9
Age						
15 - 24	239	20.7	123	24.5	116	17.8
25 - 34	385	33.4	104	20.8	281	43.1
35 - 44	241	20.9	175	34.8	67	10.2
45 - 54	214	18.5	67	13.4	146	22.4
55 - 64	43	3.7	-	-	43	6.6
Educational Attainment						
Middle	60	5.2	37	5.7
High	365	31.5	125	24.9	240	36.7
Post Secondary	267	23.1	194	38.7	73	11.2
College / University	464	40.1	161	32.0	303	46.4

Table 3.33: Employed Persons in Temporary Positions by Selected Characteristics and Status, Fall 2025

Selected Characteristics	Total		Caymanian		PR-WRW		Non Caymanian	
	#	%	#	%	#	%	#	%
Total	1,155	100.0	267	100.0	34	100.0	855	100.0
Sex								
Male	503	43.5	117	44.0	-	-	385	45.1
Female	653	56.5	149	56.0	34	100.0	470	54.9
Age								
15 - 24	239	20.7	162	60.6	-	-	78	9.1
25 - 34	385	33.4	49	18.3	-	-	337	39.4
35 - 44	241	20.9	-	-	34	100.0	207	24.3
45 - 54	214	18.5	56	21.1	-	-	157	18.4
55 - 64	43	3.7	-	-	-	-	43	5.0
Educational Attainment								
Middle	60	5.2	-	-	45	5.3
High	365	31.5	164	61.6	-	-	200	23.4
Post Secondary	267	23.1	34	12.8	-	-	233	27.3
College / University	464	40.1	54	20.1	34	100.0	376	44.0

Table 3.34: Employed Persons by Employment Status and Sex, Fall 2025

Employment Category of Worker	Total		Male		Female		Sex Distribution	
	#	%	#	%	#	%	Male	Female
Total	63,289	100.0	32,398	100.0	30,891	100.0	51.2	48.8
Employee (work for someone)	57,877	91.4	28,695	88.6	29,182	94.5	49.6	50.4
Self-employed with NO employees	2,439	3.9	1,733	5.4	705	2.3	71.1	28.9
Self-employed with employees	2,690	4.3	1,828	5.6	862	2.8	68.0	32.0
Unpaid family business worker	41	0.1	41	0.1	-	-	100.0	-
DK/NS	241	0.4	100	0.3	141	0.5	41.6	58.4

Table 3.35: Employed Persons by Employment Status and Status, Fall 2025

Employment Category of Worker	Total		Caymanian		PR-WRW		Non Caymanian		Status Distribution		
	#	%	#	%	#	%	#	%	Caymanian	PR-WRW	Non Caymanian
Total	63,289	100.0	24,358	100.0	5,514	100.0	33,416	100.0	38.5	8.7	52.8
Employee (work for someone)	57,877	91.4	20,248	83.1	4,729	85.8	32,900	98.5	35.0	8.2	56.8
Self-employed with NO employees	2,439	3.9	1,863	7.6	288	5.2	288	0.9	76.4	11.8	11.8
Self-employed with employees	2,690	4.3	2,060	8.5	497	9.0	133	0.4	76.6	18.5	4.9
Unpaid family business worker	41	0.1	41	0.2	-	-	-	-	100.0	-	-
DK/NS	241	0.4	146	0.6	-	-	95	0.3	60.6	-	39.4

Table 3.36: Employed Persons by Occupation and Sex, Fall 2025

Occupation	Total		Male		Female		Sex Distribution	
	#	%	#	%	#	%	Male	Female
Total	63,289	100.0	32,398	100.0	30,891	100.0	51.2	48.8
Managers	6,857	10.8	3,755	11.6	3,102	10.0	54.8	45.2
Professionals	14,011	22.1	5,852	18.1	8,159	26.4	41.8	58.2
Technicians and Associate Professionals	8,679	13.7	4,002	12.4	4,677	15.1	46.1	53.9
Clerical Support Workers	3,092	4.9	1,034	3.2	2,058	6.7	33.4	66.6
Service and Sales Workers	10,529	16.6	4,353	13.4	6,176	20.0	41.3	58.7
Skilled agricultural, forestry and fishery workers	712	1.1	576	1.8	137	0.4	80.8	19.2
Craft and related trades workers	7,920	12.5	7,581	23.4	338	1.1	95.7	4.3
Plant and machine operators, and assemblers	1,260	2.0	1,153	3.6	107	0.3	91.5	8.5
Elementary occupations	9,478	15.0	3,669	11.3	5,809	18.8	38.7	61.3
Armed forces occupations	54	0.1	-	-
Not Stated	697	1.1	396	1.2	301	1.0	56.8	43.2

Table 3.37: Employed Persons by Occupation and Status, Fall 2025

Occupation	Total		Caymanian		PR-WRW		Non Caymanian		Status Distribution		
	#	%	#	%	#	%	#	%	Caymanian	PR-WRW	Non Caymanian
Total	63,289	100.0	24,358	100.0	5,514	100.0	33,416	100.0	38.5	8.7	52.8
Managers	6,857	10.8	4,320	17.7	923	16.7	1,614	4.8	63.0	13.5	23.5
Professionals	14,011	22.1	5,491	22.5	1,439	26.1	7,080	21.2	39.2	10.3	50.5
Technicians and Associate Professionals	8,679	13.7	4,508	18.5	792	14.4	3,378	10.1	51.9	9.1	38.9
Clerical Support Workers	3,092	4.9	2,197	9.0	286	5.2	609	1.8	71.0	9.3	19.7
Service and Sales Workers	10,529	16.6	3,032	12.4	537	9.7	6,960	20.8	28.8	5.1	66.1
Skilled agricultural, forestry and fishery workers	712	1.1	231	0.9	127	2.3	355	1.1	32.4	17.8	49.8
Craft and related trades workers	7,920	12.5	2,017	8.3	585	10.6	5,318	15.9	25.5	7.4	67.1
Plant and machine operators, and assemblers	1,260	2.0	726	3.0	172	3.1	361	1.1	57.7	13.7	28.7
Elementary occupations	9,478	15.0	1,474	6.1	561	10.2	7,443	22.3	15.6	5.9	78.5
Armed forces occupations	54	0.1	54	0.2	-	-	-	-	100.0	-	-
Not Stated	697	1.1	309	1.3	91	1.6	297	0.9	44.3	13.0	42.7

Table 3.38: Employed Persons by Industry and Sex, Fall 2025

Industry	Total		Male		Female		Sex Distribution	
	#	%	#	%	#	%	Male	Female
Total	63,289	100.0	32,398	100.0	30,891	100.0	51.2	48.8
Agriculture, forestry and fishing	322	0.5	243	0.7	79	0.3	75.5	24.5
Mining and quarrying	138	0.2	97	0.3	41	0.1	70.0	30.0
Manufacturing	571	0.9	348	1.1	224	0.7	60.8	39.2
Electricity, gas, steam and air conditioning supply	382	0.6	342	1.1	40	0.1	89.6	10.4
Water supply; sewerage, waste management and remediation activities	271	0.4	236	0.7	35	0.1	87.0	13
Construction	7,668	12.1	6,959	21.5	709	2.3	90.8	9.2
Wholesale and retail trade; repair of motor vehicles and motorcycles	7,404	11.7	4,238	13.1	3,166	10.2	57.2	42.8
Transportation and storage	1,811	2.9	1,256	3.9	556	1.8	69.3	30.7
Accommodation	3,639	5.7	1,976	6.1	1,662	5.4	54.3	45.7
Restaurants and Mobile Food Services Activities	3,163	5.0	1,919	5.9	1,243	4.0	60.7	39.3
Information and communication	877	1.4	555	1.7	322	1.0	63.3	36.7
Financial and insurance activities	5,347	8.4	1,876	5.8	3,471	11.2	35.1	64.9
Real estate activities	1,154	1.8	701	2.2	452	1.5	60.8	39.2
Professional, scientific and technical activities	6,484	10.2	3,114	9.6	3,370	10.9	48.0	52.0
Administrative and support service activities	4,678	7.4	2,191	6.8	2,487	8.1	46.8	53.2
Public administration and defence; compulsory social security	4,259	6.7	2,358	7.3	1,901	6.2	55.4	44.6
Education	2,895	4.6	584	1.8	2,310	7.5	20.2	79.8
Human health and social work activities	4,264	6.7	1,236	3.8	3,028	9.8	29.0	71.0
Arts, entertainment and recreation	1,086	1.7	672	2.1	414	1.3	61.9	38.1
Other service activities	1,676	2.6	577	1.8	1,098	3.6	34.5	65.5
Activities of households as employers	4,366	6.9	435	1.3	3,931	12.7	10.0	90.0
Not Stated	837	1.3	486	1.5	351	1.1	58.1	41.9

Table 3.39: Employed Persons by Industry and Status, Fall 2025

Industry	Total		Caymanian		PR-WRW		Non Caymanian		Status Distribution		
	#	%	#	%	#	%	#	%	Caymanian	PR-WRW	Non
											Caymanian
Total	63,289	100.0	24,358	100.0	5,514	100.0	33,416	100.0	38.5	8.7	52.8
Agriculture, forestry and fishing	322	0.5	69	0.3	-	-	252	0.8	21.6	-	78.4
Mining and quarrying	138	0.2	105	0.4	-	-	33	0.1	76.3	-	23.7
Manufacturing	571	0.9	178	0.7	-	-	394	1.2	31.1	-	68.9
Electricity, gas, steam and air conditioning supply	382	0.6	163	0.7	51	0.9	168	0.5	42.7	13.4	43.9
Water supply; sewerage, waste management and remediation activities	271	0.4	254	1.0	-	-	93.6	...	-
Construction	7,668	12.1	1,990	8.2	1,070	19.4	4,607	13.8	26.0	14.0	60.1
Wholesale and retail trade; repair of motor vehicles and motorcycles	7,404	11.7	2,577	10.6	676	12.3	4,151	12.4	34.8	9.1	56.1
Transportation and storage	1,811	2.9	1,309	5.4	49	0.9	453	1.4	72.3	2.7	25.0
Accommodation	3,639	5.7	911	3.7	348	6.3	2,380	7.1	25.0	9.6	65.4
Restaurants and Mobile Food Services Activities	3,163	5.0	609	2.5	216	3.9	2,337	7.0	19.3	6.8	73.9
Information and communication	877	1.4	359	1.5	103	1.9	416	1.2	40.9	11.7	47.4
Financial and insurance activities	5,347	8.4	3,406	14.0	601	10.9	1,340	4.0	63.7	11.2	25.1
Real estate activities	1,154	1.8	651	2.7	113	2.0	390	1.2	56.4	9.8	33.8
Professional, scientific and technical activities	6,484	10.2	3,241	13.3	610	11.1	2,632	7.9	50.0	9.4	40.6
Administrative and support service activities	4,678	7.4	707	2.9	379	6.9	3,592	10.7	15.1	8.1	76.8
Public administration and defence; compulsory social security	4,259	6.7	3,140	12.9	348	6.3	771	2.3	73.7	8.2	18.1
Education	2,895	4.6	1,092	4.5	108	2.0	1,694	5.1	37.7	3.7	58.5
Human health and social work activities	4,264	6.7	1,658	6.8	470	8.5	2,135	6.4	38.9	11.0	50.1
Arts, entertainment and recreation	1,086	1.7	577	2.4	48	0.9	461	1.4	53.1	4.4	42.5
Other service activities	1,676	2.6	539	2.2	188	3.4	949	2.8	32.2	11.2	56.6
Activities of households as employers	4,366	6.9	396	1.6	90	1.6	3,880	11.6	9.1	2.1	88.9
Not Stated	837	1.3	425	1.7	30	0.5	382	1.1	50.8	3.6	45.6

Table 3.40: Average Usual Hours Worked per Week by Industry and Sex, Fall 2025

Industry	Total	Male	Female
Total	42.6	43.3	41.9
Agriculture, forestry and fishing	39.6	41.5	33.8
Mining and quarrying	44.9	46.4	41.5
Manufacturing	45.9	47.6	43.2
Electricity, gas, steam and air conditioning supply	41.9	42.1	40.0
Water supply; sewerage, waste management and remediation activities	41.0	41.1	40.0
Construction	43.4	43.6	41.7
Wholesale and retail trade; repair of motor vehicles and motorcycles	42.6	42.8	42.3
Transportation and storage	42.0	42.1	41.6
Accommodation	42.7	43.9	41.3
Restaurants and Mobile Food Services Activities	41.9	42.4	41.2
Information and communication	42.3	44.1	39.3
Financial and insurance activities	42.4	43.7	41.7
Real estate activities	42.4	42.5	42.2
Professional, scientific and technical activities	43.9	44.8	43.1
Administrative and support service activities	43.7	44.6	42.9
Public administration and defence; compulsory social security	41.3	41.3	41.4
Education	41.3	44.1	40.6
Human health and social work activities	43.2	43.9	42.9
Arts, entertainment and recreation	44.1	44.3	43.8
Other service activities	40.8	43.4	39.4
Activities of households as employers	41.4	41.3	41.5
Not Stated	40.7	39.9	41.7

Table 3.41: Average Usual Hours Worked per Week by Industry and Status, Fall 2025

Industry	Total	Caymanian	PR WRW	Non Caymanian
Total	42.6	42.1	42.7	43.0
Agriculture, forestry and fishing	39.6	30.7	-	42.0
Mining and quarrying	44.9	44.9	-	45.0
Manufacturing	45.9	46.6	-	45.6
Electricity, gas, steam and air conditioning supply	41.9	41.0	43.3	42.3
Water supply; sewerage, waste management and remediation activities	41.0	41.0	40.0	-
Construction	43.4	44.4	44.0	42.9
Wholesale and retail trade; repair of motor vehicles and motorcycles	42.6	42.5	43.5	42.5
Transportation and storage	42.0	41.5	37.9	43.8
Accommodation	42.7	41.7	41.4	43.2
Restaurants and Mobile Food Services Activities	41.9	40.1	40.0	42.5
Information and communication	42.3	43.5	33.4	43.6
Financial and insurance activities	42.4	42.0	42.9	43.1
Real estate activities	42.4	42.9	39.2	42.5
Professional, scientific and technical activities	43.9	44.1	46.0	43.2
Administrative and support service activities	43.7	42.1	40.4	44.3
Public administration and defence; compulsory social security	41.3	40.9	40.5	43.6
Education	41.3	38.7	44.2	42.7
Human health and social work activities	43.2	42.4	44.5	43.6
Arts, entertainment and recreation	44.1	44.3	43.2	43.9
Other service activities	40.8	36.5	38.2	43.7
Activities of households as employers	41.4	37.1	41.9	41.9
Not Stated	40.7	43.6	40.0	37.7

Table 3.42: Average Actual Hours Worked per Week by Industry and Sex, Fall 2025

Industry	Total	Male	Female
Total	41.5	42.2	40.7
Agriculture, forestry and fishing	39.6	41.5	33.8
Mining and quarrying	41.5	41.6	-
Manufacturing	44.9	46.1	42.9
Electricity, gas, steam and air conditioning supply	42.5	42.7	40.0
Water supply; sewerage, waste management and remediation activities	43.7	44.3	40.0
Construction	42.6	42.6	42.0
Wholesale and retail trade; repair of motor vehicles and motorcycles	42.5	42.7	42.2
Transportation and storage	41.7	42.0	41.1
Accommodation	37.5	39.8	34.7
Restaurants and Mobile Food Services Activities	41.0	41.5	40.2
Information and communication	41.0	43.5	36.6
Financial and insurance activities	41.9	43.0	41.3
Real estate activities	41.3	42.4	39.7
Professional, scientific and technical activities	42.4	42.8	42.0
Administrative and support service activities	42.3	43.6	41.2
Public administration and defence; compulsory social security	40.7	40.4	41.1
Education	41.9	45.8	40.9
Human health and social work activities	42.5	44.7	41.6
Arts, entertainment and recreation	42.4	42.3	42.7
Other service activities	39.3	41.0	38.5
Activities of households as employers	40.4	39.3	40.5
Not Stated	31.6	30.5	33.1

Table 3.43: Average Actual Hours Worked per Week by Industry and Status, Fall 2025

Industry	Total	Caymanian	PR WRW	Non
				Caymanian
Total	41.5	41.1	42.2	41.6
Agriculture, forestry and fishing	39.6	30.7	-	42.0
Mining and quarrying	41.5	40.5	-	45.0
Manufacturing	44.9	46.6	-	44.1
Electricity, gas, steam and air conditioning supply	42.5	42.0	-	42.7
Water supply; sewerage, waste management and remediation activities	43.7	44.0	40.0	-
Construction	42.6	43.5	41.7	42.4
Wholesale and retail trade; repair of motor vehicles and motorcycles	42.5	42.5	43.3	42.3
Transportation and storage	41.7	40.8	44.6	43.9
Accommodation	37.5	38.6	41.5	36.5
Restaurants and Mobile Food Services Activities	41.0	37.1	40.8	42.0
Information and communication	41.0	41.1	33.4	42.7
Financial and insurance activities	41.9	42.1	42.7	41.0
Real estate activities	41.3	42.6	39.2	39.7
Professional, scientific and technical activities	42.4	42.3	45.6	41.8
Administrative and support service activities	42.3	40.8	38.6	43.0
Public administration and defence; compulsory social security	40.7	40.6	41.0	40.9
Education	41.9	38.3	44.2	44.0
Human health and social work activities	42.5	40.4	45.0	43.6
Arts, entertainment and recreation	42.4	43.5	45.0	40.8
Other service activities	39.3	35.0	37.7	42.1
Activities of households as employers	40.4	35.3	43.9	40.8
Not Stated	31.6	36.0	40.0	25.9

Table 3.44: Employed Persons by Type of Earnings and Sex, Fall 2025

Type of Earnings	Total		Male		Female		Sex Distribution	
	#	%	#	%	#	%	Male	Female
Total	63,289	100.0	32,398	100.0	30,891	100.0	51.2	48.8
Earning from employment	62,644	99.4	32,061	99.4	30,583	99.4	51.2	48.8
Investment	2,437	3.9	1,470	4.6	967	3.1	60.3	39.7
Maintenance/Child Support	414	0.7	...	0.1	393	1.3	...	95.0
Student Loans/Grants	107	0.2	54	0.2	54	0.2	50.0	50.0
Pension/Seafarers Benefits	455	0.7	332	1.0	123	0.4	72.9	27.1
Rental Income	2,335	3.7	1,175	3.6	1,160	3.8	50.3	49.7
Other Sources of Income	649	1.0	403	1.2	246	0.8	62.1	37.9
Not Stated	201	0.3	54	0.2	147	0.5	27.0	73.0

Table 3.45: Employed Persons by Type of Earnings and Status, Fall 2025

Type of Earnings	Total		Caymanian		PR-WRW		Non Caymanian		Status Distribution		
	#	%	#	%	#	%	#	%	Caymanian	PR-WRW	Non Caymanian
Total	63,289	100.0	24,358	100.0	5,514	100.0	33,416	100.0	38.5	8.7	52.8
Earning from employment	62,644	99.0	23,983	98.5	5,514	100.0	33,146	99.2	38.3	8.8	52.9
Investment	2,437	3.9	1,570	6.4	431	7.8	435	1.3	64.4	17.7	17.8
Maintenance/Child Support	414	0.7	310	1.3	-	-	104	0.3	74.8	-	25.2
Student Loans/Grants	107	0.2	107	0.4	-	-	-	-	100.0	-	-
Pension/Seafarers Benefits	455	0.7	380	1.6	30	0.5	45	0.1	83.5	6.6	9.9
Rental Income	2,335	3.7	1,590	6.5	381	6.9	364	1.1	68.1	16.3	15.6
Other Sources of Income	649	1.0	453	1.9	30	0.5	166	0.5	69.8	4.7	25.5
Not Stated	201	0.3	94	0.4	-	-	107	0.3	46.8	-	53.2

Table 3.46: Employed Persons by Main Monthly Earnings and Sex, Fall 2025

Income	Total		Male		Female		Sex Distribution	
	#	%	#	%	#	%	Male	Female
Total	63,289	100.0	32,398	100.0	30,891	100.0	51.2	48.8
\$ 0 - \$ 799	992	1.6	385	1.2	607	2.0	38.8	61.2
\$ 800 - \$ 1,599	7,364	11.6	2,625	8.1	4,739	15.3	35.6	64.4
\$ 1,600 - \$ 2,399	9,538	15.1	4,788	14.8	4,749	15.4	50.2	49.8
\$ 2,400 - \$ 3,199	8,721	13.8	5,255	16.2	3,466	11.2	60.3	39.7
\$ 3,200 - \$ 3,999	5,902	9.3	3,490	10.8	2,412	7.8	59.1	40.9
\$ 4,000 - \$ 4,799	5,456	8.6	2,815	8.7	2,641	8.5	51.6	48.4
\$ 4,800 - \$ 5,599	5,108	8.1	2,545	7.9	2,563	8.3	49.8	50.2
\$ 5,600 - \$ 6,399	3,662	5.8	1,348	4.2	2,314	7.5	36.8	63.2
\$ 6,400 - \$ 7,199	3,240	5.1	1,554	4.8	1,685	5.5	48.0	52.0
\$ 7,200 - \$ 7,999	1,967	3.1	1,128	3.5	838	2.7	57.4	42.6
\$ 8,000 - \$ 8,799	1,726	2.7	942	2.9	783	2.5	54.6	45.4
\$ 8,800 - \$ 9,599	1,403	2.2	725	2.2	678	2.2	51.7	48.3
\$ 9,600 - \$ 10,399	1,226	1.9	658	2.0	568	1.8	53.7	46.3
\$ 10,400 - \$ 11,199	718	1.1	384	1.2	334	1.1	53.4	46.6
\$ 11,200 - \$ 11,999	366	0.6	241	0.7	125	0.4	65.8	34.2
\$ 12,000 - \$ 12,799	588	0.9	446	1.4	142	0.5	75.8	24.2
\$ 12,800 - \$ 13,599	664	1.0	428	1.3	236	0.8	64.5	35.5
\$ 13,600 - \$ 14,399	385	0.6	190	0.6	195	0.6	49.4	50.6
\$ 14,400 - \$ 15,199	288	0.5	159	0.5	129	0.4	55.1	44.9
\$ 15,200 - \$ 15,999	218	0.3	103	0.3	115	0.4	47.3	52.7
\$ 16,000 - \$ 16,799	292	0.5	160	0.5	131	0.4	55.0	45.0
\$ 16,800 +	1,836	2.9	1,109	3.4	727	2.4	60.4	39.6
Not Stated	1,630	2.6	917	2.8	714	2.3	56.2	43.8

Table 3.47: Mean and Median Main Monthly Earnings by Sex, Fall 2025

Sex	Monthly Earnings CI\$	
	Mean	Median
Total	4,875.15	3,599.50
Male	5,101.74	3,599.50
Female	4,638.77	3,599.50

Table 3.48: Employed Persons by Main Monthly Earnings and Status, Fall 2025

Income	Total		Caymanian		PR-WRW		Non Caymanian		Status Distribution		
	#	%	#	%	#	%	#	%	Caymanian	PR-WRW	Non Caymanian
Total	63,289	100.0	24,358	100.0	5,514	100.0	33,416	100.0	38.5	8.7	52.8
\$ 0 - \$ 799	992	1.6	389	1.6	48	0.9	555	1.7	39.3	4.8	55.9
\$ 800 - \$ 1,599	7,364	11.6	1,147	4.7	337	6.1	5,880	17.6	15.6	4.6	79.8
\$ 1,600 - \$ 2,399	9,538	15.1	2,296	9.4	390	7.1	6,851	20.5	24.1	4.1	71.8
\$ 2,400 - \$ 3,199	8,721	13.8	2,403	9.9	622	11.3	5,696	17.0	27.6	7.1	65.3
\$ 3,200 - \$ 3,999	5,902	9.3	2,498	10.3	749	13.6	2,655	7.9	42.3	12.7	45.0
\$ 4,000 - \$ 4,799	5,456	8.6	3,072	12.6	632	11.5	1,752	5.2	56.3	11.6	32.1
\$ 4,800 - \$ 5,599	5,108	8.1	2,712	11.1	462	8.4	1,934	5.8	53.1	9.1	37.9
\$ 5,600 - \$ 6,399	3,662	5.8	1,815	7.5	372	6.7	1,475	4.4	49.6	10.2	40.3
\$ 6,400 - \$ 7,199	3,240	5.1	1,686	6.9	345	6.3	1,208	3.6	52.0	10.7	37.3
\$ 7,200 - \$ 7,999	1,967	3.1	949	3.9	112	2.0	906	2.7	48.3	5.7	46.0
\$ 8,000 - \$ 8,799	1,726	2.7	876	3.6	169	3.1	681	2.0	50.8	9.8	39.5
\$ 8,800 - \$ 9,599	1,403	2.2	460	1.9	237	4.3	705	2.1	32.8	16.9	50.3
\$ 9,600 - \$ 10,399	1,226	1.9	640	2.6	206	3.7	379	1.1	52.2	16.8	31.0
\$ 10,400 - \$ 11,199	718	1.1	346	1.4	48	0.9	325	1.0	48.1	6.6	45.2
\$ 11,200 - \$ 11,999	366	0.6	41	0.2	30	0.5	294	0.9	11.3	8.3	80.4
\$ 12,000 - \$ 12,799	588	0.9	297	1.2	94	1.7	196	0.6	50.6	16.1	33.4
\$ 12,800 - \$ 13,599	664	1.0	374	1.5	48	0.9	242	0.7	56.3	7.2	36.5
\$ 13,600 - \$ 14,399	385	0.6	124	0.5	48	0.9	214	0.6	32.1	12.4	55.5
\$ 14,400 - \$ 15,199	288	0.5	163	0.7	106	0.3	56.5	-	36.8
\$ 15,200 - \$ 15,999	218	0.3	90	0.4	105	1.9	41.4	48.3	-
\$ 16,000 - \$ 16,799	292	0.5	169	0.7	78	1.4	45	0.1	57.9	26.7	15.4
\$ 16,800 +	1,836	2.9	1,050	4.3	333	6.0	453	1.4	57.2	18.2	24.7
Not Stated	1,630	2.6	761	3.1	30	0.5	840	2.5	46.6	1.9	51.5

Table 3.49: Mean and Median Main Monthly Earnings by Status, Fall 2025

Sex	Monthly Earnings CI\$	
	Mean	Median
Total	4,875.15	3,599.50
Caymanian	5,772.67	4,399.50
PR-WRW	6,232.77	4,399.50
Non Caymanians	3,996.46	2,799.50

Table 3.50: Employed Persons by Other Monthly Earnings and Sex, Fall 2025

Income	Total		Male		Female		Sex Distribution	
	#	%	#	%	#	%	Male	Female
Total	63,289	100.0	32,398	100.0	30,891	100.0	51.2	48.8
\$ 0 - \$ 799	859	1.4	456	1.4	403	1.3	53.0	47.0
\$ 800 - \$ 1599	1,239	2.0	704	2.2	535	1.7	56.8	43.2
\$ 1600 - \$ 2399	782	1.2	290	0.9	493	1.6	37.0	63.0
\$ 2400 - \$ 3199	596	0.9	303	0.9	293	0.9	50.9	49.1
\$ 3200 - \$ 3999	389	0.6	230	0.7	158	0.5	59.3	40.7
\$ 4000 - \$ 4799	194	0.3	120	0.4	74	0.2	61.7	38.3
\$ 4800 - \$ 5599	142	0.2	135	0.4	94.8	-
\$ 5600 - \$ 6399	120	0.2	38	0.1	82	0.3	31.5	68.5
\$ 6400 - \$ 7199	95	0.2	74	0.2	-	78.3
\$ 7200 - \$ 7999	136	0.2	95	0.3	41	0.1	69.7	30.3
\$ 8000 - \$ 8799	131	0.2	131	0.4	-	-	100.0	-
\$ 8800 - \$ 9599	125	0.2	65	0.2	60	0.2	51.7	48.3
\$ 9600 - \$ 10399	93	0.1	66	0.2	71.2	-
\$ 10400 - \$ 11199	101	0.2	35	0.1	66	0.2	35.0	65.0
\$ 12000 - \$ 12799	104	0.2	78	0.2	74.4	-
\$ 14400 - \$ 15199	45	0.1	-	-
\$ 15200 - \$ 15999	79	0.1	49	0.2	30	0.1	61.9	38.1
\$ 16800 +	314	0.5	171	0.5	143	0.5	54.4	45.6
N/A	55,698	88.0	28,560	88.2	27,137	87.9	51.3	48.7
DK/NS	2,047	3.2	831	2.6	1,217	3.9	40.6	59.4

Table 3.51: Mean and Median other Monthly Earnings by Sex, Fall 2025

Sex	Monthly Earnings CI\$	
	Mean	Median
Total	4,205.79	1,999.50
Male	4,433.56	2,799.50
Female	3,935.71	1,999.50

Table 3.52: Employed Persons by Other Monthly Earnings and Status, Fall 2025

Income	Total		Caymanian		PR-WRW		Non Caymanian		Status Distribution		
	#	%	#	%	#	%	#	%	Caymanian	PR-WRW	Non Caymanian
Total	63,289	100.0	24,358	100.0	5,514	100.0	33,416	100.0	38.5	8.7	52.8
\$ 0 - \$ 799	859	1.4	469	1.9	193	3.5	197	0.6	54.6	22.5	22.9
\$ 800 - \$ 1,599	1,239	2.0	815	3.3	172	3.1	251	0.8	65.8	13.9	20.3
\$ 1,600 - \$ 2,399	782	1.2	534	2.2	51	0.9	197	0.6	68.2	6.6	25.2
\$ 2,400 - \$ 3,199	596	0.9	395	1.6	99	1.8	102	0.3	66.3	16.6	17.1
\$ 3,200 - \$ 3,999	389	0.6	210	0.9	125	2.3	53	0.2	54.1	32.3	13.6
\$ 4,000 - \$ 4,799	194	0.3	194	0.8	-	-	-	-	100.0	-	-
\$ 4,800 - \$ 5,599	142	0.2	61	0.2	37	0.7	45	0.1	42.8	25.7	31.6
\$ 5,600 - \$ 6,399	120	0.2	34	0.1	30	0.5	55	0.2	28.5	25.3	46.2
\$ 6,400 - \$ 7,199	95	0.2	47	0.2	30	0.1	49.8	-	31.9
\$ 7,200 - \$ 7,999	136	0.2	136	0.6	-	-	-	-	100.0	-	-
\$ 8,000 - \$ 8,799	131	0.2	101	0.4	30	0.5	-	-	76.9	23.1	-
\$ 8,800 - \$ 9,599	125	0.2	68	0.3	35	0.6	54.3	27.8	-
\$ 9,600 - \$ 10,399	93	0.1	75	0.3	-	-	81.3	-	-
\$ 10,400 - \$ 11,199	101	0.2	71	0.3	30	0.5	-	-	70.0	30.0	-
\$ 12,000 - \$ 12,799	104	0.2	74	0.3	-	-	30	0.1	71.0	-	29.0
\$ 14,400 - \$ 15,199	45	0.1	-	-	-	-	45	0.1	-	-	100.0
\$ 15,200 - \$ 15,999	79	0.1	30	0.5	-	38.1	-
\$ 16,800 +	314	0.5	228	0.9	30	0.5	55	0.2	72.8	9.6	17.6
No other income	55,698	88.0	20,149	82.7	4,500	81.6	31,049	92.9	36.2	8.1	55.7
Not Stated	2,047	3.2	670	2.7	116	2.1	1,261	3.8	32.7	5.7	61.6

Table 3.53: Mean and Median other Monthly Earnings by Status, Fall 2025

Sex	Monthly Earnings CI\$	
	Mean	Median
Total	4,205.79	1,999.50
Caymanian	4,259.77	1,999.50
PR-WRW	4,085.05	2,799.50
Non Caymanians	4,131.12	1,999.50

Table 3.54: Usually Employed Persons by Selected Characteristics and Sex, Fall 2025

Selected Characteristics	Total		Male		Female	
	#	%	#	%	#	%
Total	61,396	100.0	31,499	100.0	29,897	100.0
Status						
Caymanian	24,141	39.3	11,483	36.5	12,659	42.3
PR-WRW	5,416	8.8	2,985	9.5	2,432	8.1
Non-Caymanian	31,838	51.9	17,031	54.1	14,807	49.5
Age						
15 - 24	3,067	5.0	1,653	5.2	1,414	4.7
25 - 34	14,111	23.0	7,199	22.9	6,911	23.1
35 - 44	17,596	28.7	9,094	28.9	8,502	28.4
45 - 54	14,645	23.9	7,447	23.6	7,198	24.1
55 - 64	8,810	14.3	4,448	14.1	4,362	14.6
65+	3,168	5.2	1,658	5.3	1,510	5.1
Educational Attainment						
Primary and below	1,054	1.7	685	2.2	369	1.2
Middle	2,492	4.1	1,371	4.4	1,121	3.7
High	18,168	29.6	9,755	31.0	8,414	28.1
Post Secondary	15,968	26.0	9,039	28.7	6,929	23.2
College / University	23,468	38.2	10,511	33.4	12,957	43.3
Other	86	0.1	-	-	86	0.3
Not Stated	153	0.2	138	0.4

Table 3.55: Usually Employed Persons by Selected Characteristics and Status, Fall 2025

Selected Characteristics	Total		Caymanian		PR-WRW		Non Caymanian	
	#	%	#	%	#	%	#	%
Total	61,396	100.0	24,141	100.0	5,416	100.0	31,838	100.0
Sex								
Male	31,499	51.3	11,483	47.6	2,985	55.1	17,031	53.5
Female	29,897	48.7	12,659	52.4	2,432	44.9	14,807	46.5
Age								
15 - 24	3,067	5.0	1,700	7.0	30	0.6	1,337	4.2
25 - 34	14,111	23.0	3,947	16.4	697	12.9	9,466	29.7
35 - 44	17,596	28.7	4,954	20.5	2,365	43.7	10,278	32.3
45 - 54	14,645	23.9	6,111	25.3	1,445	26.7	7,089	22.3
55 - 64	8,810	14.3	4,872	20.2	771	14.2	3,167	9.9
65+	3,168	5.2	2,558	10.6	108	2.0	501	1.6
Educational Attainment								
Primary and below	1,054	1.7	398	1.6	171	3.1	485	1.5
Middle	2,492	4.1	911	3.8	175	3.2	1,405	4.4
High	18,168	29.6	7,882	32.6	1,024	18.9	9,263	29.1
Post Secondary	15,968	26.0	6,184	25.6	1,285	23.7	8,499	26.7
College / University	23,468	38.2	8,723	36.1	2,728	50.4	12,017	37.7
Other	86	0.1	-	-	34	0.6	52	0.2
Not Stated	153	0.2	35	0.1	-	-	118	0.4

SECTION 4: UNDEREMPLOYED

Table 4.1: Time Related Underemployed Persons by Selected Characteristics and Sex, Fall 2025

Age Group	Total		Male		Female	
	#	%	#	%	#	%
Total	1,298	100.0	618	100.0	681	100.0
Status						
Caymanian	582	44.9	230	37.2	353	51.8
PR-WRW	133	10.2	64	10.4	69	10.1
Non-Caymanian	583	44.9	324	52.4	259	38.1
Age						
15 - 24	126	9.7	111	18.0
25 - 34	274	21.1	170	27.5	104	15.3
35 - 44	388	29.9	119	19.2	269	39.5
45 - 54	138	10.6	56	9.1	82	12.0
55 - 64	188	14.5	79	12.9	109	16.0
65+	184	14.2	82	13.2	102	15.0
Educational Attainment						
Primary and below	50	3.9	-	-	50	7.3
Middle	107	8.2	53	8.6	54	7.9
High	590	45.4	293	47.5	297	43.6
Post Secondary	281	21.6	114	18.5	167	24.5
College / University	264	20.3	157	25.4	106	15.6

Table 4.2: Time Related Underemployed Persons by Selected Characteristics and Status, Fall 2025

Age Group	Total		Caymanian		PR-WRW		Non Caymanian	
	#	%	#	%	#	%	#	%
Total	1,298	100.0	582	100.0	133	100.0	583	100.0
Sex								
Male	618	47.6	230	39.5	64	48.3	324	55.5
Female	681	52.4	353	60.5	69	51.7	259	44.5
Age								
15 - 24	126	9.7	93	16.0	-	-	33	5.6
25 - 34	274	21.1	76	13.0	-	-	198	34.0
35 - 44	388	29.9	102	17.5	34	26	252	43.2
45 - 54	138	10.6	42	7.2	51	38.6	45	7.7
55 - 64	188	14.5	118	20.3	48	36
65+	184	14.2	151	26.0	-	-	33	5.6
Educational Attainment								
Primary and below	50	3.9	50	8.6	-	-	-	-
Middle	107	8.2	74	12.7	-	-	33	5.6
High	590	45.4	325	55.8	99	74.5	166	28.4
Post Secondary	281	21.6	49	8.4	-	-	232	39.8
College / University	264	20.3	77	13.2	34	25.5	153	26.2

Table 4.3: Time Related Underemployed Persons by Age Group and Sex, Fall 2025

Age Group	Total		Male		Female		Sex Distribution	
	#	%	#	%	#	%	Male	Female
Total	1,298	100.0	618	100.0	681	100.0	47.6	52.4
15 - 24	126	9.7	111	18.0	88.3	...
25 - 34	274	21.1	170	27.5	104	15.3	62.0	38.0
35 - 44	388	29.9	119	19.2	269	39.5	30.6	69.4
45 - 54	138	10.6	56	9.1	82	12.0	40.9	59.1
55 - 64	188	14.5	79	12.9	109	16.0	42.2	57.8
65+	184	14.2	82	13.2	102	15.0	44.4	55.6

Table 4.4: Time Related Underemployed Persons by Status and Sex, Fall 2025

Status	Total		Male		Female		Sex Distribution	
	#	%	#	%	#	%	Male	Female
Total	1,298	100.0	618	100.0	681	100.0	47.6	52.4
Caymanian	582	44.9	230	37.2	353	51.8	39.5	60.5
PR-WRW	133	10.2	64	10.4	69	10.1	48.3	51.7
Non Caymanian	583	44.9	324	52.4	259	38.1	55.5	44.5

Table 4.5: Time Related Underemployed Persons by Age Group and Status, Fall 2025

Age Group	Total		Caymanian		PR-WRW		Non Caymanian		Status Distribution		
	#	%	#	%	#	%	#	%	Caymanian	PR-WRW	Non Caymanian
Total	1,298	100.0	582	100.0	133	100.0	583	100.0	44.9	10.2	44.9
15 - 24	126	9.7	93	16.0	-	-	33	5.6	74.0	-	26.0
25 - 34	274	21.1	76	13.0	-	-	198	34.0	27.7	-	72.3
35 - 44	388	29.9	102	17.5	34	25.5	252	43.2	26.3	8.7	64.9
45 - 54	138	10.6	42	7.2	51	38.6	45	7.7	30.2	37.2	32.6
55 - 64	188	14.5	118	20.3	48	35.8	62.8	25.3	...
65+	184	14.2	151	26.0	-	-	33	5.6	82.2	-	17.8

Table 4.6: Time Related Underemployed Persons by Educational Attainment and Sex, Fall 2025

Educational Attainment	Total		Male		Female		Sex Distribution	
	#	%	#	%	#	%	Male	Female
Total	1,298	100.0	618	100.0	681	100.0	47.6	52.4
Primary and below	50	3.9	-	-	50	7.3	-	100.0
Middle	107	8.2	53	8.6	54	7.9	49.9	50.1
High	590	45.4	293	47.5	297	43.6	49.7	50.3
Post Secondary	281	21.6	114	18.5	167	24.5	40.6	59.4
College / University	264	20.3	157	25.4	106	15.6	59.6	40.4

Table 4.7: Time Related Underemployed Persons by Educational Attainment and Status, Fall 2025

Educational Attainment	Total		Caymanian		PR-WRW		Non Caymanian		Status Distribution		
	#	%	#	%	#	%	#	%	Caymanian	PR-WRW	Non Caymanian
Total	1,298	100.0	582	100.0	133	100.0	583	100.0	44.9	10.2	44.9
Primary and below	50	3.9	50	8.6	-	-	-	-	100.0	-	-
Middle	107	8.2	74	12.7	-	-	33	5.6	69.4	-	30.6
High	590	45.4	325	55.8	99	74.5	166	28.4	55.1	16.8	28.1
Post Secondary	281	21.6	49	8.4	-	-	232	39.8	17.5	-	82.5
College / University	264	20.3	77	13.2	34	25.5	153	26.2	29.1	12.9	58.0

Table 4.8: Time Related Underemployed Persons by Sex, Status, and With or Without Education Training, Fall 2025

Selected Characteristics	Total	With Training	Without Training	Not Stated	Percent Distribution	
					With Training	Without Training
Total	1,298	232	1,059	7	17.9	81.6
Male	618	139	479	-	22.5	77.5
Female	681	93	580	7	13.7	85.2
Caymanian	582	82	493	7	14.0	84.7
PR-WRW	133	17	115	-	13.1	86.9
Non-Caymanian	583	133	450	-	22.8	77.2

Table 4.9: Time Related Underemployed Persons by Sex, Status, and With or Without Training, Fall 2025

Selected Characteristics	Total	With Training	Without Training	Not Stated	Percent Distribution	
					With Training	Without Training
Total	1,298	851	421	...	65.5	32.4
Male	618	351	240	...	56.8	38.8
Female	681	500	181	-	73.4	26.6
Caymanian	582	288	268	...	49.4	46.0
PR-WRW	133	103	30	-	77.2	22.8
Non-Caymanian	583	460	123	-	79.0	21.0

Table 4.10: Time Related Underemployed Persons by Main Reason for Working Less than 30 hours and Sex, Fall 2025

Educational Attainment	Total		Male		Female		Sex Distribution	
	#	%	#	%	#	%	Male	Female
Total	1,298	100.0	618	100.0	681	100.0	47.6	52.4
Student / In training	86	6.6	86	14.0	-	-	100.0	-
Home / Family duties	27	2.1	-	-	27	3.9	-	100.0
Seasonal inactivity	434	33.4	259	41.9	175	25.7	59.7	40.3
Job ended in ref week	33	2.5	33	5.3	-	-	100.0	-
Only some hours available	518	39.9	107	17.4	410	60.3	20.7	79.3
No work available	125	9.6	57	9.2	69	10.1	45.2	54.8
DK/NS	76	5.8	76	12.3	-	-	100.0	-

Table 4.11: Time Related Underemployed Persons by Main Reason for Working Less than 30 hours and Status, Fall 2025

Educational Attainment	Total		Caymanian		PR-WRW		Non Caymanian		Status Distribution		
	#	%	#	%	#	%	#	%	Caymanian	PR-WRW	Non Caymanian
Total	1,298	100.0	582	100.0	133	100.0	583	100.0	44.9	10.2	44.9
Student / In training	86	6.6	64	11.0	-	-	74.0	-	...
Home / Family duties	-	-	-	-	...	-	-
Seasonal inactivity	434	33.4	121	20.8	51	38.6	261	44.8	28.0	11.8	60
Job ended in ref week	33	2.5	-	-	-	-	33	5.6	-	-	100.0
Only some hours available	518	39.9	225	38.6	82	61.4	211	36.3	43.4	15.8	40.8
No work available	125	9.6	125	21.5	-	-	-	-	100.0	-	-
DK/NS	76	5.8	-	-	55	9.5	-	-	72.9

Table 4.12: Time Related Underemployed Persons by Occupation and Sex, Fall 2025

Occupation	Total		Male		Female		Sex Distribution	
	#	%	#	%	#	%	Male	Female
Total	1,298	100.0	618	100.0	681	100.0	47.6	52.4
Managers	107	8.2	30	4.9	77	11.3	28.3	71.7
Professionals	-	-	-	...
Technicians and Associate Professionals	196	15.1	118	19.2	78	11.5	60.2	39.8
Clerical Support Workers	152	11.7	70	11.3	82	12.0	46.1	53.9
Service and Sales Workers	269	20.7	113	18.3	156	23.0	41.9	58.1
Skilled agricultural, forestry and fishery workers	61	4.7	61	9.8	-	-	100.0	-
Craft and related trades workers	157	12.1	157	25.5	-	-	100.0	-
Plant and machine operators, and assemblers	34	2.6
Elementary occupations	252	19.4	34	5.6	218	32.0	13.6	86.4
Not Stated	49	3.8	-	-

Table 4.13: Time Related Underemployed Persons by Occupation and Status, Fall 2025

Occupation	Total		Caymanian		PR-WRW		Non Caymanian		Status Distribution		
	#	%	#	%	#	%	#	%	Caymanian	PR-WRW	Non Caymanian
Total	1,298	100.0	582	100.0	133	100.0	583	100.0	44.9	10.2	44.9
Managers	107	8.2	77	13.2	30	22.8	-	-	71.7	28.3	-
Professionals	-	-	-	-	...	-	-
Technicians and Associate Professionals	196	15.1	47	8.1	51	38.6	98	16.8	24.1	26.1	49.8
Clerical Support Workers	152	11.7	86	14.8	-	-	65	11.2	56.8	-	43.2
Service and Sales Workers	269	20.7	96	16.5	-	-	173	29.6	35.8	-	64.2
Skilled agricultural, forestry and fishery workers	61	4.7	34	25.5	-	-	...	55.9	-
Craft and related trades workers	157	12.1	29	5.1	-	-	128	21.9	18.7	-	81.3
Plant and machine operators, and assemblers	34	2.6	34	5.9	-	-	-	-	100.0	-	-
Elementary occupations	252	19.4	138	23.7	97	16.6	54.7	...	38.4
Not Stated	49	3.8	-	-	-	...

Table 4.14: Time Related Underemployed Persons by Industry and Sex, Fall 2025

Industry	Total		Male		Female		Sex Distribution	
	#	%	#	%	#	%	Male	Female
Total	1,298	100.0	618	100.0	681	100.0	47.6	52.4
Agriculture, forestry and fishing	-	-	-	...
Construction	175	13.5	150	24.3	85.8	...
Wholesale and retail trade; repair of motor vehicles and motorcycles	64	4.9	41	6.1	...	64.8
Transportation and storage	57	4.4	30	4.9	52.9	...
Accommodation	245	18.9	98	15.9	147	21.6	40.1	59.9
Restaurants and Mobile Food Services Activities	90	7.0	90	14.6	-	-	100.0	-
Information and communication	49	3.7	34	5.0	...	69.7
Real estate activities	-	-	-	...
Professional, scientific and technical activities	-	-	-	...
Administrative and support service activities	113	8.7	68	11.1	45	6.6	60.3	39.7
Public administration and defence; compulsory social security	-	-	...	-
Education	34	2.6	-	-	34	5.0	-	100.0
Human health and social work activities	-	-	-	...
Arts, entertainment and recreation	30	2.3	30	4.9	-	-	100.0	-
Other service activities	85	6.5	62	9.1	...	73.4
Activities of households as employers	152	11.7	125	18.4	...	82.4
Not Stated	106	8.1	54	8.7	52	7.6	50.7	49.3

Table 4.15: Time Related Underemployed Persons by Industry and Status, Fall 2025

Industry	Total		Caymanian		PR-WRW		Non Caymanian		Status Distribution		
	#	%	#	%	#	%	#	%	Caymanian	PR-WRW	Non Caymanian
Total	1,298	100.0	582	100.0	133	100.0	583	100.0	44.9	10.2	44.9
Agriculture, forestry and fishing	27	2.1	27	4.6	-	-	-	-	222.9	-	-
Construction	175	13.5	48	35.8	105	18.1	...	27.2	60.1
Wholesale and retail trade; repair of motor vehicles and motorcycles	64	4.9	41	7.1	-	-	64.8	-	...
Transportation and storage	57	4.4	34	5.9	-	-	60.4	-	...
Accommodation	245	18.9	41	7.1	186	31.9	16.9	...	76.0
Restaurants and Mobile Food Services Activities	90	7.0	68	11.7	-	-	75.1	-	...
Information and communication	49	3.7	34	25.5	-	-	...	69.7	-
Real estate activities	-	-	-	-	...	-	-
Professional, scientific and technical activities	-	-	-	-	...	-	-
Administrative and support service activities	113	8.7	34	5.9	34	25.5	45	7.7	30.3	30.0	39.7
Public administration and defence; compulsory social security	-	-	-	-	...	-	-
Education	34	2.6	34	5.9	-	-	-	-	100.0	-	-
Human health and social work activities	27	2.1	27	4.6	-	-	-	-	100.0	-	-
Arts, entertainment and recreation	30	2.3	-	-	-	-	30	5.2	-	-	100.0
Other service activities	85	6.5	62	10.7	-	-	73.4	-	...
Activities of households as employers	152	11.7	77	13.2	-	-	75	12.8	50.9	-	49.1
Not Stated	106	8.1	54	9.2	-	-	52	8.9	50.7	-	49.3

Table 4.16: Skill Related Underemployed Persons by Selected Characteristics and Sex, Fall 2025

Age Group	Total		Male		Female	
	#	%	#	%	#	%
Total	4,344	100.0	1,643	100.0	2,701	100.0
Status						
Caymanian	1,235	28.4	544	33.1	691	25.6
PR-WRW	331	7.6	201	12.3	129	4.8
Non-Caymanian	2,779	64.0	898	54.6	1,881	69.6
Age						
15 - 24	281	6.5	124	7.6	156	5.8
25 - 34	1,164	26.8	334	20.3	830	30.7
35 - 44	1,466	33.7	586	35.7	879	32.6
45 - 54	1,070	24.6	364	22.2	706	26.1
55 - 64	297	6.8	208	12.7	89	3.3
65+	67	1.6	41	1.5
Educational Attainment						
Middle	199	4.6	101	6.1	98	3.6
High	890	20.5	461	28.0	429	15.9
Post Secondary	1,217	28.0	461	28.0	757	28.0
College / University	2,004	46.1	621	37.8	1,383	51.2
Other	34	0.8	-	-	34	1.3

Table 4.17: Skill Related Underemployed Persons by Selected Characteristics and Status, Fall 2025

Age Group	Total		Caymanian		PR-WRW		Non Caymanian	
	#	%	#	%	#	%	#	%
Total	4,344	100.0	1,235	100.0	331	100.0	2,779	100.0
Sex								
Male	1,643	37.8	544	44.1	201	60.9	898	32.3
Female	2,701	62.2	691	55.9	129	39.1	1,881	67.7
Age								
15 - 24	281	6.5	151	12.2	-	-	130	4.7
25 - 34	1,164	26.8	306	24.8	30	9.1	827	29.8
35 - 44	1,466	33.7	311	25.2	160	48	995	35.8
45 - 54	1,070	24.6	263	21.3	93	28.0	714	25.7
55 - 64	297	6.8	167	13.6	48	14	82	2.9
65+	67	1.6	37	3.0	-	-	30	1.1
DK/NS	-	1.6	37	3.0	-	-	30	1.1
Educational Attainment								
Middle	199	4.6	47	3.8	-	-	151	5.5
High	890	20.5	352	28.5	42	12.7	496	17.8
Post Secondary	1,217	28.0	239	19.3	112	33.8	867	31.2
College / University	2,004	46.1	597	48.3	143	43.2	1,265	45.5
Other	34	0.8	-	-	34	10.3	-	-

Table 4.18: Skill Related Underemployed Persons by Age Group and Sex, Fall 2025

Age Group	Total		Male		Female		Sex Distribution	
	#	%	#	%	#	%	Male	Female
Total	4,344	100.0	1,643	100.0	2,701	100.0	37.8	62.2
15 - 24	281	6.5	124	7.6	156	5.8	44.3	55.7
25 - 34	1,164	26.8	334	20.3	830	30.7	28.7	71.3
35 - 44	1,466	33.7	586	35.7	879	32.6	40.0	60.0
45 - 54	1,070	24.6	364	22.2	706	26.1	34.0	66.0
55 - 64	297	6.8	208	12.7	89	3.3	70.1	29.9
65+	67	1.6	41	1.5	...	60.3

Table 4.19: Skill Related Underemployed Persons by Status and Sex, Fall 2025

Status	Total		Male		Female		Sex Distribution	
	#	%	#	%	#	%	Male	Female
Total	4,344	100.0	1,643	100.0	2,701	100.0	37.8	62.2
Caymanian	1,235	28.4	544	33.1	691	25.6	44.1	55.9
PR-WRW	331	7.6	201	12.3	129	4.8	60.9	39.1
Non Caymanian	2,779	64.0	898	54.6	1,881	69.6	32.3	67.7

Table 4.20: Skill Related Underemployed Persons by Age Group and Status, Fall 2025

Age Group	Total		Caymanian		PR-WRW		Non Caymanian		Status Distribution		
	#	%	#	%	#	%	#	%	Caymanian	PR-WRW	Non Caymanian
Total	4,344	100.0	1,235	100.0	331	100.0	2,779	100.0	28.4	7.6	64.0
15 - 24	281	6.5	151	12.2	-	-	130	4.7	53.8	-	46.2
25 - 34	1,164	26.8	306	24.8	30	9.1	827	29.8	26.3	2.6	71.1
35 - 44	1,466	33.7	311	25.2	160	48.4	995	35.8	21.2	10.9	67.9
45 - 54	1,070	24.6	263	21.3	93	28.0	714	25.7	24.6	8.7	66.8
55 - 64	297	6.8	167	13.6	48	14.4	82	2.9	56.4	16.1	27.5
65+	67	1.6	37	3.0	-	-	30	1.1	55.1	-	44.9

Table 4.21: Skill Related Underemployed Persons by Educational Attainment and Sex, Fall 2025

Educational Attainment	Total		Male		Female		Sex Distribution	
	#	%	#	%	#	%	Male	Female
Total	4,344	100.0	1,643	100.0	2,701	100.0	37.8	62.2
Middle	199	4.6	101	6.1	98	3.6	50.6	49.4
High	890	20.5	461	28.0	429	15.9	51.8	48.2
Post Secondary	1,217	28.0	461	28.0	757	28.0	37.8	62.2
College / University	2,004	46.1	621	37.8	1,383	51.2	31.0	69.0
Other	34	0.8	-	-	34	1.3	-	100.0

Table 4.22: Skill Related Underemployed Persons by Educational Attainment and Status, Fall 2025

Educational Attainment	Total		Caymanian		PR-WRW		Non Caymanian		Status Distribution		
	#	%	#	%	#	%	#	%	Caymanian	PR-WRW	Non Caymanian
Total	4,344	100.0	582	100.0	133	100.0	583	100.0	13.4	3.1	13.4
Primary and below	50	3.9	50	8.6	-	-	-	-	100.0	-	-
Middle	107	8.2	74	12.7	-	-	33	5.6	69.4	-	30.6
High	590	45.4	325	55.8	99	74.5	166	28.4	55.1	16.8	28.1
Post Secondary	281	21.6	49	8.4	-	-	232	39.8	17.5	-	82.5
College / University	264	20.3	77	13.2	34	25.5	153	26.2	29.1	12.9	58.0
Not Stated	-	-	-	-	...	-	-

Table 4.23: Skill Related Underemployed Persons by Sex, Status, and With or Without Education Training, Fall 2025

Selected Characteristics	Total	With Training	Without Training	Not Stated	Percent Distribution	
					With Training	Without Training
Total	4,344	1,238	3,016	90	28.5	69.4
Male	1,643	503	1,073	68	30.6	65.3
Female	2,701	735	1,943	22	27.2	71.9
Caymanian	1,235	423	744	68	34.3	60.2
PR-WRW	331	79	252	-	23.7	76.3
Non-Caymanian	2,779	736	2,020	22	26.5	72.7

Table 4.24: Skill Related Underemployed Persons by Sex, Status, and With or Without Training, Fall 2025

Selected Characteristics	Total	With Training	Without Training	Not Stated	Percent Distribution	
					With Training	Without Training
Total	4,344	3,259	1,026	59	75.0	23.6
Male	1,643	1,111	499	33	67.6	30.4
Female	2,701	2,148	526	27	79.5	19.5
Caymanian	1,235	811	397	27	65.7	32.2
PR-WRW	331	253	78	-	76.4	23.6
Non-Caymanian	2,779	2,195	551	33	79.0	19.8

Table 4.25: Skill Related Underemployed Persons by Main Reason for Working Less than 30 hours and Sex, Fall 2025

Educational Attainment	Total		Male		Female		Sex Distribution	
	#	%	#	%	#	%	Male	Female
Total	45	100.0	-	-	45	100.0	-	100.0
Vacation / Holiday	-	-	-	...
Temporary Illness / Injury / medical reason	-	-	-	...

Table 4.26: Skill Related Underemployed Persons by Main Reason for Working Less than 30 hours and Status, Fall 2025

Educational Attainment	Total		Caymanian		PR-WRW		Non Caymanian		Status Distribution		
	#	%	#	%	#	%	#	%	Caymanian	PR-WRW	Non Caymanian
Total	45	100.0	-	-	-	-	45	100.0	-	-	100.0
Vacation / Holiday	-	-	-	-	-	-	-
Temporary Illness / Injury / medical reason	-	-	-	-	-	-	-

Table 4.27: Skill Related Underemployed Persons by Occupation and Sex, Fall 2025

Occupation	Total		Male		Female		Sex Distribution	
	#	%	#	%	#	%	Male	Female
Total	4,344	100.0	1,643	100.0	2,701	100.0	37.8	62.2
Managers	214	4.9	115	7.0	100	3.7	53.5	46.5
Professionals	494	11.4	93	5.7	400	14.8	18.9	81.1
Technicians and Associate Professionals	599	13.8	217	13.2	382	14.2	36.2	63.8
Clerical Support Workers	292	6.7	131	7.9	161	6.0	44.7	55.3
Service and Sales Workers	1,189	27.4	364	22.1	825	30.5	30.6	69.4
Skilled agricultural, forestry and fishery workers	141	3.2	89	5.4	52	1.9	63.1	36.9
Craft and related trades workers	288	6.6	262	15.9	90.7	...
Plant and machine operators, and assemblers	107	2.5	91	5.5	84.8	...
Elementary occupations	1,020	23.5	283	17.2	737	27.3	27.8	72.2

Table 4.28: Skill Related Underemployed Persons by Occupation and Status, Fall 2025

Occupation	Total		Caymanian		PR-WRW		Non Caymanian		Status Distribution		
	#	%	#	%	#	%	#	%	Caymanian	PR-WRW	Non Caymanian
Total	4,344	100.0	1,235	100.0	331	100.0	2,779	100.0	28.4	7.6	64.0
Managers	214	4.9	102	8.3	-	-	112	4.0	47.6	-	52.4
Professionals	494	11.4	276	22.4	30	9.1	187	6.7	56.0	6.1	37.9
Technicians and Associate Professionals	599	13.8	265	21.4	30	9.1	304	11.0	44.2	5.0	50.8
Clerical Support Workers	292	6.7	163	13.2	51	15.5	78	2.8	55.8	17.6	26.6
Service and Sales Workers	1,189	27.4	138	11.1	92	27.9	959	34.5	11.6	7.8	80.7
Skilled agricultural, forestry and fishery workers	141	3.2	-	-	-	-	141	5.1	-	-	100.0
Craft and related trades workers	288	6.6	126	10.2	-	-	162	5.8	43.7	-	56.3
Plant and machine operators, and assemblers	107	2.5	48	14.4	39	1.4	...	44.5	36.2
Elementary occupations	1,020	23.5	145	11.7	79	23.9	796	28.7	14.2	7.7	78.1

Table 4.29: Skill Related Underemployed Persons by Industry and Sex, Fall 2025

Industry	Total		Male		Female		Sex Distribution	
	#	%	#	%	#	%	Male	Female
Total	4,344	100.0	1,643	100.0	2,701	100.0	37.8	62.2
Agriculture, forestry and fishing	125	2.9	73	4.4	52	1.9	58.3	41.7
Manufacturing	45	1.0
Construction	460	10.6	426	25.9	34	1.3	92.6	7.4
Wholesale and retail trade; repair of motor vehicles and motorcycles	738	17.0	264	16.1	474	17.5	35.8	64.2
Transportation and storage	75	1.7	54	3.3	72.5	...
Accommodation	477	11.0	232	14.1	244	9.1	48.7	51.3
Restaurants and Mobile Food Services Activities	164	3.8	-	-	164	6.1	-	100.0
Information and communication	-	-	-	...
Financial and insurance activities	174	4.0	-	-	174	6.4	-	100.0
Real estate activities	41	1.0	41	2.5	-	-	100.0	-
Professional, scientific and technical activities	198	4.6	95	5.8	103	3.8	48.1	51.9
Administrative and support service activities	405	9.3	127	7.7	279	10.3	31.3	68.7
Public administration and defence; compulsory social security	235	5.4	110	6.7	125	4.6	46.8	53.2
Education	224	5.2	41	2.5	183	6.8	18.4	81.6
Human health and social work activities	181	4.2	35	2.1	145	5.4	19.5	80.5
Arts, entertainment and recreation	120	2.8	54	3.3	67	2.5	44.5	55.5
Other service activities	94	2.2	-	-	94	3.5	-	100.0
Activities of households as employers	556	12.8	47	2.9	509	18.8	8.5	91.5
Not Stated	-	-	...	-

Table 4.30: Skill Related Underemployed Persons by Industry and Status, Fall 2025

Industry	Total		Caymanian		PR-WRW		Non Caymanian		Status Distribution		
	#	%	#	%	#	%	#	%	Caymanian	PR-WRW	Non Caymanian
Total	4,344	100.0	1,235	100.0	331	100.0	2,779	100.0	28.4	7.6	64.0
Agriculture, forestry and fishing	125	2.9	-	-	-	-	125	4.5	-	-	156.3
Manufacturing	45	1.0	-	-	-	-	45	1.6	-	-	100.0
Construction	460	10.6	191	15.5	62	18.6	207	7.5	41.5	13.4	45.1
Wholesale and retail trade; repair of motor vehicles and motorcycles	738	17.0	91	7.3	108	32.7	539	19.4	12.3	14.7	73.1
Transportation and storage	75	1.7	32	9.6	42.4	...
Accommodation	477	11.0	54	4.3	51	15.5	372	13.4	11.2	10.8	78.0
Restaurants and Mobile Food Services Activities	164	3.8	-	-	-	-	164	5.9	-	-	100.0
Information and communication	-	-	-	-	...	-	-
Financial and insurance activities	174	4.0	174	14.1	-	-	-	-	100.0	-	-
Real estate activities	41	1.0	41	3.4	-	-	-	-	100.0	-	-
Professional, scientific and technical activities	198	4.6	101	8.2	-	-	97	3.5	51.0	-	49.0
Administrative and support service activities	405	9.3	30	9.1	358	12.9	...	7.5	88.2
Public administration and defence; compulsory social security	235	5.4	137	11.1	30	9.1	67	2.4	58.4	12.9	28.7
Education	224	5.2	137	11.1	-	-	87	3.1	61.0	-	39.0
Human health and social work activities	181	4.2	106	8.6	-	-	75	2.7	58.8	-	41.2
Arts, entertainment and recreation	120	2.8	80	6.5	66.8
Other service activities	94	2.2	27	2.2	-	-	67	2.4	28.4	-	71.6
Activities of households as employers	556	12.8	27	2.2	-	-	529	19.1	4.8	-	95.2
Not Stated	-	-	-	-	...	-	-

Table 4.31 Average Usual Hours Worked by Underemployed Persons per Week by Industry and Sex, Fall 2025

Industry	Total	Male	Female
Total	17.9	19.1	17.3
Agriculture, forestry and fishing	12.0	-	12.0
Construction	23.3	23.2	23.5
Wholesale and retail trade; repair of motor vehicles and motorcycles	23.9	24.0	23.9
Transportation and storage	24.5	24.5	-
Accommodation	15.7	-	15.7
Restaurants and Mobile Food Services Activities	20.0	20.0	-
Information and communication	20.0	-	20.0
Real estate activities	25.0	-	25.0
Administrative and support service activities	12.1	12.1	-
Public administration and defence; compulsory social security	23.0	23.0	-
Education	11.7	-	11.7
Human health and social work activities	20.0	-	20.0
Other service activities	9.9	-	9.9
Activities of households as employers	17.3	-	17.3
Not Stated	18.6	16.0	20.0

Table 4.32: Average Usual Hours Worked by Underemployed Persons per Week by Industry and Status, Fall 2025

Industry	Total	Caymanian	PR WRW	Non Caymanian
Total	17.9	16.9	16.9	20.7
Agriculture, forestry and fishing	12.0	12.0	-	-
Construction	23.3	20.0	25.0	20.0
Wholesale and retail trade; repair of motor vehicles and motorcycles	23.9	23.9	-	24.0
Transportation and storage	24.5	20.0	-	26.0
Accommodation	15.7	20.0	12.0	-
Restaurants and Mobile Food Services Activities	20.0	20.0	-	-
Information and communication	20.0	-	20.0	-
Real estate activities	25.0	25.0	-	-
Administrative and support service activities	12.1	19.1	5.0	-
Public administration and defence; compulsory social security	23.0	23.0	-	-
Education	11.7	11.7	-	-
Human health and social work activities	20.0	20.0	-	-
Other service activities	9.9	9.9	-	-
Activities of households as employers	17.3	15.3	-	18.7
Not Stated	18.6	16.0	-	20.0

Table 4.33: Average Actual Hours Worked by Underemployed Persons per Week by Industry and Sex, Fall 2025

Industry	Total	Male	Female
Total	16.3	14.4	18.0
Agriculture, forestry and fishing	12.0	-	12.0
Construction	12.3	10.4	23.5
Wholesale and retail trade; repair of motor vehicles and motorcycles	23.9	24.0	23.9
Transportation and storage	24.7	24.5	25.0
Accommodation	19.0	22.3	16.8
Restaurants and Mobile Food Services Activities	17.4	17.4	-
Information and communication	13.9	-	20.0
Real estate activities	25.0	-	25.0
Professional, scientific and technical activities	15.0	-	15.0
Administrative and support service activities	14.3	11.2	19.0
Public administration and defence; compulsory social security	15.0	15.0	-
Education	18.2	-	18.2
Human health and social work activities	20.0	-	20.0
Arts, entertainment and recreation	16.0	16.0	-
Other service activities	7.2	-	9.9
Activities of households as employers	17.2	16.0	17.4
Not Stated	13.9	8.0	20.0

Table 4.34: Average Actual Hours Worked by Underemployed Persons per Week by Industry and Status, Fall 2025

Industry	Total	Caymanian	PR WRW	Non
				Caymanian
Total	16.3	13.9	16.9	18.4
Agriculture, forestry and fishing	12.0	12.0	-	-
Construction	12.3	7.5	25.0	7.6
Wholesale and retail trade; repair of motor vehicles and motorcycles	23.9	23.9	-	24.0
Transportation and storage	24.7	23.9	-	26.0
Accommodation	19.0	6.3	12.0	22.5
Restaurants and Mobile Food Services Activities	17.4	13.9	-	28.0
Information and communication	13.9	-	20.0	-
Real estate activities	25.0	25.0	-	-
Professional, scientific and technical activities	15.0	15.0	-	-
Administrative and support service activities	14.3	17.4	5.0	19.0
Public administration and defence; compulsory social security	15.0	15.0	-	-
Education	18.2	11.7	-	28.0
Human health and social work activities	20.0	20.0	-	-
Arts, entertainment and recreation	16.0	-	-	16.0
Other service activities	7.2	9.9	-	-
Activities of households as employers	17.2	15.5	-	18.5
Not Stated	13.9	8.0	-	20.0

Table 4.35: Minimum Educational Attainment Required for Current Post by Sex, Fall 2025

Minimum Educational attainment required	Total		Male		Female		Sex Distribution	
	#	%	#	%	#	%	Male	Female
Total	63,289	100.0	32,398	100.0	30,891	100.0	51.2	48.8
No minimum	9,215	14.6	4,360	13.5	4,855	15.7	47.3	52.7
Some high school	7,651	12.1	3,702	11.4	3,948	12.8	48.4	51.6
High school diploma	11,460	18.1	5,469	16.9	5,991	19.4	47.7	52.3
Community college	3,731	5.9	1,668	5.1	2,063	6.7	44.7	55.3
Trade qualification	8,547	13.5	6,875	21.2	1,672	5.4	80.4	19.6
Private specialized training institution	3,306	5.2	1,597	4.9	1,709	5.5	48.3	51.7
University Degree	18,534	29.3	8,229	25.4	10,306	33.4	44.4	55.6
DK/NS	845	1.3	498	1.5	347	1.1	59.0	41.0

Table 4.36: Minimum Educational Attainment Required for Current Post by Status, Fall 2025

Minimum Educational attainment required	Total		Caymanian		PR-WRW		Non Caymanian		Status Distribution		
	#	%	#	%	#	%	#	%	Caymanian	PR-WRW	Non Caymanian
Total	63,289	100.0	24,358	100.0	5,514	100.0	33,416	100.0	38.5	8.7	52.8
No minimum	9,215	14.6	2,478	10.2	546	9.9	6,191	18.5	26.9	5.9	67.2
Some high school	7,651	12.1	2,456	10.1	517	9.4	4,678	14.0	32.1	6.8	61.1
High school diploma	11,460	18.1	5,291	21.7	722	13.1	5,447	16.3	46.2	6.3	47.5
Community college	3,731	5.9	2,010	8.3	330	6.0	1,391	4.2	53.9	8.8	37.3
Trade qualification	8,547	13.5	2,481	10.2	809	14.7	5,256	15.7	29.0	9.5	61.5
Private specialized training institution	3,306	5.2	1,364	5.6	432	7.8	1,510	4.5	41.3	13.1	45.7
University Degree	18,534	29.3	7,820	32.1	2,068	37.5	8,647	25.9	42.2	11.2	46.7
DK/NS	845	1.3	459	1.9	91	1.6	295	0.9	54.3	10.7	35.0

Table 4.37: Minimum Work Experience Required for Current Post by Sex, Fall 2025

Minimum work experience required	Total		Male		Female		Sex Distribution	
	#	%	#	%	#	%	Male	Female
Total	63,289	100.0	32,398	100.0	30,891	100.0	51.2	48.8
No minimum	9,866	15.6	4,584	14.1	5,282	17.1	46.5	53.5
Less than 1 year	13,888	21.9	7,381	22.8	6,508	21.1	53.1	46.9
1 - 2 years	14,973	23.7	7,337	22.6	7,636	24.7	49.0	51.0
3 - 4 years	8,293	13.1	3,827	11.8	4,465	14.5	46.2	53.8
5 years or more	15,238	24.1	8,580	26.5	6,657	21.6	56.3	43.7
DK/NS	1,032	1.6	689	2.1	342	1.1	66.8	33.2

Table 4.38: Minimum Work Experience Required for Current Post by Status, Fall 2025

Minimum work experience required	Total		Caymanian		PR-WRW		Non Caymanian		Status Distribution		
	#	%	#	%	#	%	#	%	Caymanian	PR-WRW	Non Caymanian
Total	63,289	100.0	24,358	100.0	5,514	100.0	33,416	100.0	38.5	8.7	52.8
No minimum	9,866	15.6	3,740	15.4	566	10.3	5,560	16.6	37.9	5.7	56.4
Less than 1 year	13,888	21.9	5,148	21.1	1,079	19.6	7,661	22.9	37.1	7.8	55.2
1 - 2 years	14,973	23.7	5,009	20.6	1,178	21.4	8,786	26.3	33.5	7.9	58.7
3 - 4 years	8,293	13.1	3,457	14.2	715	13.0	4,120	12.3	41.7	8.6	49.7
5 years or more	15,238	24.1	6,507	26.7	1,901	34.5	6,829	20.4	42.7	12.5	44.8
DK/NS	1,032	1.6	497	2.0	75	1.4	460	1.4	48.2	7.3	44.5

Table 4.39: Qualification Comparison of Current Post by Sex, Fall 2025

Qualification for current job	Total		Male		Female		Sex Distribution	
	#	%	#	%	#	%	Male	Female
Total	63,289	100.0	32,398	100.0	30,891	100.0	51.2	48.8
Underqualified	1,320	2.1	803	2.5	517	1.7	60.9	39.1
Overqualified	11,818	18.7	5,315	16.4	6,502	21.0	45.0	55.0
Exact Match	49,113	77.6	25,632	79.1	23,481	76.0	52.2	47.8
DK/NS	1,038	1.6	647	2.0	390	1.3	62.4	37.6

Table 4.40: Qualification Comparison of Current Post by Status, Fall 2025

Qualification for current job	Total		Caymanian		PR-WRW		Non Caymanian		Status Distribution		
	#	%	#	%	#	%	#	%	Caymanian	PR-WRW	Non Caymanian
Total	63,289	100.0	24,358	100.0	5,514	100.0	33,416	100.0	38.5	8.7	52.8
Underqualified	1,320	2.1	592	2.4	48	0.9	680	2.0	44.9	3.6	51.5
Overqualified	11,818	18.7	4,152	17.0	908	16.5	6,758	20.2	35.1	7.7	57.2
Exact Match	49,113	77.6	19,227	78.9	4,434	80.4	25,452	76.2	39.1	9.0	51.8
DK/NS	1,038	1.6	387	1.6	125	2.3	526	1.6	37.3	12.0	50.7

Table 4.41: Estimated Skill required to train someone by Sex, Fall 2025

Length of Training required for current job	Total		Male		Female		Sex Distribution	
	#	%	#	%	#	%	Male	Female
Total	63,289	100.0	32,398	100.0	30,891	100.0	51.2	48.8
No training required	2,497	3.9	1,112	3.4	1,385	4.5	44.5	55.5
1 week or less	6,548	10.3	2,381	7.3	4,167	13.5	36.4	63.6
2 - 4 weeks	10,537	16.6	4,983	15.4	5,554	18.0	47.3	52.7
1 - 3 months	10,231	16.2	5,067	15.6	5,164	16.7	49.5	50.5
3 - 6 months	7,864	12.4	4,531	14.0	3,333	10.8	57.6	42.4
More than 6 months	24,160	38.2	13,592	42.0	10,568	34.2	56.3	43.7
DK/NS	1,451	2.3	731	2.3	720	2.3	50.4	49.6

Table 4.42: Estimated Skill required to train someone by Status, Fall 2025

Length of Training required for current job	Total		Caymanian		PR-WRW		Non Caymanian		Status Distribution		
	#	%	#	%	#	%	#	%	Caymanian	PR-WRW	Non Caymanian
Total	63,289	100.0	24,358	100.0	5,514	100.0	33,416	100.0	38.5	8.7	52.8
No training required	2,497	3.9	749	3.1	148	2.7	1,600	4.8	30.0	5.9	64.1
1 week or less	6,548	10.3	1,434	5.9	246	4.5	4,868	14.6	21.9	3.8	74.3
2 - 4 weeks	10,537	16.6	3,577	14.7	713	12.9	6,247	18.7	33.9	6.8	59.3
1 - 3 months	10,231	16.2	4,218	17.3	622	11.3	5,392	16.1	41.2	6.1	52.7
3 - 6 months	7,864	12.4	3,544	14.6	753	13.7	3,567	10.7	45.1	9.6	45.4
More than 6 months	24,160	38.2	10,250	42.1	2,820	51.1	11,089	33.2	42.4	11.7	45.9
DK/NS	1,451	2.3	585	2.4	212	3.8	654	2.0	40.3	14.6	45.1

Table 4.43: Relevance of Current Job to education, training, and experience by Sex, Fall 2025

Current Job related to education and experience	Total		Male		Female		Sex Distribution	
	#	%	#	%	#	%	Male	Female
Total	63,289	100.0	32,398	100.0	30,891	100.0	51.2	48.8
Closely related	10,321	16.3	5,452	16.8	4,869	15.8	52.8	47.2
Exactly related	40,139	63.4	21,009	64.8	19,130	61.9	52.3	47.7
Somewhat related	7,343	11.6	3,167	9.8	4,176	13.5	43.1	56.9
Not at all related	4,932	7.8	2,490	7.7	2,443	7.9	50.5	49.5
DK/NS	554	0.9	281	0.9	273	0.9	50.8	49.2

Table 4.44: Relevance of Current Job to education, training, and experience by Status, Fall 2025

Current Job related to education and experience	Total		Caymanian		PR-WRW		Non Caymanian		Status Distribution		
	#	%	#	%	#	%	#	%	Caymanian	PR-WRW	Non Caymanian
Total	63,289	100.0	24,358	100.0	5,514	100.0	33,416	100.0	38.5	8.7	52.8
Closely related	10,321	16.3	3,942	16.2	970	17.6	5,410	16.2	38.2	9.4	52.4
Exactly related	40,139	63.4	15,502	63.6	3,432	62.2	21,204	63.5	38.6	8.6	52.8
Somewhat related	7,343	11.6	2,999	12.3	540	9.8	3,803	11.4	40.8	7.4	51.8
Not at all related	4,932	7.8	1,643	6.7	481	8.7	2,808	8.4	33.3	9.8	56.9
DK/NS	554	0.9	272	1.1	91	1.6	191	0.6	49.1	16.4	34.5

Table 4.45: Preference of Job more related to current education, training, and experience by Sex, Fall 2025

Job Preference	Total		Male		Female		Sex Distribution	
	#	%	#	%	#	%	Male	Female
Total	22,596	100.0	11,108	100.0	11,488	100.0	49.2	50.8
Yes	9,174	40.6	4,017	36.2	5,158	44.9	43.8	56.2
No	13,176	58.3	6,868	61.8	6,307	54.9	52.1	47.9
DK/NS	246	1.1	223	2.0	22	0.2	90.9	9.1

Table 4.46: Preference of Job more related to current education, training, and experience by Status, Fall 2025

Job Preference	Total		Caymanian		PR-WRW		Non Caymanian		Status Distribution		
	#	%	#	%	#	%	#	%	Caymanian	PR-WRW	Non Caymanian
Total	22,596	100.0	8,584	100.0	1,991	100.0	12,021	100.0	38.0	8.8	53.2
Yes	9,174	40.6	3,058	35.6	785	39.4	5,332	44.4	33.3	8.6	58.1
No	13,176	58.3	5,473	63.8	1,176	59.1	6,527	54.3	41.5	8.9	49.5
DK/NS	246	1.1	54	0.6	30	1.5	162	1.3	21.8	12.3	65.9

Table 4.47: Persons actively seeking a job more related to current education, training, and experience by Sex, Fall 2025

Actively Seeking job more related	Total		Male		Female		Sex Distribution	
	#	%	#	%	#	%	Male	Female
Total	22,596	100.0	11,108	100.0	11,488	100.0	49.2	50.8
Yes	2,402	10.6	1,138	10.2	1,265	11.0	47.4	52.6
No	20,143	89.1	9,941	89.5	10,202	88.8	49.4	50.6
DK/NS	51	0.2	30	0.3	21	0.2	59.5	40.5

Table 4.48: Persons actively seeking a job more related to current education, training, and experience by Status, Fall 2025

Actively Seeking job more related	Total		Caymanian		PR-WRW		Non Caymanian		Status Distribution		
	#	%	#	%	#	%	#	%	Caymanian	PR-WRW	Non Caymanian
Total	22,596	100.0	8,584	100.0	1,991	100.0	12,021	100.0	38.0	8.8	53.2
Yes	2,402	10.6	937	10.9	402	20.2	1,063	8.8	39.0	16.7	44.3
No	20,143	89.1	7,626	88.8	1,559	78.3	10,958	91.2	37.9	7.7	54.4
DK/NS	51	0.2	21	0.2	30	1.5	-	-	40.5	59.5	-

SECTION 5: UNEMPLOYED

Table 5.1: Unemployed Persons by Selected Characteristics and Sex, Fall 2025

Age Group	Total		Male		Female	
	#	%	#	%	#	%
Total	1,700	100.0	822	100.0	878	100.0
Status						
Caymanian	1,045	61.5	550	66.9	495	56.4
PR-WRW	128	7.6	61	7.4	68	7.7
Non-Caymanian	526	31.0	211	25.7	315	35.9
Age						
15 - 24	490	28.8	294	35.7	196	22.3
25 - 34	435	25.6	113	13.8	322	36.7
35 - 44	289	17.0	116	14.1	173	19.8
45 - 54	249	14.7	227	27.6
55 - 64	229	13.5	65	7.9	164	18.7
65+	-	-
Educational Attainment						
Primary and below	83	4.9	63	7.6
Middle	34	2.0	-	-	34	3.9
High	1,062	62.5	559	68.0	503	57.4
Post Secondary	198	11.6	141	17.2	56	6.4
College / University	323	19.0	59	7.2	264	30.0

Table 5.2: Unemployed Persons by Selected Characteristics and Status, Fall 2025

Age Group	Total		Caymanian		PR-WRW		Non Caymanian	
	#	%	#	%	#	%	#	%
Total	1,700	100.0	1,045	100.0	128	100.0	526	100.0
Sex								
Male	822	48.4	550	52.7	61	47.1	211	40.2
Female	878	51.6	495	47.3	68	52.9	315	59.8
Age								
15 - 24	490	28.8	490	46.9	-	-	-	-
25 - 34	435	25.6	159	15.2	-	-	276	52.5
35 - 44	289	17.0	111	10.6	-	-	179	33.9
45 - 54	249	14.7	133	12.8	61	47.1	55	10.5
55 - 64	229	13.5	145	13.9	68	52.9
65+	-	-	-	-
Educational Attainment								
Primary and below	83	4.9	-	-	55	10.5
Middle	34	2.0	-	-	34	26.4	-	-
High	1,062	62.5	757	72.4	94	73.6	211	40.1
Post Secondary	198	11.6	142	13.6	-	-	55	10.5
College / University	323	19.0	118	11.3	-	-	205	38.9

Table 5.3: Unemployed Persons by Age Group and Sex, Fall 2025

Age Group	Total		Male		Female		Sex Distribution	
	#	%	#	%	#	%	Male	Female
Total	1,700	100.0	822	100.0	878	100.0	48.4	51.6
15 - 24	490	28.8	294	35.7	196	22.3	60.0	40.0
25 - 34	435	25.6	113	13.8	322	36.7	26.0	74.0
35 - 44	289	17.0	116	14.1	173	19.8	40.1	59.9
45 - 54	249	14.7	227	27.6	91.1	...
55 - 64	229	13.5	65	7.9	164	18.7	28.4	71.6
65+	-	-	...	-

Table 5.4: Unemployed Persons by Status and Sex, Fall 2025

Status	Total		Male		Female		Sex Distribution	
	#	%	#	%	#	%	Male	Female
Total	1,700	100.0	822	100.0	878	100.0	48.4	51.6
Caymanian	1,045	61.5	550	66.9	495	56.4	52.7	47.3
PR-WRW	128	7.6	61	7.4	68	7.7	47.1	52.9
Non Caymanian	526	31.0	211	25.7	315	35.9	40.2	59.8

Table 5.5: Unemployed Persons by Age Group and Status, Fall 2025

Age Group	Total		Caymanian		PR-WRW		Non Caymanian		Status Distribution		
	#	%	#	%	#	%	#	%	Caymanian	PR-WRW	Non Caymanian
Total	1,700	100.0	1,045	100.0	128	100.0	526	100.0	61.5	7.6	31.0
15 - 24	490	28.8	490	46.9	-	-	-	-	100.0	-	-
25 - 34	435	25.6	159	15.2	-	-	276	52.5	36.5	-	63.5
35 - 44	289	17.0	111	10.6	-	-	179	33.9	38.2	-	61.8
45 - 54	249	14.7	133	12.8	61	47.1	55	10.5	53.6	24.3	22.2
55 - 64	229	13.5	145	13.9	68	52.9	63.3	29.6	...
65+	-	-	-	-	...	-	-

Table 5.6: Unemployed Persons by Educational Attainment and Sex, Fall 2025

Educational Attainment	Total		Male		Female		Sex Distribution	
	#	%	#	%	#	%	Male	Female
Total	1,700	100.0	822	100.0	878	100.0	48.4	51.6
Primary and below	83	4.9	63	7.6	75.3	...
Middle	34	2.0	-	-	34	3.9	-	100.0
High	1,062	62.5	559	68.0	503	57.4	52.6	47.4
Post Secondary	198	11.6	141	17.2	56	6.4	71.6	28.4
College / University	323	19.0	59	7.2	264	30.0	18.4	81.6

Table 5.7: Unemployed Persons by Educational Attainment and Status, Fall 2025

Educational Attainment	Total		Caymanian		PR-WRW		Non Caymanian		Status Distribution		
	#	%	#	%	#	%	#	%	Caymanian	PR-WRW	Non Caymanian
Total	1,700	100.0	1,045	100.0	128	100.0	526	100.0	61.5	7.6	31.0
Primary and below	83	4.9	-	-	55	10.5	...	-	66.4
Middle	34	2.0	-	-	34	26.4	-	-	-	100.0	-
High	1,062	62.5	757	72.4	94	73.6	211	40.1	71.2	8.9	19.9
Post Secondary	198	11.6	142	13.6	-	-	55	10.5	72.1	-	27.9
College / University	323	19.0	118	11.3	-	-	205	38.9	36.6	-	63.4

Table 5.8: Unemployed Persons by Reason Without Work and Sex, Fall 2025

Main Reason Not Working	Total		Male		Female		Sex Distribution	
	#	%	#	%	#	%	Male	Female
Total	1,700	100.0	822	100.0	878	100.0	48.4	51.6
Student / in training	244	14.4	88	10.7	157	17.8	35.9	64.1
Home / family duties	202	11.9	86	10.5	115	13.2	42.8	57.2
Retired	-	-	...	-
Temporary Illness / Injury / medical reasons	-	-	-	...
Infirmity / Disabled	-	-	-	...
Waiting for work permit	88	5.2	65	8.0	74.4	...
Waiting for permanent residence approval	34	2.0	-	-	34	3.9	-	100.0
Seasonal inactivity	45	2.6	45	5.5	-	-	100.0	-
No work available	974	57.3	523	63.6	451	51.4	53.7	46.3
Tired of looking	34	2.0	-	-	34	3.9	-	100.0
Other	37	2.2	29	3.4	...	80.0

Table 5.9: Unemployed Persons by Reason Without Work and Status, Fall 2025

Main Reason Not Working	Total		Caymanian		PR-WRW		Non Caymanian		Status Distribution		
	#	%	#	%	#	%	#	%	Caymanian	PR-WRW	Non Caymanian
Total	1,700	100.0	1,045	100.0	128	100.0	526	100.0	61.5	7.6	31.0
Student / in training	244	14.4	206	19.7	-	-	39	7.4	84.1	-	15.9
Home / family duties	202	11.9	150	14.3	-	-	52	9.9	74.2	-	25.8
Retired	-	-	-	-	...	-	-
Temporary Illness / Injury / medical reasons	-	-	-	-	...	-	-
Infirmity / Disabled	-	-	-	-	...	-	-
Waiting for work permit	88	5.2	-	-	-	-	88	16.7	-	-	100.0
Waiting for permanent residence approval	34	2.0	-	-	34	26.4	-	-	-	100	-
Seasonal inactivity	45	2.6	30	23.6	-	-	...	67	-
No work available	974	57.3	596	57.1	30	23.6	348	66.1	61.2	3	35.7
Tired of looking	34	2.0	-	-	34	26.4	-	-	-	100	-
Other	37	2.2	37	3.5	-	-	-	-	100.0	-	-

Table 5.10: Unemployed Persons by Preferred Future Occupation and Sex, Fall 2025

Occupation	Total		Male		Female		Sex Distribution	
	#	%	#	%	#	%	Male	Female
Total	1,700	100.0	822	100.0	878	100.0	48.4	51.6
Managers	59	3.5	-	-	59	6.8	-	100.0
Professionals	221	13.0	47	5.8	173	19.8	21.4	78.6
Technicians and Associate Professionals	189	11.1	33	4.0	157	17.8	17.3	82.7
Clerical Support Workers	215	12.6	33	4.0	182	20.7	15.3	84.7
Service and Sales Workers	257	15.1	137	16.7	120	13.7	53.3	46.7
Skilled agricultural, forestry and fishery workers	112	6.6	112	13.6	-	-	100.0	-
Craft and related trades workers	172	10.1	144	17.5	28	3.2	83.7	16.3
Plant and machine operators, and assemblers	55	3.2	55	6.7	-	-	100.0	-
Elementary occupations	262	15.4	179	21.8	83	9.5	68.3	31.7
Not Stated	158	9.3	83	10.1	75	8.6	52.4	47.6

Table 5.11: Unemployed Persons by Preferred Future Occupation and Status, Fall 2025

Occupation	Total		Caymanian		PR-WRW		Non Caymanian		Status Distribution		
	#	%	#	%	#	%	#	%	Caymanian	PR-WRW	Non Caymanian
Total	1,700	100.0	1,045	100.0	128	100.0	526	100.0	61.5	7.6	31.0
Managers	59	3.5	-	-	52	9.9	...	-	87.6
Professionals	221	13.0	127	12.1	-	-	94	17.8	57.4	-	42.6
Technicians and Associate Professionals	189	11.1	62	5.9	-	-	127	24.2	32.8	-	67.2
Clerical Support Workers	215	12.6	192	18.4	-	-	89.5	-	...
Service and Sales Workers	257	15.1	142	13.6	30	23.6	85	16.1	55.2	12	33.0
Skilled agricultural, forestry and fishery workers	112	6.6	-	-	85	16.1	...	-	76.0
Craft and related trades workers	172	10.1	172	16.5	-	-	-	-	100.0	-	-
Plant and machine operators, and assemblers	55	3.2	55	5.3	-	-	-	-	100.0	-	-
Elementary occupations	262	15.4	137	13.1	64	50.0	61	11.6	52.2	24	23.4
Not Stated	158	9.3	124	11.9	34	26.4	-	-	78.6	21	-

Table 5.12: Unemployed Persons by Preferred Future Industry and Sex, Fall 2025

Industry	Total		Male		Female		Sex Distribution	
	#	%	#	%	#	%	Male	Female
Total	1,700	100.0	822	100.0	878	100.0	48.4	51.6
Mining and quarrying	30	1.8	30	3.7	-	-	100.0	-
Construction	233	13.7	226	27.5	96.8	...
Wholesale and retail trade; repair of motor vehicles and motorcycles	248	14.6	159	19.4	88	10.1	64.3	35.7
Transportation and storage	-	-	...	-
Accommodation	102	6.0	33	4.0	69	7.9	32.1	67.9
Information and communication	33	1.9	-	-	33	4	-	100.0
Financial and insurance activities	87	5.1	67	7.6	...	76.5
Real estate activities	-	-	-	...
Professional, scientific and technical activities	77	4.6	-	-	77	8.8	-	100.0
Public administration and defence; compulsory social security	162	10	28	3.4	134	15	17.3	82.7
Education	-	-	-	...
Human health and social work activities	-	-	-	...
Arts, entertainment and recreation	53	3.1	53	6.5	-	-	100.0	-
Activities of households as employers	53	3	30	3.7	57.4	...
Not Stated	568	33.4	232	28.2	336	38.3	40.8	59.2

Table 5.13: Unemployed Persons by Preferred Future Industry and Status, Fall 2025

Industry	Total		Caymanian		PR-WRW		Non Caymanian		Status Distribution		
	#	%	#	%	#	%	#	%	Caymanian	PR-WRW	Non Caymanian
Total	1,700	100.0	1,045	100.0	128	100.0	526	100.0	61.5	7.6	31.0
Mining and quarrying	30	1.8	-	-	30	23.6	-	-	-	1,324	-
Construction	233	13.7	217	20.8	-	-	93.0	-	...
Wholesale and retail trade; repair of motor vehicles and motorcycles	248	14.6	225	21.5	-	-	90.9	-	...
Transportation and storage	-	-	-	-	...	-	-
Accommodation	102	6.0	69	6.6	-	-	33	6.2	67.9	-	32
Information and communication	33	1.9	-	-	-	-	33	6.2	-	-	100.0
Financial and insurance activities	87	5.1	49	4.7	-	-	39	7.4	55.7	-	44.3
Real estate activities	-	-	-	-	...	-	-
Professional, scientific and technical activities	77	4.6	55	5.3	-	-	70.9	-	...
Public administration and defence; compulsory social security	162	9.5	90	8.6	-	-	72	13.7	56	-	44.4
Education	-	-	-	-	...	-	-
Human health and social work activities	-	-	-	-	...	-	-
Arts, entertainment and recreation	53	3.1	-	-	33	6.2	...	-	61.4
Activities of households as employers	53	3.1	-	-	30	23.6	-	57	...
Not Stated	568	33.4	266	25.5	68	52.9	234	44.4	46.9	12	41

Table 5.14: Unemployed Persons by Steps Taken to Look for a Job and Sex, Fall 2025

Steps taken to look for work	Ranking	Total		Male		Female		Sex Distribution	
		#	%	#	%	#	%	Male	Female
Total		1,700	100.0	822	100.0	878	100.0	48.4	51.6
Send Resume	1	944	55.5	496	60.4	447	51.0	52.6	47.4
Check Websites	2	871	51.2	332	40.4	539	61.4	38.1	61.9
Ask Friends	3	722	42.5	372	45.3	350	39.9	51.5	48.5
Register with Workforce Opportunities & Residency	4	654	38.5	376	45.7	278	31.7	57.5	42.5
Contact an Employer	5	646	38.0	367	44.7	279	31.7	56.9	43.1
Place Advertisements	6	304	17.9	113	13.7	191	21.8	37.2	62.8
Professional Registers	7	268	15.7	105	12.8	163	18.5	39.2	60.8
DK/NS	8	-	-	-	-	-	-	-	-
Other	9	64	37	58.2

Table 5.15: Unemployed Persons by Steps Taken to Look for a Job and Status, Fall 2025

Steps taken to look for work	Ranking	Total		Caymanian		PR-WRW		Non Caymanian		Status Distribution		
		#	%	#	%	#	%	#	%	Caymanian	PR-WRW	Non Caymanian
Total		1,700	100.0	1,045	100.0	128	100.0	526	100.0	61.5	7.6	31.0
Send Resume	1	944	55.5	551	52.7	98	76.4	295	56.1	58.3	10.4	31.3
Check Websites	2	871	51.2	493	47.2	98	76.4	279	53.0	56.7	11.3	32.1
Ask Friends	3	722	42.5	451	43.1	128	100.0	143	27.2	62.4	17.8	19.9
Register with Workforce Opportunities & Residency	4	654	38.5	551	52.7	64	50.0	39	7.4	84.3	9.8	5.9
Contact an Employer	5	565	38.4	452	43.1	57	25.0	57	28.6	80.0	10.0	10.0
Place Advertisements	6	304	17.9	209	20.0	34	26.4	61	11.6	68.7	11.2	20.1
Professional Registers	7	268	15.7	179	17.1	34	26.4	55	10.4	66.8	12.7	20.5
DK/NS	8	-	-	-	-	-	-	-	-	-	-	-
Other	9	64	3.8	41	4.0	-	-	64.8	-	...

Table 5.16: Unemployed Persons by Previous Work and Sex, Fall 2025

Had Job	Total		Male		Female		Sex Distribution	
	#	%	#	%	#	%	Male	Female
Total	1,700	100.0	822	100.0	878	100.0	48.4	51.6
Yes	1,101	64.8	607	73.8	495	56.4	55.1	44.9
No	566	33.3	183	22.2	383	43.6	32.3	67.7
DK/NS	33	1.9	33	4.0	-	-	100.0	-

Table 5.17: Unemployed Persons by Previous Work and Status, Fall 2025

Had Job	Total		Caymanian		PR-WRW		Non Caymanian		Status Distribution		
	#	%	#	%	#	%	#	%	Caymanian	PR-WRW	Non Caymanian
Total	1,700	100.0	1,045	100.0	128	100.0	526	100.0	61.5	7.6	31.0
Yes	1,101	64.8	788	75.4	128	100.0	185	35.1	71.6	11.7	16.8
No	566	33.3	257	24.6	-	-	309	58.7	45.4	-	54.6
DK/NS	33	1.9	-	-	-	-	33	6.2	-	-	100.0

Table 5.18: Unemployed Persons with Previous Work by Time without Work and Sex, Fall 2025

Time without work	Total		Male		Female		Sex Distribution	
	#	%	#	%	#	%	Male	Female
Total	1,101	100.0	607	100.0	495	100.0	55.1	44.9
Less than 1 (month)	86	7.8	66	10.8	76.1	...
1 to 3 (months)	127	11.5	104	17.2	82.4	...
3 to 6 (months)	141	12.8	34	5.6	107	21.6	24.2	75.8
6 to 12 (months)	189	17.2	130	21.4	59	12.0	68.6	31.4
12+ (months)	559	50.7	273	45.0	286	57.7	48.9	51.1

Table 5.19: Unemployed Persons with Previous Work, by Time without Work and Status, Fall 2025

Time without work	Total		Caymanian		PR-WRW		Non Caymanian		Status Distribution		
	#	%	#	%	#	%	#	%	Caymanian	PR-WRW	Non Caymanian
Total	1,101	100.0	788	100.0	128	100.0	185	100.0	71.6	11.7	16.8
Less than 1 (month)	86	7.8	31	3.9	-	-	55	29.9	35.9	-	64.1
1 to 3 (months)	127	11.5	96	12.2	30	23.6	-	-	76.1	23.9	-
3 to 6 (months)	141	12.8	85	10.7	34	26.4	60.0	24.1	...
6 to 12 (months)	189	17.2	91	11.5	30	23.6	68	37.0	47.9	16.0	36.1
12+ (months)	559	50.7	486	61.6	34	26.4	39	21.0	87.0	6.1	6.9

Table 5.20: Unemployed Persons by Last Occupation Worked and Sex, Fall 2025

Occupation	Total		Male		Female		Sex Distribution	
	#	%	#	%	#	%	Male	Female
Total	1,101	100.0	607	100.0	495	100.0	55.1	44.9
Managers	37	3.4
Professionals	58	5.2	-	-	58	11.6	-	100.0
Technicians and Associate Professionals	71	6.5	57	11.4	...	79.4
Clerical Support Workers	175	15.9	111	18.3	64	12.9	63.6	36.4
Service and Sales Workers	331	30.0	112	18.4	219	44.3	33.8	66.2
Craft and related trades workers	108	9.8	108	17.8	-	-	100.0	-
Plant and machine operators, and assemblers	40	3.7	40	6.6	-	-	100.0	-
Elementary occupations	254	23.1	179	29.5	75	15.2	70.5	29.5
Not Stated	-	-	...	-

Table 5.21: Unemployed Persons by Last Occupation Worked and Status, Fall 2025

Occupation	Total		Caymanian		PR-WRW		Non Caymanian		Status Distribution		
	#	%	#	%	#	%	#	%	Caymanian	PR-WRW	Non Caymanian
Total	1,101	100.0	788	100.0	128	100.0	185	100.0	71.6	11.7	16.8
Managers	37	3.4	-	-	-	...
Professionals	58	5.2	58	7.3	-	-	-	-	100.0	-	-
Technicians and Associate Professionals	71	6.5	49	6.2	-	-	68.5	-	...
Clerical Support Workers	175	15.9	175	22.2	-	-	-	-	100.0	-	-
Service and Sales Workers	331	30.0	198	25.2	64	50.0	68	37.0	60.0	19.4	20.6
Craft and related trades workers	108	9.8	108	13.7	-	-	-	-	100.0	-	-
Plant and machine operators, and assemblers	40	3.7	-	-	33	17.7	...	-	81.2
Elementary occupations	254	23.1	151	19.2	64	50.0	39	21.0	59.5	25.3	15.2
Not Stated	-	-	-	-	...	-	-

Table 5.22: Unemployed Persons by Last Industry of Employment and Sex, Fall 2025

Industry	Total		Male		Female		Sex Distribution	
	#	%	#	%	#	%	Male	Female
Total	1,101	100.0	607	100.0	495	100.0	55.1	44.9
Construction	188	17.1	166	27.4	88.3	...
Wholesale and retail trade; repair of motor vehicles and motorcycles	233	21.2	95	15.7	138	27.9	40.8	59.2
Transportation and storage	59	5.4	59	9.8	-	-	100.0	-
Accommodation	71	6.5	44	9.0	...	62.4
Restaurants and Mobile Food Services Activities	75	6.8	54	11.0	...	72.6
Information and communication	-	-	...	-
Financial and insurance activities	58	5.2	37	7.5	...	64.4
Professional, scientific and technical activities	-	-	-	...
Administrative and support service activities	106	9.6	106	17.5	-	-	100.0	-
Public administration and defence; compulsory social security	42	3.8	42	6.9	-	-	100.0	-
Education	41	3.8	-	-	41	8.4	-	100.0
Human health and social work activities	62	5.6	-	-	62	12.5	-	100.0
Arts, entertainment and recreation	-	-	...	-
Activities of households as employers	99	8.9	30	5.0	68	13.8	30.7	69.3
Not Stated	-	-	...	-

Table 5.23: Unemployed Persons by Last Industry of Employment and Status, Fall 2025

Industry	Total		Caymanian		PR-WRW		Non Caymanian		Status Distribution		
	#	%	#	%	#	%	#	%	Caymanian	PR-WRW	Non Caymanian
Total	1,101	100.0	788	100.0	128	100.0	185	100.0	71.6	11.7	16.8
Construction	188	17.1	172	21.8	-	-	91.4	-	...
Wholesale and retail trade; repair of motor vehicles and motorcycles	233	21.2	158	20.1	-	-	75	40.4	68.0	-	32.0
Transportation and storage	59	5.4	-	-	33	17.7	...	-	55.0
Accommodation	71	6.5	55	7.0	-	-	77.2	-	...
Restaurants and Mobile Food Services Activities	75	6.8	41	5.2	34	26.4	-	-	54.8	45.2	-
Information and communication	-	-	-	-	...	-	-
Financial and insurance activities	58	5.2	35	4.5	-	-	61.1	-	...
Professional, scientific and technical activities	-	-	-	-	...	-	-
Administrative and support service activities	106	9.6	54	6.8	30	23.6	50.4	28.5	...
Public administration and defence; compulsory social security	42	3.8	42	5.3	-	-	-	-	100.0	-	-
Education	41	3.8	41	5.3	-	-	-	-	100.0	-	-
Human health and social work activities	62	5.6	62	7.9	-	-	-	-	100.0	-	-
Arts, entertainment and recreation	-	-	-	-	...	-	-
Activities of households as employers	99	8.9	34	4.4	64	50.0	-	-	34.8	65.2	-
Not Stated	-	-	-	-	...	-	-

Table 5.24: Unemployed Persons by Main Means of Financial Support and Sex, Fall 2025

Financial Support	Total		Male		Female		Sex Distribution	
	#	%	#	%	#	%	Male	Female
Total	1,700	100.0	822	100.0	878	100.0	48.4	51.6
Parents	668	39.3	357	43.4	312	35.5	53.4	46.6
Spouse / Partner	628	37.0	202	24.5	427	48.6	32.1	67.9
Other relatives & friends	92	5.4	58	7.0	34	3.9	63.0	37.0
Savings / Investments	105	6.1	55	6.7	49	5.6	52.9	47.1
Social Services	117	6.9	83	10.0	34	3.9	70.6	29.4
Pension / Veteran / Seaman	-	-	...	-
Other	83	4.9	61	7	73.3	...

Table 5.25: Unemployed Persons by Main Means of Financial Support and Status, Fall 2025

Financial Support	Total		Caymanian		PR-WRW		Non Caymanian		Status Distribution		
	#	%	#	%	#	%	#	%	Caymanian	PR-WRW	Non Caymanian
Total	1,700	100.0	1,045	100.0	128	100.0	526	100.0	61.5	7.6	31.0
Parents	668	39.3	564	54.0	-	-	104	19.8	84.4	-	15.6
Spouse / Partner	628	37.0	213	20.4	64	50.0	351	66.7	33.9	10.2	55.8
Other relatives & friends	92	5.4	41	4.0	34	26.4	45.3	37.0	...
Savings / Investments	105	6.1	52	5.0	30	23.6	49.6	28.9	...
Social Services	117	6.9	117	11.2	-	-	-	-	100.0	-	-
Pension / Veteran / Seaman	-	-	-	-	...	-	-
Other	83	4.9	50	4.8	-	-	33	6.2	60.5	-	39.5

Table 5.26: Unemployed Persons by Sex, Status and With or Without Additional Financial Support, Fall 2025

Selected Characteristics	Total	With Additional Financial Support		Without Additional Financial Support		Percent Distribution	
		With Additional Financial Support	Without Additional Financial Support	With Additional Financial Support	Without Additional Financial Support	With Additional Financial Support	Without Additional Financial Support
Total	1,700	113	1,580	6.6	92.9		
Male	822	47	768	5.8	93.3		
Female	878	65	812	7.4	92.6		
Caymanian	1,045	96	941	9.2	90.1		
PR-WRW	128	-	128	-	100.0		
Non-Caymanian	526	...	510	...	96.9		

Table 5.27: Unemployed Persons by Main Monthly Earnings and Sex, Fall 2025

Income	Total		Male		Female		Sex Distribution	
	#	%	#	%	#	%	Male	Female
Total	1,700	100.0	822	100.0	878	100.0	48.4	51.6
\$ 0 - \$ 799	611	36.0	299	36.4	312	35.6	48.9	51.1
\$ 800 - \$ 1,599	503	29.6	275	33.4	228	26.0	54.6	45.4
\$ 1,600 - \$ 2,399	126	7.4	79	9.6	47	5.4	62.5	37.5
\$ 2,400 - \$ 3,199	72	4.3	46	5.5	...	3.0	63.0	...
\$ 3,200 - \$ 3,999	92	5.4	59	7.2	33	3.7	64.5	35.5
\$ 4,000 - \$ 4,799	47	2.7	-	-	47	5.3	-	100.0
\$ 5,600 - \$ 6,399	-	-	-	...
\$ 8,800 - \$ 9,599	-	-	-	...
Not Stated	205	12.1	64	7.8	141	16.0	31.4	68.6

Table 5.28: Mean and Median Main Monthly Earnings for Unemployed Persons by Sex, Fall 2025

Sex	Monthly Earnings CI\$	
	Mean	Median
Total	1,451.70	1,199.50
Male	1,251.77	1,199.50
Female	1,657.32	1,199.50

Table 5.29: Unemployed Persons by Main Monthly Earnings and Status, Fall 2025

Income	Total		Caymanian		PR-WRW		Non Caymanian		Status Distribution		
	#	%	#	%	#	%	#	%	Caymanian	PR-WRW	Non Caymanian
Total	1,700	100.0	1,045	100.0	128	100.0	526	100.0	61.5	7.6	31.0
\$ 0 - \$ 799	611	36.0	401	38.4	64	50.0	146	27.7	65.6	10.5	23.9
\$ 800 - \$ 1,599	503	29.6	342	32.7	34	26.4	127	24.0	68.1	6.7	25.2
\$ 1,600 - \$ 2,399	126	7.4	55	5.3	-	-	71	13.6	43.5	-	56.5
\$ 2,400 - \$ 3,199	72	4.3	72	6.9	-	-	-	-	100.0	-	-
\$ 3,200 - \$ 3,999	92	5.4	...	2.6	-	-	65	12.4	...	-	71.0
\$ 4,000 - \$ 4,799	47	2.7	...	2.6	-	-	...	3.8	...	-	...
\$ 5,600 - \$ 6,399	...	1.2	...	2.0	-	-	-	-	...	-	-
\$ 8,800 - \$ 9,599	...	1.3	-	-	-	-	...	4.3	-	-	...
Not Stated	205	12.1	100	9.6	30	23.6	75	14.2	48.9	14.7	36.3

Table 5.30: Mean and Median Main Monthly Earnings for Unemployed Persons by Status, Fall 2025

Sex	Monthly Earnings CI\$	
	Mean	Median
Total	1,451.70	1,199.50
Caymanian	1,291.88	1,199.50
PR-WRW	676.16	399.50
Non Caymanian	1,954.32	1,199.50

Table 5.31: Unemployed Persons by Other Monthly Earnings and Sex, Fall 2025

Income	Total		Male		Female		Sex Distribution	
	#	%	#	%	#	%	Male	Female
Total	113	100.0	47	100.0	65	100.0	42.0	58.0
\$ 0 - \$ 799	39	34.2	-	-	39	59.0	-	100.0
\$ 800 - \$ 1,599	54	47.5	...	56.5	...	41.0
\$ 5,600 - \$ 6,399	-	-	...	-

Table 5.32: Mean and Median Other Monthly Earnings for Unemployed Persons by Sex, Fall 2025

Sex	Monthly Earnings CI\$	
	Mean	Median
Total	1,802.43	1,199.50
Male	3,285.52	1,199.50
Female	727.38	399.50

Table 5.33: Unemployed Persons by Other Monthly Earnings and Status, Fall 2025

Income	Total		Caymanian		Non Caymanian		Status Distribution		
	#	%	#	%	#	%	PR-WRW	Non Caymanian	
Total	113	100.0	96	100.0	...	100.0	85.6	-	...
\$ 0 - \$ 799	39	34.2	-	...
\$ 800 - \$ 1,599	54	47.5	54	55.5	-	-	100.0	-	-
\$ 5,600 - \$ 6,399	-	-	...	-	-

Table 5.34: Mean and Median Other Monthly Earnings for Unemployed Persons by Status, Fall 2025

Sex	Monthly Earnings CI\$	
	Mean	Median
Total	1,802.43	1,199.50
Caymanian	2,038.93	1,199.50
Non Caymanian	399.50	399.50

Table 5.35: Unemployed Persons by Sex, Status and With or Without Educational Training, Fall 2025

Selected Characteristics	Total	With Training	Without Training	Percent Distribution	
				With Training	Without Training
Total	1,700	310	1,390	18.3	81.7
Male	822	137	685	16.7	83.3
Female	878	173	704	19.8	80.2
Caymanian	1,045	206	840	19.7	80.3
PR-WRW	128	30	98	23.6	76.4
Non-Caymanian	526	75	452	14.2	85.8

Table 5.36: Unemployed Persons by Sex, Status and With or Without Training, Fall 2025

Selected Characteristics	Total	With Training	Without Training	Percent Distribution	
				With Training	Without Training
Total	1,700	787	906	46.3	53.3
Male	822	338	476	41.2	57.9
Female	878	448	429	51.1	48.9
Caymanian	1,045	387	651	37.0	62.3
PR-WRW	128	94	34	73.6	26.4
Non-Caymanian	526	306	221	58.1	41.9

Table 5.37: Unemployed Persons who Received Training by Last Trained Occupation and Sex, Fall 2025

Occupation	Total		Male		Female		Sex Distribution	
	#	%	#	%	#	%	Male	Female
Total	787	100.0	338	100.0	448	100.0	43.0	57.0
Professionals	185	23.5	162	36.2	...	87.8
Technicians and Associate Professionals	92	11.7	33	9.7	60	13.3	35.4	64.6
Clerical Support Workers	85	10.8	74	16.6	...	87.8
Service and Sales Workers	223	28.3	97	28.7	125	28.0	43.6	56.4
Craft and related trades workers	42	5.3	42	12.3	-	-	100.0	-
Plant and machine operators, and assemblers	28	3.6	28	8.3	-	-	100.0	-
Elementary occupations	-	-	...	-
Not Stated	-	-	...	-

Table 5.38: Unemployed Persons who Received Training by Last Trained Occupation and Status, Fall 2025

Occupation	Total		Caymanian		PR-WRW		Non Caymanian		Status Distribution		
	#	%	#	%	#	%	#	%	Caymanian	PR-WRW	Non Caymanian
Total	787	100.0	387	100.0	94	100.0	306	100.0	49.1	12.0	38.9
Managers	68	8.7	68	17.6	-	-	-	-	100.0	-	-
Professionals	185	23.5	65	16.7	-	-	120	39.3	35.0	-	65.0
Technicians and Associate Professionals	92	11.7	-	-	85	27.7	...	-	91.8
Clerical Support Workers	85	10.8	33	8.4	-	-	52	17.0	38.5	-	61.5
Service and Sales Workers	223	28.3	109	28.3	64	68.0	49	16.0	49.2	28.8	22.0
Craft and related trades workers	42	5.3	42	10.8	-	-	-	-	100.0	-	-
Plant and machine operators, and assemblers	28	3.6	28	7.3	-	-	-	-	100.0	-	-
Elementary occupations	-	-	-	-	...	-	-
Not Stated	-	-	-	-	...	-	-

Table 5.39: Unemployed Persons who Received Training by Location of Training and Sex, Fall 2025

Institution	Total		Male		Female		Sex Distribution	
	#	%	#	%	#	%	Male	Female
Total	787	100.0	338	100.0	448	100.0	43.0	57.0
Local Institution	281	35.7	175	51.7	106	...	62.2	37.8
Foreign Institution/Organization	342	43.4	93	27.5	248	55.4	27.3	72.7
Online (local and foreign)	-	-	...	-
On the job	134	...	40	...	94	...	30.1	69.9
DK/NS	-	-	...	-

Table 5.40: Unemployed Persons who Received Training by Location of Training and Status, Fall 2025

Institution	Total		Caymanian		PR-WRW		Non Caymanian		Status Distribution		
	#	%	#	%	#	%	#	%	Caymanian	PR-WRW	Non Caymanian
Total	787	100.0	387	100.0	94	100.0	306	100.0	49.1	12.0	38.9
Local Institution	281	35.7	226	58.5	-	-	55	18.0	80.4	-	19.6
Foreign Institution/Organization	342	43.4	91	23.4	94	100.0	157	51.2	26.5	27.6	45.9
Online (local and foreign)	-	-	-	-	-	-	...
On the job	134	17.0	63	16.2	-	-	71	23.4	46.7	-	53.3
DK/NS	-	-	-	-	...	-	-

Table 5.41: Unemployed Persons who Received Training by Date Completed and Sex, Fall 2025

Date completed	Total		Male		Female		Sex Distribution	
	#	%	#	%	#	%	Male	Female
Total	787	100.0	338	100.0	448	100.0	43.0	57.0
Ongoing	171	21.7	76	22.5	95	21.2	44.5	55.5
This Year (2025)	99	12.6	50	14.9	49	10.9	50.9	49.1
2024	84	10.7	64	14.2	...	75.6
2021	34	4.4
Before 2021	360	45.8	146	43.2	214	47.8	40.6	59.4
DK/NS	38	4.8	38	11.1	-	-	100.0	-

Table 5.42: Unemployed Persons who Received Training by Date Completed and Status, Fall 2025

Date Completed	Total		Caymanian		PR-WRW		Non Caymanian		Status Distribution		
	#	%	#	%	#	%	#	%	Caymanian	PR-WRW	Non Caymanian
Total	787	100.0	387	100.0	94	100.0	306	100.0	49.1	12.0	38.9
Ongoing	171	21.7	104	26.8	-	-	67	22.1	60.5	-	39.5
This Year (2025)	99	12.6	66	17.2	-	-	33	10.7	67.0	-	33.0
2024	84	10.7	36	9.2	-	-	49	16.0	42.0	-	58.0
2021	34	4.4	34	8.9	-	-	-	-	100.0	-	-
Before 2021	360	45.8	140	36.1	64	68.0	157	51.2	38.7	17.8	43.5
DK/NS	38	4.8	30	32.0	-	-	-	80.4	-

Table 5.43: Unemployed Persons who Received Personal Development Training by Sex, Fall 2025

Personal Development training	Total		Male		Female		Sex Distribution	
	#	%	#	%	#	%	Male	Female
Total	787	100.0	338	100.0	448	100.0	43.0	57.0
Certified First Aid	83	9.8	47	13.4	35	7.2	57.3	42.7
PRIDE	33	3.9	33	9.3	-	-	100.0	-
Customer Service Training	-	-	-	...
Legal/Law Training	-	-	-	...
Darkness to light	47	5.6	-	-	47	9.7	-	100.0
Other	28	3.3	-	-	28	5.7	-	100.0
None	658	78.1	266	75.3	392	80.1	40.4	59.6
DK/NS

Table 5.44: Unemployed Persons who Received Personal Development Training by Status, Fall 2025

Personal Development training	Total		Caymanian		PR-WRW		Non Caymanian		Status Distribution		
	#	%	#	%	#	%	#	%	Caymanian	PR-WRW	Non Caymanian
Total	787	100.0	387	100.0	94	100.0	306	100.0	49.1	12.0	38.9
Certified First Aid	83	9.8	83	18.7	-	-	-	-	100.0	-	-
PRIDE	33	3.9	-	-	-	-	33	10.7	-	-	100.0
Customer Service Training	-	-	-	-	...	-	-
Legal/Law Training	-	-	-	-	...	-	-
Darkness to light	47	5.6	47	10.7	-	-	-	-	100.0	-	-
Other	28	3.3	28	6.4	-	-	-	-	100.0	-	-
None	658	78.1	290	65.6	94	100.0	273	89.3	44.1	14.4	41.5
DK/NS	-	-	-	-	...	-	-

Table 5.45: Usually Unemployed Persons by Selected Characteristics and Sex, Fall 2025

Selected Characteristics	Total		Male		Female	
	#	%	#	%	#	%
Total	1,629	100.0	659	100.0	970	100.0
Status						
Caymanian	1,129	69.3	547	83.0	583	60.0
PR-WRW	194	11.9	30	4.6	163	16.8
Non-Caymanian	306	18.8	82	12.4	224	23.1
Age						
15 - 24	398	24.4	231	35.1	167	17.2
25 - 34	308	18.9	76	11.5	233	24.0
35 - 44	340	20.9	144	21.9	195	20.1
45 - 54	228	14.0	101	15.3	127	13.1
55 - 64	314	19.3	92	13.9	222	22.9
65+	41	2.5
Educational Attainment						
Primary and below
Middle	41	2.5	-	-	41	4.3
High	897	55.1	419	63.6	478	49.3
Post Secondary	244	15.0	86	13.1	157	16.2
College / University	419	25.7	146	22.1	273	28.1

Table 5.46: Usually Unemployed Persons by Selected Characteristics and Status, Fall 2025

Selected Characteristics	Total		Caymanian		PR-WRW		Non Caymanian	
	#	%	#	%	#	%	#	%
Total	1,629	100.0	1,129	100.0	194	100.0	306	100.0
Sex								
Male	659	40.4	547	48.4	30	15.6	82	26.7
Female	970	59.6	583	51.6	163	84.4	224	73.3
Age								
15 - 24	398	24.4	398	35.2	-	-	-	-
25 - 34	308	18.9	191	16.9	-	-	117	38.2
35 - 44	340	20.9	124	11.0	98	50.7	118	38.4
45 - 54	228	14.0	167	14.8	33	10.7
55 - 64	314	19.3	207	18.3	68	35.0	39	12.7
65+	41	2.5	41	3.7	-	-	-	-
Educational Attainment								
Primary and below	-	-	-	-
Middle	41	2.5	41	3.7	-	-	-	-
High	897	55.1	706	62.5	68	35.0	123	40.4
Post Secondary	244	15.0	176	15.6	-	-	67	22.0
College / University	419	25.7	178	15.8	126	65.0	115	37.6

SECTION 6: NOT IN THE LABOUR FORCE
Table 6.1: Persons Not in the Labour Force by Selected Characteristics and Sex, Fall 2025

Age Group	Total		Male		Female	
	#	%	#	%	#	%
Total	12,901	100.0	4,932	100.0	7,969	100.0
Status						
Caymanian	9,908	76.8	3,909	79.2	5,999	75.3
Permanent Res.	1,197	9.3	346	7.0	851	10.7
Non-Caymanian	1,796	13.9	677	13.7	1,119	14.0
Age						
15 - 24	4,359	33.8	1,844	37.4	2,514	31.6
25 - 34	998	7.7	358	7.3	640	8.0
35 - 44	911	7.1	382	7.7	530	6.6
45 - 54	781	6.1	234	4.7	547	6.9
55 - 64	1,451	11.2	400	8.1	1,051	13.2
65+	4,401	34.1	1,714	34.8	2,686	33.7
Educational Attainment						
None	135	1.0	-	-	135	1.7
Primary and below	883	6.8	290	5.9	593	7.4
Middle	1,043	8.1	448	9.1	595	7.5
High	5,584	43.3	2,319	47.0	3,265	41.0
Post Secondary	2,086	16.2	734	14.9	1,352	17.0
College / University	2,971	23.0	1,030	20.9	1,941	24.4
Not Stated	199	1.5	111	2.3	88	1.1

Table 6.2: Persons Not in the Labour Force by Selected Characteristics and Status, Fall 2025

Age Group	Total		Caymanian		Permanent Res.		Non Caymanian	
	#	%	#	%	#	%	#	%
Total	12,901	100.0	9,908	100.0	1,197	100.0	1,796	100.0
Sex								
Male	4,932	38.2	3,909	39.5	346	28.9	677	37.7
Female	7,969	61.8	5,999	60.5	851	71.1	1,119	62.3
Age								
15 - 24	4,359	33.8	3,594	36.3	209	17.5	556	31.0
25 - 34	998	7.7	458	4.6	115	9.6	425	23.6
35 - 44	911	7.1	287	2.9	326	27.2	299	16.6
45 - 54	781	6.1	360	3.6	192	16.1	228	12.7
55 - 64	1,451	11.2	1,109	11.2	230	19.2	112	6.3
65+	4,401	34.1	4,100	41	125	10.4	176	9.8
Educational Attainment								
None	135	1.0	135	1.4	-	-	-	-
Primary and below	883	6.8	776	7.8	51	4.3	55	3.1
Middle	1,043	8.1	884	8.9	30	2.5	129	7.2
High	5,584	43.3	4,709	47.5	332	27.7	543	30.3
Post Secondary	2,086	16.2	1,664	16.8	202	16.9	220	12.2
College / University	2,971	23.0	1,541	15.5	582	48.6	849	47.3
Not Stated	199	1.5	199	2.0	-	-	-	-

Table 6.3: Persons Not in the Labour Force by Age Group and Sex, Fall 2025

Age Group	Total		Male		Female		Sex Distribution	
	#	%	#	%	#	%	Male	Female
Total	12,901	100.0	4,932	100.0	7,969	100.0	38.2	61.8
15 - 24	4,359	33.8	1,844	37.4	2,514	31.6	42.3	57.7
25 - 34	998	7.7	358	7.3	640	8.0	35.9	64.1
35 - 44	911	7.1	382	7.7	530	6.6	41.9	58.1
45 - 54	781	6.1	234	4.7	547	6.9	29.9	70.1
55 - 64	1,451	11.2	400	8.1	1,051	13.2	27.6	72.4
65+	4,401	34.1	1,714	34.8	2,686	33.7	39.0	61.0

Table 6.4: Persons Not in the Labour Force by Age Group and Status, Fall 2025

Age Group	Total		Caymanian		Permanent Res.		Non Caymanian		Status Distribution		
	#	%	#	%	#	%	#	%	Caymanian	Permanent Res.	Non Caymanian
Total	12,901	100.0	9,908	100.0	1,197	100.0	1,796	100.0	76.8	9.3	13.9
15 - 24	4,359	33.8	3,594	36.3	209	17.5	556	31.0	82.4	4.8	12.8
25 - 34	998	7.7	458	4.6	115	9.6	425	23.6	45.9	11.6	42.5
35 - 44	911	7.1	287	2.9	326	27.2	299	16.6	31.5	35.7	32.8
45 - 54	781	6.1	360	3.6	192	16.1	228	12.7	46.1	24.7	29.2
55 - 64	1,451	11.2	1,109	11.2	230	19.2	112	6.3	76.4	15.8	7.7
65+	4,401	34.1	4,100	41.4	125	10.4	176	9.8	93.2	2.8	4.0

Table 6.5: Persons Not in the Labour Force by Status and Sex, Fall 2025

Status	Total		Male		Female		Sex Distribution	
	#	%	#	%	#	%	Male	Female
Total	12,901	100.0	4,932	100.0	7,969	100.0	38.2	61.8
Caymanian	9,908	76.8	3,909	79.2	5,999	75.3	39.5	60.5
Permanent Res.	1,197	9.3	346	7.0	851	10.7	28.9	71.1
Non Caymanian	1,796	13.9	677	13.7	1,119	14.0	37.7	62.3

Table 6.6: Persons Not in the Labour Force by Educational Attainment and Sex, Fall 2025

Educational Attainment	Total		Male		Female		Sex Distribution	
	#	%	#	%	#	%	Male	Female
Total	12,901	100.0	4,932	100.0	7,969	100.0	38.2	61.8
None	135	1.0	-	-	135	1.7	-	100.0
Primary and below	883	6.8	290	5.9	593	7.4	32.8	67.2
Middle	1,043	8.1	448	9.1	595	7.5	43.0	57.0
High	5,584	43.3	2,319	47.0	3,265	41.0	41.5	58.5
Post Secondary	2,086	16.2	734	14.9	1,352	17.0	35.2	64.8
College / University	2,971	23.0	1,030	20.9	1,941	24.4	34.7	65.3
Not Stated	199	1.5	111	2.3	88	1.1	55.9	44.1

Table 6.7: Persons Not in the Labour Force by Educational Attainment and Status, Fall 2025

Educational Attainment	Total		Caymanian		Permanent Res.		Non Caymanian		Status Distribution		
	#	%	#	%	#	%	#	%	Caymanian	Permanent Res.	Non Caymanian
Total	12,901	100.0	9,908	100.0	1,197	100.0	1,796	100.0	76.8	9.3	13.9
None	135	1.0	135	1.4	-	-	-	-	100.0	-	-
Primary and below	883	6.8	776	7.8	51	4.3	55	3.1	87.9	5.8	6.3
Middle	1,043	8.1	884	8.9	30	2.5	129	7.2	84.8	2.9	12.3
High	5,584	43.3	4,709	47.5	332	27.7	543	30.3	84.3	5.9	9.7
Post Secondary	2,086	16.2	1,664	16.8	202	16.9	220	12.2	79.8	9.7	10.5
College / University	2,971	23.0	1,541	15.5	582	48.6	849	47.3	51.8	19.6	28.6
Not Stated	199	1.5	199	2.0	-	-	-	-	100.0	-	-

Table 6.8: Persons Not in the Labour Force by Main Reason for Not Looking for Work and Sex, Fall 2025

Main Reason Not Working	Total		Male		Female		Sex Distribution	
	#	%	#	%	#	%	Male	Female
Total	12,901	100.0	4,932	100.0	7,969	100.0	38.2	61.8
Student / in training	4,459	34.6	1,923	39.0	2,536	31.8	43.1	56.9
Home / family duties	1,670	12.9	190	3.9	1,480	18.6	11.4	88.6
Retired	4,173	32.3	1,748	35.4	2,425	30.4	41.9	58.1
Elderly	698	5.4	166	3.4	532	6.7	23.8	76.2
Temporary Illness / Injury / medical reasons	373	2.9	196	4.0	177	2.2	52.5	47.5
Infirmity / Disabled	461	3.6	249	5.1	212	2.7	54.0	46.0
Waiting for work permit	82	0.6	45	0.9	37	0.5	55	45.0
Waiting for permanent residence approval	109	0.8	67	1.4	42	0.5	61.3	38.7
Seasonal inactivity	-	-	...	-
No work available	119	0.9	43	0.9	76	1.0	36.1	63.9
Did not want to work	207	1.6	141	2.9	66	0.8	68.1	31.9
Other	75	0.6	37	0.8	38	0.5	49.7	50.3
DK/NS	465	3.6	117	2.4	348	4.4	25.3	74.7

Table 6.9: Persons Not in the Labour Force by Main Reason for Not Looking for Work and Status, Fall 2025

Main Reason Not Working	Total		Caymanian		Permanent Res.		Non Caymanian		Status Distribution		
	#	%	#	%	#	%	#	%	Caymanian	Permanent Res.	Non Caymanian
Total	12,901	100.0	9,908	100.0	1,197	100.0	1,796	100.0	76.8	9.3	13.9
Student / in training	4,459	34.6	3,589	36.2	209	17.5	661	36.8	80.5	4.7	14.8
Home / family duties	1,670	12.9	616	6.2	431	36.1	623	34.7	36.9	25.8	37.3
Retired	4,173	32.3	3,720	37.5	319	26.7	133	7.4	89.2	7.7	3.2
Elderly	698	5.4	642	6.5	34	2.8	91.9	4.9	...
Temporary Illness / Injury / medical reasons	373	2.9	294	3.0	61	3.4	78.9	...	16.4
Infirmity / Disabled	461	3.6	441	4.5	-	-	95.7	-	...
Waiting for work permit	82	0.6	-	-	67	3.8	-	...	82.5
Waiting for permanent residence approval	109	0.8	-	-	76	6.3	33	1.8	-	69.9	30.1
Seasonal inactivity	-	-	-	-	...	-	-
No work available	119	0.9	119	1.2	-	-	-	-	100.0	-	-
Did not want to work	207	1.6	137	1.4	48	4.0	66.2	23.0	...
Other	75	0.6	30	2.5	40.4	...
DK/NS	465	3.6	317	3.2	131	7.3	68.1	...	28.2

Table 6.10: Persons Not in the Labour Force by Previous Work and Sex, Fall 2025

Had Job	Total		Male		Female		Sex Distribution	
	#	%	#	%	#	%	Male	Female
Total	12,901	100.0	4,932	100.0	7,969	100.0	38.2	61.8
Yes	6,328	49.1	2,346	47.6	3,982	50.0	37.1	62.9
No	5,903	45.8	2,385	48.4	3,518	44.2	40.4	59.6
DK/NS	669	5.2	201	4.1	468	5.9	30.0	70.0

Table 6.11: Persons Not in the Labour Force by Previous Work and Status, Fall 2025

	Total		Caymanian		Permanent Res.		Non Caymanian		Status Distribution		
	#	%	#	%	#	%	#	%	Caymanian	Permanent Res.	Non Caymanian
Total	12,901	100.0	9,908	100.0	1,197	100.0	1,796	100.0	76.8	9.3	13.9
Yes	6,328	49.1	5,746	58.0	411	34.3	172	9.6	90.8	6.5	2.7
No	5,903	45.8	3,714	37.5	741	61.9	1,448	80.6	62.9	12.6	24.5
DK/NS	669	5.2	448	4.5	45	3.8	176	9.8	67.0	6.7	26.3

Table 6.12: Persons Not in the Labour Force with Previous Job by Selected Characteristics, Fall 2025

Selected Characteristics	Ever had a Job in the Cayman Islands			
	Total	Yes	No	Dk/NS
Total	12,901	6,328	5,903	669
Sex				
Male	4,932	2,346	2,385	201
Female	7,969	3,982	3,518	468
Status				
Caymanian	9,908	5,746	3,714	448
Permanent Res.	1,197	411	741	45
Non-Caymanian	1,796	172	1,448	176
Educational Attainment				
None	135	105	30	-
Primary and below	883	735	89	59
Middle	1,043	721	301	...
High	5,584	2,197	3,077	309
Post Secondary	2,086	1,344	582	160
College / University	2,971	1,128	1,723	120
Not Stated	199	98	101	-

Table 6.13: Persons Not in the Labour Force with Previous Job by Skill without Work and Sex, Fall 2025

Time without work	Total		Male		Female		Sex Distribution	
	#	%	#	%	#	%	Male	Female
Total	6,328	100.0	2,346	100.0	3,982	100.0	37.1	62.9
Less than 1 (month)	-	-	-	...
1 to 3 (months)	183	2.9	114	4.9	68	1.7	62.6	37.4
3 to 6 (months)	152	2.4	37	1.6	115	2.9	24.3	75.7
6 to 12 (months)	161	2.5	140	3.5	...	87.2
12+ (months)	5,686	89.8	2,126	90.6	3,560	89.4	37.4	62.6
DK/NS	132	2.1	49	2.1	83	2.1	37.1	62.9

Table 6.14: Persons Not in the Labour Force with Previous Job by Skill without Work and Status, Fall 2025

Time without work	Total		Caymanian		Permanent Res.		Non Caymanian		Status Distribution		
	#	%	#	%	#	%	#	%	Caymanian	Permanent Res.	Non Caymanian
Total	6,328	100.0	5,746	100.0	411	100.0	172	100.0	90.8	6.5	2.7
Less than 1 (month)	-	-	-	-	...	-	-
1 to 3 (months)	183	2.9	104	1.8	34	8.3	45	26.2	56.8	18.6	24.6
3 to 6 (months)	152	2.4	119	2.1	34	8.3	-	-	77.7	22.3	-
6 to 12 (months)	161	2.5	161	2.8	-	-	-	-	100.0	-	-
12+ (months)	5,686	89.8	5,216	90.8	343	83.5	127	73.8	91.7	6.0	2.2
DK/NS	132	2.1	132	2.3	-	-	-	-	100.0	-	-

Table 6.15: Persons Not in the Labour Force, by Last Occupation Worked and Sex, Fall 2025

Occupation	Total		Male		Female		Sex Distribution	
	#	%	#	%	#	%	Male	Female
Total	6,328	100.0	2,346	100.0	3,982	100.0	37.1	62.9
Managers	807	12.8	410	17.5	397	10.0	50.8	49.2
Professionals	902	14.3	329	14.0	573	14.4	36.4	63.6
Technicians and Associate Professionals	790	12.5	267	11.4	524	13.2	33.7	66.3
Clerical Support Workers	792	12.5	124	5.3	668	16.8	15.7	84.3
Service and Sales Workers	1,021	16.1	200	8.5	821	20.6	19.6	80.4
Skilled agricultural, forestry and fishery workers	96	1.5	43	1.8	54	1.3	44.4	55.6
Craft and related trades workers	810	12.8	675	28.8	135	3.4	83.3	16.7
Plant and machine operators, and assemblers	222	3.5	179	7.6	43	1.1	80.7	19.3
Elementary occupations	825	13.0	99	4.2	726	18.2	12.0	88.0
Not Stated	62	1.0	41	1.0	...	66.8

Table 6.16: Persons Not in the Labour Force by Last Occupation Worked and Status, Fall 2025

Occupation	Total		Caymanian		Permanent Res.		Non Caymanian		Status Distribution		
	#	%	#	%	#	%	#	%	Caymanian	Permanent Res.	Non Caymanian
Total	6,328	100.0	5,746	100.0	411	100.0	172	100.0	90.8	6.5	2.7
Managers	807	12.8	708	12.3	99	24.1	-	-	87.7	12.3	-
Professionals	902	14.3	797	13.9	61	14.7	45	26.2	88.3	6.7	5.0
Technicians and Associate Professionals	790	12.5	790	13.8	-	-	-	-	100.0	-	-
Clerical Support Workers	792	12.5	702	12.2	68	16.5	88.6	8.6	...
Service and Sales Workers	1,021	16.1	923	16.1	98	23.9	-	-	90.4	9.6	-
Skilled agricultural, forestry and fishery workers	96	1.5	96	1.7	-	-	-	-	100.0	-	-
Craft and related trades workers	810	12.8	767	13.4	-	-	43	25.1	94.7	-	5.3
Plant and machine operators, and assemblers	222	3.5	222	3.9	-	-	-	-	100.0	-	-
Elementary occupations	825	13.0	679	11.8	85	20.8	61	35.6	82.3	10.3	7.4
Not Stated	62	1.0	62	1.1	-	-	-	-	100.0	-	-

Table 6.17: Persons Not in the Labour Force by Last Industry Worked and Sex, Fall 2025

Industry	Total		Male		Female		Sex Distribution	
	#	%	#	%	#	%	Male	Female
Total	6,328	100.0	2,346	100.0	3,982	100.0	37.1	62.9
Agriculture, forestry and fishing	35	0.6	35	1.5	-	-	100.0	-
Manufacturing	69	1.1	41	1.0	...	59.6
Electricity, gas, steam and air conditioning supply	-	-	...	-
Water supply; sewerage, waste management and remediation activities	95	1.5	80	3.4	84.5	...
Construction	711	11.2	582	24.8	129	3.2	81.8	18.2
Wholesale and retail trade; repair of motor vehicles and motorcycles	893	14.1	322	13.7	571	14.3	36.0	64.0
Transportation and storage	356	5.6	177	7.6	179	4.5	49.8	50.2
Accommodation	551	8.7	524	13.2	...	95.1
Restaurants and Mobile Food Services Activities	242	3.8	35	1.5	206	5.2	14.6	85.4
Information and communication	88	1.4	80	2.0	...	91.6
Financial and insurance activities	578	9.1	201	8.6	377	9.5	34.8	65.2
Real estate activities	145	2.3	-	-	145	3.6	-	100.0
Professional, scientific and technical activities	390	6.2	132	5.6	258	6.5	33.8	66.2
Administrative and support service activities	126	2.0	99	2.5	...	78.8
Public administration and defence; compulsory social security	720	11.4	410	17.5	309	7.8	57.0	43.0
Education	272	4.3	30	1.3	242	6.1	11.0	89.0
Human health and social work activities	302	4.8	49	2.1	253	6.4	16.2	83.8
Arts, entertainment and recreation	175	2.8	74	3.2	101	2.5	42.4	57.6
Other service activities	104	1.6	47	2.0	56	1.4	45.7	54.3
Activities of households as employers	364	5.8	37	1.6	327	8.2	10.1	89.9
Not Stated	89	1.4	68	1.7	...	76.8

Table 6.18: Persons Not in the Labour Force by Last Industry Worked and Status, Fall 2025

Industry	Total		Caymanian		Permanent Res.		Non Caymanian		Status Distribution		
	#	%	#	%	#	%	#	%	Caymanian	Permanent Res.	Non Caymanian
Total	6,328	100.0	5,746	100.0	411	100.0	172	100.0	90.8	6.5	2.7
Agriculture, forestry and fishing	35	0.6	35	0.6	-	-	-	-	100.0	-	-
Manufacturing	69	1.1	69	1.2	-	-	-	-	100.0	-	-
Electricity, gas, steam and air conditioning supply	-	-	-	-	...	-	-
Water supply; sewerage, waste management and remediation activities	95	1.5	95	1.7	-	-	-	-	100.0	-	-
Construction	711	11.2	668	11.6	-	-	43	25.1	93.9	-	6.1
Wholesale and retail trade; repair of motor vehicles and motorcycles	893	14.1	803	14.0	68	16.5	89.9	7.6	...
Transportation and storage	356	5.6	305	5.3	51	12.5	-	-	85.6	14.4	-
Accommodation	551	8.7	499	8.7	51	12.5	-	-	90.7	9.3	-
Restaurants and Mobile Food Services Activities	242	3.8	219	3.8	-	-	90.7	-	...
Information and communication	88	1.4	88	1.5	-	-	-	-	100.0	-	-
Financial and insurance activities	578	9.1	517	9.0	61	14.7	-	-	89.5	10.5	-
Real estate activities	145	2.3	145	2.5	-	-	-	-	100.0	-	-
Professional, scientific and technical activities	390	6.2	350	6.1	89.8
Administrative and support service activities	126	2.0	54	0.9	34	8.3	39	22.5	42.4	26.9	30.7
Public administration and defence; compulsory social security	720	11.4	689	12.0	30	7.4	-	-	95.8	4.2	-
Education	272	4.3	241	4.2	30	7.4	-	-	88.9	11.1	-
Human health and social work activities	302	4.8	280	4.9	-	-	92.6	-	...
Arts, entertainment and recreation	175	2.8	175	3.0	-	-	-	-	100.0	-	-
Other service activities	104	1.6	104	1.8	-	-	-	-	100.0	-	-
Activities of households as employers	364	5.8	296	5.2	68	16.5	-	-	81.4	18.6	-
Not Stated	89	1.4	89	1.5	-	-	-	-	100.0	-	-

Table 6.19: Persons Not in the Labour Force by Main Means of Financial Support and Sex, Fall 2025

Financial Support	Total		Male		Female		Sex Distribution	
	#	%	#	%	#	%	Male	Female
Total	12,901	100.0	4,932	100.0	7,969	100.0	38.2	61.8
Parents	4,502	34.9	2,057	41.7	2,444	30.7	45.7	54.3
Spouse / Partner	2,272	17.6	389	7.9	1,883	23.6	17.1	82.9
Other relatives & friends	699	5.4	214	4.3	486	6.1	30.6	69.4
Savings / Investments	1,820	14.1	952	19.3	868	10.9	52.3	47.7
Social Services	798	6.2	206	4.2	592	7.4	25.8	74.2
Pension / Veteran / Seaman	1,916	14.9	877	17.8	1,040	13.0	45.7	54.3
Other	259	2.0	83	1.7	176	2.2	32.2	67.8
DK/NS	635	4.9	155	3.1	480	6.0	24.4	75.6

Table 6.20: Persons Not in the Labour Force by Main Means of Financial Support and Status, Fall 2025

Financial Support	Total		Caymanian		Permanent Res.		Non Caymanian		Status Distribution		
	#	%	#	%	#	%	#	%	Caymanian	Permanent Res.	Non Caymanian
Total	12,901	100.0	9,908	100.0	1,197	100.0	1,796	100.0	76.8	9.3	13.9
Parents	4,502	34.9	3,640	36.7	212	17.7	650	36.2	80.9	4.7	14.4
Spouse / Partner	2,272	17.6	1,064	10.7	524	43.8	684	38.1	46.8	23.1	30.1
Other relatives & friends	699	5.4	533	5.4	79	6.6	87	4.9	76.3	11.2	12.5
Savings / Investments	1,820	14.1	1,359	13.7	307	25.7	153	8.5	74.7	16.9	8.4
Social Services	798	6.2	798	8.1	-	-	-	-	100.0	-	-
Pension / Veteran / Seaman	1,916	14.9	1,819	18.4	30	2.5	67	3.8	94.9	1.6	3.5
Other	259	2.0	259	2.6	-	-	-	-	100.0	-	-
DK/NS	635	4.9	436	4.4	45	3.8	153	8.5	68.7	7.1	24.2

Table 6.21: Persons Not in the Labour Force by Sex, Status and With or Without Additional Financial Support, Fall 2025

Selected Characteristics	Total	With Additional Financial Support	Without Additional Financial Support	DK/NS	Percent Distribution	
					With Additional Financial Support	Without Additional Financial Support
Total	12,901	2,055	10,220	626	15.9	79.2
Male	4,932	754	4,003	175	15.3	81.2
Female	7,969	1,301	6,217	451	16.3	78.0
Caymanian	9,908	1,889	7,612	407	19.1	76.8
PR-WRW	573	-	556	17	-	97.0
Non-Caymanian	2,420	166	2,052	202	6.9	84.8

Table 6.22: Persons Not in the Labour Force by Main Monthly Earnings and Sex, Fall 2025

Income	Total		Male		Female		Sex Distribution	
	#	%	#	%	#	%	Male	Female
Total	12,901	100.0	4,932	100.0	7,969	100.0	38.2	61.8
\$ 0 - \$ 799	2,936	22.8	1,218	24.7	1,718	21.6	41.5	58.5
\$ 800 - \$ 1,599	2,575	20.0	920	18.6	1,656	20.8	35.7	64.3
\$ 1,600 - \$ 2,399	1,362	10.6	483	9.8	878	11.0	35.5	64.5
\$ 2,400 - \$ 3,199	805	6.2	199	4.0	606	7.6	24.7	75.3
\$ 3,200 - \$ 3,999	626	4.9	309	6.3	317	4.0	49.3	50.7
\$ 4,000 - \$ 4,799	328	2.5	89	1.8	240	3.0	27.0	73.0
\$ 4,800 - \$ 5,599	150	1.2	57	1.1	94	1.2	37.7	62.3
\$ 5,600 - \$ 6,399	175	1.4	160	2.0	...	91.6
\$ 6,400 - \$ 7,199	154	1.2	56	1.1	97	1.2	36.7	63.3
\$ 7,200 - \$ 7,999	101	0.8	74	0.9	...	73.5
\$ 8,000 - \$ 8,799	54	0.4
\$ 8,800 - \$ 9,599	245	1.9	110	2.2	135	1.7	44.9	55.1
\$ 10,400 - \$ 11,199	-	-	...	-
\$ 11,200 - \$ 11,999	-	-	...	-
\$ 12,000 - \$ 12,799	92	0.7	74	0.9	...	81.1
\$ 12,800 - \$ 13,599	-	-	...	-
\$ 13,600 - \$ 14,399	-	-	...	-
\$ 15,200 - \$ 15,999	-	-	...	-
\$ 16,800 +	454	3.5	260	5.3	194	2.4	57.2	42.8
Not Stated	2,732	21.2	1,034	21.0	1,698	21.3	37.8	62.2

Table 6.23: Mean and Median Main Monthly Earnings for Persons Not in the Labour Force by Sex, Fall 2025

Sex	Monthly Earnings CI\$	
	Mean	Median
Total	2,919.85	1,199.50
Male	3,325.71	1,199.50
Female	2,667.50	1,199.50

Table 6.24: Persons Not in the Labour Force by Main Monthly Earnings and Status, Fall 2025

Income	Total		Caymanian		PR-WRW		Non Caymanian		Status Distribution		
	#	%	#	%	#	%	#	%	Caymanian	PR-WRW	Non Caymanian
Total	12,901	100.0	9,908	100.0	573	100.0	2,420	100.0	76.8	4.4	18.8
\$ 0 - \$ 799	2,936	22.8	2,218	22.4	146	25.4	572	23.6	75.5	5.0	19.5
\$ 800 - \$ 1,599	2,575	20.0	2,277	23.0	163	28.5	135	5.6	88.4	6.3	5.3
\$ 1,600 - \$ 2,399	1,362	10.6	1,108	11.2	64	11.2	189	7.8	81.4	4.7	13.9
\$ 2,400 - \$ 3,199	805	6.2	631	6.4	-	-	174	7.2	78.4	-	21.6
\$ 3,200 - \$ 3,999	626	4.9	558	5.6	-	-	67	2.8	89.2	-	10.8
\$ 4,000 - \$ 4,799	328	2.5	148	1.5	30	...	150	...	45.0	9.2	45.8
\$ 4,800 - \$ 5,599	150	1.2	95	1.0	-	...	55	2.3	63.3	-	36.7
\$ 5,600 - \$ 6,399	175	1.4	130	1.3	-	...	45	...	74.3	-	25.7
\$ 6,400 - \$ 7,199	154	1.2	133	1.3	-	-	...	0.9	86.6	-	...
\$ 7,200 - \$ 7,999	101	0.8	101	1.0	-	...	-	-	100.0	-	-
\$ 8,000 - \$ 8,799	54	0.4	54	0.5	-	-	-	-	100.0	-	-
\$ 8,800 - \$ 9,599	245	1.9	223	2.2	-	-	...	0.9	90.8	-	...
\$ 10,400 - \$ 11,199	...	0.2	...	0.3	-	-	-	-	...	-	-
\$ 11,200 - \$ 11,999	-	...	-	-	...	0.9	-	-	...
\$ 12,000 - \$ 12,799	92	0.7	...	0.3	30	5.3	35	33.0	37.9
\$ 12,800 - \$ 13,599	-	-	-	0.9	-	-	...
\$ 13,600 - \$ 14,399	...	0.2	...	0.2	-	-	-	-	...	-	-
\$ 15,200 - \$ 15,999	...	0.2	...	0.2	-	-	-	-	...	-	-
\$ 16,800 +	454	3.5	183	1.8	-	-	271	...	40.3	-	59.7
Not Stated	2,732	21.2	1,955	19.7	140	24.3	637	26.3	71.6	5.1	23.3

Table 6.25: Mean and Median Main Monthly Earnings for Persons Not in the Labour Force by Status, Fall 2025

Sex	Monthly Earnings CI\$	
	Mean	Median
Total	2,919.85	1,199.50
Caymanian	2,525.12	1,199.50
PR-WRW	2,053.89	1,199.50
Non Caymanian	4,891.14	1,999.50

Table 6.26: Persons Not in the Labour Force by Other Monthly Earnings and Sex, Fall 2025

Income	Total		Male		Female		Sex Distribution	
	#	%	#	%	#	%	Male	Female
Total	2,055	100.0	754	100.0	1,301	100.0	36.7	63.3
\$ 0 - \$ 799	239	11.6	103	13.6	136	10.4	43.0	57.0
\$ 800 - \$ 1,599	650	31.6	185	24.5	465	35.7	28.4	71.6
\$ 1,600 - \$ 2,399	240	11.7	91	12.0	149	11.5	37.8	62.2
\$ 2,400 - \$ 3,199	185	9.0	95	12.6	90	...	51.3	48.7
\$ 3,200 - \$ 3,999	202	9.8	54	7.1	149	...	26.5	73.5
\$ 4,000 - \$ 4,799	65	3.1	38	58.6	...
\$ 4,800 - \$ 5,599	...	1.0	...	2.7	-	-	...	-
\$ 5,600 - \$ 6,399	...	0.4	-	-
\$ 8,000 - \$ 8,799	54	2.6	...	3.6	...	2.1
\$ 16,800 +	...	0.8	...	2.3	-	-	...	-
Not Stated	377	18.3	117	15.6	259	19.9	31.2	68.8

Table 6.27: Mean and Median Other Monthly Earnings for Persons Not in the Labour Force by Sex, Fall 2025

Sex	Monthly Earnings CI\$	
	Mean	Median
Total	2,253.72	1,199.50
Male	2,740.12	1,999.50
Female	1,956.92	1,199.50

Table 6.28: Persons Not in the Labour Force by Other Monthly Earnings and Status, Fall 2025

Income	Total		Caymanian		PR-WRW		Non Caymanian		Status Distribution		
	#	%	#	%	#	%	#	%	Caymanian	PR-WRW	Non Caymanian
Total	2,055	100.0	1,889	100.0	-	-	166	100.0	91.9	-	8.1
\$ 0 - \$ 799	239	11.6	239	12.6	-	-	-	...	100.0	-	-
\$ 800 - \$ 1,599	650	31.6	607	32.1	-	-	43	26.0	93.4	-	6.6
\$ 1,600 - \$ 2,399	240	11.7	219	11.6	-	-	...	12.4	91.4	-	...
\$ 2,400 - \$ 3,199	185	9.0	185	9.8	-	-	-	-	100.0	-	-
\$ 3,200 - \$ 3,999	202	9.8	202	10.7	-	-	-	-	100.0	-	-
\$ 4,000 - \$ 4,799	65	3.1	47	...	-	-	73.2	-	...
\$ 4,800 - \$ 5,599	...	1.0	...	1.1	-	-	-	-	...	-	-
\$ 5,600 - \$ 6,399	...	0.4	...	0.4	-	-	-	-	...	-	-
\$ 8,000 - \$ 8,799	54	2.6	54	2.8	-	-	-	-	100.0	-	-
\$ 16,800 +	...	0.8	-	-	-	-	...	10.5	-	-	...
Not Stated	377	18.3	309	16.4	-	-	67	40.7	82.1	-	17.9

Table 6.29: Mean and Median Other Monthly Earnings for Persons Not in the Labour Force by Status, Fall 2025

Sex	Monthly Earnings CI\$	
	Mean	Median
Total	2,253.72	1,199.50
Caymanian	2,097.91	1,199.50
Non Caymanian	4,753.65	1,999.50

Table 6.30: Persons Not in the Labour Force by Sex, Status and With or Without Educational Training, Fall 2025

Selected Characteristics	Total	With Training	Without Training	Not Stated	Percent Distribution	
					With Training	Without Training
Total	12,901	1,358	11,378	164	10.5	88.2
Male	4,932	572	4,290	71	11.6	87.0
Female	7,969	787	7,089	93	9.9	89.0
Caymanian	9,908	907	8,837	164	9.1	89.2
PR-WRW	573	61	513	0	10.6	89.4
Non-Caymanian	2,420	391	2,028	0	16.2	83.8

Table 6.31: Persons Not in the Labour Force by Sex, Status and With or Without Training, Fall 2025

Selected Characteristics	Total	With Training	Without Training	Not Stated	Percent Distribution	
					With Training	Without Training
Total	12,901	5,157	7,544	200	40.0	58.5
Male	4,932	2,158	2,722	52	43.8	55.2
Female	7,969	2,999	4,823	147	37.6	60.5
Caymanian	9,908	3,729	6,058	121	37.6	61.1
Permanent Res.	1,197	613	550	34	51.2	45.9
Non-Caymanian	1,796	814	937	45	45.3	52.2

Table 6.32: Persons Not in the Labour Force who Received Training by Last Trained Occupation and Sex, Fall 2025

Occupation	Total		Caymanian		Permanent Res.		Non Caymanian		Status Distribution		
	#	%	#	%	#	%	#	%	Permanent		Non Caymanian
									Caymanian	Res.	
Total	5,157	100.0	3,729	100.0	613	100.0	814	100.0	72.3	11.9	15.8
Managers	351	6.8	193	5.2	103	16.9	55	6.8	54.8	29.4	15.7
Professionals	1,613	31.3	933	25.0	259	42.3	421	51.6	57.9	16.1	26.1
Technicians and Associate Professionals	897	17.4	738	19.8	95	15.5	64	7.8	82.3	10.6	7.1
Clerical Support Workers	417	8.1	372	10.0	45	7.4	-	-	89.2	10.8	-
Service and Sales Workers	789	15.3	608	16.3	59	9.6	123	15.1	77.0	7.5	15.5
Skilled agricultural, forestry and fishery workers	43	0.8	-	-	-	...
Craft and related trades workers	552	10.7	507	13.6	-	-	45	5.5	91.8	-	8.2
Plant and machine operators, and assemblers	77	1.5	77	2.1	-	-	-	-	100.0	-	-
Elementary occupations	245	4.8	178	4.8	34	5.5	33	4.0	72.8	13.8	13.3
Armed forces occupations	52	1.0	-	-	-	-	52	6.4	-	-	100.0
Not Stated	121	2.3	103	2.8	-	-	85.6	...	-

Table 6.33: Persons Not in the Labour Force who Received Training by Last Trained Occupation and Status, Fall 2025

Occupation	Total		Male		Female		Sex Distribution	
	#	%	#	%	#	%	Male	Female
Total	5,157	100.0	2,158	100.0	2,999	100.0	41.9	58.1
Managers	351	6.8	136	6.3	215	7.2	38.9	61.1
Professionals	1,613	31.3	611	28.3	1,003	33.4	37.8	62.2
Technicians and Associate Professionals	897	17.4	405	18.8	492	16.4	45.1	54.9
Clerical Support Workers	417	8.1	65	3.0	351	11.7	15.7	84.3
Service and Sales Workers	789	15.3	222	10.3	567	18.9	28.1	71.9
Skilled agricultural, forestry and fishery workers	43	0.8	43	2.0	-	-	100.0	-
Craft and related trades workers	552	10.7	531	24.6	96.3	...
Plant and machine operators, and assemblers	77	1.5	62	2.9	80.6	...
Elementary occupations	245	4.8	230	7.7	...	94.0
Armed forces occupations	52	1.0	-	-	52	1.7	-	100.0
Not Stated	121	2.3	68	3.1	53	2	56.3	44

Table 6.34: Persons Not in the Labour Force who Received Training by Location of Training and Sex, Fall 2025

Institution	Total		Male		Female		Sex Distribution	
	#	%	#	%	#	%	Male	Female
Total	5,157	100.0	2,158	100.0	2,999	100.0	41.9	58.1
Local Institution	1,303	25.3	497	23.0	807	26.9	38.1	61.9
Foreign Institution/Organization	2,144	41.6	1,029	47.7	1,115	37.2	48.0	52.0
Correspondence (not online)	45	0.9	30	1.4	67.3	...
Online (local and foreign)	147	2.9	74	3.4	73	2.4	50.4	49.6
On the job	1,398	27.1	513	23.8	884	29.5	36.7	63.3
Apprentice/Job Internship	62	1.2	-	-	62	2.1	-	100.0
DK/NS	58	1.1	43	1.4	...	74.1

Table 6.35: Persons Not in the Labour Force who Received Training by Location of Training and Status, Fall 2025

Institution	Total		Caymanian		Permanent Res.		Non Caymanian		Status Distribution		
	#	%	#	%	#	%	#	%	Caymanian	Permanent Res.	Non Caymanian
Total	5,157	100.0	3,729	100.0	613	100.0	814	100.0	72.3	11.9	15.8
Local Institution	1,303	25.3	1,097	29.4	32	5.2	175	21.5	84.2	2.4	13.4
Foreign Institution/Organization	2,144	41.6	1,336	35.8	311	50.8	496	61.0	62.3	14.5	23.2
Correspondence (not online)	45	0.9	30	4.9	-	-	...	67.3	-
Online (local and foreign)	147	2.9	71	1.9	-	-	76	9.3	48.4	-	51.6
On the job	1,398	27.1	1,166	31.3	165	26.8	67	8.3	83.4	11.8	4.8
Apprentice/Job Internship	62	1.2	48	7.8	-	-	...	76.4	-
DK/NS	58	1.1	30	0.8	-	-	51.9	...	-

Table 6.36: Persons Not in the Labour Force who Received Training by Year of Training and Sex, Fall 2025

Date completed	Total		Male		Female		Sex Distribution	
	#	%	#	%	#	%	Male	Female
Total	5,157	100.0	2,158	100.0	2,999	100.0	41.9	58.1
Ongoing	455	8.8	263	12.2	192	6.4	57.9	42.1
This Year (2025)	221	4.3	67	3.1	154	5.1	30.2	69.8
2024	213	4.1	191	6.4	...	89.5
2023	112	2.2	51	2.3	61	2.0	45.4	54.6
2022	127	2.5	47	2.2	80	2.7	37.3	62.7
2021	386	7.5	180	8.3	206	6.9	46.5	53.5
Before 2021	3,520	68.3	1,477	68.5	2,042	68.1	42.0	58.0
Did not complete	44	0.9	29	1.0	...	66.7
DK/NS	79	1.5	36	1.7	43	1.4	45.4	54.6

Table 6.37: Persons Not in the Labour Force who Received Training by Year of Training and Status, Fall 2025

Date Completed	Total		Caymanian		Permanent Res.		Non Caymanian		Status Distribution		
	#	%	#	%	#	%	#	%	Caymanian	Permanent Res.	Non Caymanian
Total	5,157	100.0	3,729	100.0	613	100.0	814	100.0	72.3	11.9	15.8
Ongoing	455	8.8	271	7.3	30	4.9	153	18.8	59.6	6.6	33.7
This Year (2025)	221	4.3	108	2.9	68	11.1	45	5.5	48.9	30.7	20.4
2024	213	4.1	161	4.3	-	-	52	6.4	75.6	-	24.4
2023	112	2.2	56	1.5	-	-	55	6.8	50.5	-	49.5
2022	127	2.5	98	12.0	77.2
2021	386	7.5	271	7.3	48	7.8	67	8.3	70.2	12.3	17.5
Before 2021	3,520	68.3	2,751	73.8	425	69.4	343	42.1	78.2	12.1	9.7
Did not complete	44	0.9	44	1.2	-	-	-	-	100.0	-	-
DK/NS	79	1.5	51	1.4	-	-	64.7	...	-

Table 6.38: Persons Usually Not in the Labour Force by Selected Characteristics and Sex, Fall 2025

Selected Characteristics	Total		Male		Female	
	#	%	#	%	#	%
Total	12,362	100.0	4,754	100.0	7,608	100.0
Status						
Caymanian	9,856	79.7	3,975	83.6	5,881	77.3
Permanent Res.	1,025	8.3	312	6.6	713	9.4
Non-Caymanian	1,481	12.0	467	9.8	1,014	13.3
Age						
15 - 24	4,416	35.7	1,889	39.7	2,527	33.2
25 - 34	935	7.6	341	7.2	594	7.8
35 - 44	714	5.8	186	3.9	528	6.9
45 - 54	682	5.5	192	4.0	490	6.4
55 - 64	1,306	10.6	410	8.6	896	11.8
65+	4,309	34.9	1,735	36.5	2,574	33.8
Educational Attainment						
None	135	1.1	-	-	135	1.8
Primary and below	849	6.9	290	6.1	559	7.3
Middle	1,015	8.2	428	9.0	588	7.7
High	5,531	44.7	2,303	48.4	3,228	42.4
Post Secondary	1,834	14.8	667	14.0	1,166	15.3
College / University	2,807	22.7	955	20.1	1,852	24.3
Not Stated	191	1.5	111	2	80	1.1

Table 6.39: Persons Usually Not in the Labour Force by Selected Characteristics and Status, Fall 2025

Selected Characteristics	Total		Caymanian		Permanent Res.		Non Caymanian	
	#	%	#	%	#	%	#	%
Total	12,362	100.0	9,856	100.0	1,025	100.0	1,481	100.0
Sex								
Male	4,754	38.5	3,975	40.3	312	30.4	467	31.5
Female	7,608	61.5	5,881	59.7	713	69.6	1,014	68.5
Age								
15 - 24	4,416	35.7	3,679	37.3	181	17.7	556	37.5
25 - 34	935	7.6	494	5.0	82	8.0	359	24.3
35 - 44	714	5.8	269	2.7	295	28.8	149	10.1
45 - 54	682	5.5	337	3.4	195	19.0	150	10.2
55 - 64	1,306	10.6	1,035	10.5	181	17.7	90	6.1
65+	4,309	34.9	4,042	41.0	91	8.9	176	11.9
Educational Attainment								
None	135	1.1	135	1.4	-	-	-	-
Primary and below	849	6.9	776	7.9	55	3.7
Middle	1,015	8.2	879	8.9	30	3.0	106	7
High	5,531	44.7	4,728	48.0	298	29.0	504	34.1
Post Secondary	1,834	14.8	1,548	15.7	156	15.3	130	8.8
College / University	2,807	22.7	1,598	16.2	524	51.1	685	46.3
Not Stated	191	1.5	191	1.9	-	-	-	-

Table 6.40: Percent of Persons Not in the Labour Force by Selected Characteristics and Unavailability for Work, Fall 2025

Selected Characteristics	Total		Unavailable Jobseekers		Jobseekers	
	#	%	#	%	#	%
Total	726	100.0	99	100.0	627	100.0
Sex						
Male	315	43.3	28	28.4	286	45.7
Female	411	56.7	71	71.6	340	54.3
Status						
Caymanian	425	58.6	403	64.3
Permanent Resident	190	26.2	34	34.2	156	24.9
Non-Caymanian	111	15.2	43	43.4	67	10.8
Age						
15 - 24	88	12.1	73	12
25 - 34	153	21.1	-	-	153	24.4
35 - 44	115	15.8	51	51.0	64	10.2
45 - 54	125	17.2	-	-	125	19.9
55 - 64	137	18.8	34	34.2	103	16.4
65+	110	15.1	-	-	110	17.5
Educational Attainment						
None	-	-
Primary and below	-	-
Middle	45	6.2	-	-	45	7.1
High	259	35.6	34	34.2	225	35.8
Post Secondary	213	29.3	-	-	213	34.0
College / University	173	23.8	65	65.8	107	17.1

SECTION 7: HOUSING CHARACTERISTICS

Table 7.1: Type of Dwelling, Fall 2025

Type of Dwelling	Households	
	#	%
Total	34,182	100
Detached house	12,563	36.8
Semi-detached house	579	1.7
Duplex	1,449	4.2
Apartment	13,618	39.8
Condominium / townhouse	3,549	10.4
Studio	910	2.7
One-room	1,374	4.0
Combined business / dwelling	85	0.2
Other (please specify)	33	0.1
DK/NS	21	0.1

Table 7.2: Households by Number of Rooms, Fall 2025

Number of Rooms	Households	
	#	%
Total	34,182	100
One	1,557	4.6
Two	2,717	7.9
Three	3,847	11.3
Four	5,897	17.3
Five	7,599	22.2
Six	5,081	14.9
Seven	3,103	9.1
Eight +	4,381	12.5
DK/NS	119	0.3

Table 7.3: Households by Number of Bedrooms, Fall 2025

Number of Bedrooms	Households	
	#	%
Total	34,182	100
None ¹	2,284	6.7
One	10,049	29.4
Two	9,692	28.4
Three	7,903	23.1
Four	2,849	8.3
Five	796	2.3
Six +	1	0.7
DK/NS	383	1.1

¹ *None* or no bedrooms, accounts for the number of dwelling units without at least one room designated solely for sleeping.

Table 7.4: Households by Type of Dwelling Tenure, Fall 2025

Tenancy	Households	
	#	%
Total	34,182	100
Owned without mortgage	7,861	23.0
Owned with mortgage	7,342	21.5
Rented - Paid by HH member	16,995	49.7
Rented - Paid by non-HH member	813	2.4
Other	979	2.9
DK/NS	192	0.6

Table 7.5: Ownership of Household by Household Member, Fall 2025

Ownership by HH member	#	%
Total	16,374	100.0
Yes	14,962	91.4
No	1,220	7.5
DK/NS	192	1.2

Table 7.6: Status of Ownership of Household, Fall 2025

Status of Owners	#	%
Total	34,182	100.0
Caymanian	23,810	69.7
Non Caymanian	3,738	10.9
Combined ownership - Caymanian & Non Caymanian	662	1.9
Rented from a rental agency/property manager	2,416	7.1
Rented from the owner	2,562	7.5
DK/NS	994	2.9

**Table 7.7: Mean and Median Rent of Housing Accommodation
by District & Number of Bedrooms, Fall 2025**

Selected Characteristics	Actual Rent	
	Mean	Median
Total	1,627.01	1,300.00
District		
George Town	1,771.33	1,400.00
West Bay	1,587.46	1,300.00
Bodden Town	1,352.71	1,214.00
North Side	1,063.64	800.00
East End	1,210.00	1,150.00
Sister Islands	727.67	600.00
Bedrooms		
None ¹	810.24	750.00
One	1,186.91	1,000.00
Two	2,325.80	2,100.00
Three	3,106.90	3,000.00
Four	3,444.66	2,750.00
Five	4,000.00	4,000.00
DK/NS	743.60	700.00

**Table 7.8: Mean and Median Estimated Mortgage Payment
by District & Number of Bedrooms, Fall 2025**

Selected Characteristics	Mortgage Payment	
	Mean	Median
Total	2,748.17	2,200.00
District		
George Town	3,210.89	2,500.00
West Bay	3,044.88	2,050.00
Bodden Town	2,214.19	2,000.00
North Side	2,262.90	2,000.00
East End	1,844.50	1,275.00
Sister Islands	1,528.43	1,570.50
Bedrooms		
One	1,998.48	1,400.00
Two	2,047.11	1,800.00
Three	2,727.23	2,200.00
Four	3,575.97	3,200.00
Five	5,746.69	4,000.00
Six	2,388.10	2,300.00
Seven	2,100.00	2,100.00

**Table 7.9: Mean and Median Owner Occupied Rent
by District & Number of Bedrooms, Fall 2025**

Selected Characteristics	Owner Occupied Rent	
	Mean	Median
Total	4,390.12	3,500.00
District		
George Town	4,569.66	3,500.00
West Bay	5,590.52	4,000.00
Bodden Town	3,713.79	3,500.00
North Side	3,140.91	3,000.00
East End	2,283.33	2,000.00
Sister Islands	2,540.70	2,500.00
Bedrooms		
None ¹	800.00	800.00
One	1,718.77	1,500.00
Two	2,757.66	2,800.00
Three	4,136.18	3,500.00
Four	7,141.11	5,000.00
Five	8,458.51	7,000.00
Six	9,745.89	10,000.00
Seven	3,500.00	3,500.00

**Table 7.10: Households that Rented by Type of Utilities
Included in Rent, Fall 2025**

Utilities Included	Rented Households	
	#	%
Total	18,978	100.0
Electricity	5,635	29.7
Water	5,821	30.7
Cable	1,670	8.8
No Utility	11,547	60.8
DK/NS	758	4.0

** Note: Multiple Response Question*

Table 7.11: Households with or without Insurance, Fall 2025

Insurance	Households	
	#	%
Total	34,182	100.0
Housing Structure Insurance		
With	16,967	49.6
Without	6,327	18.5
DK/NS	10,888	31.9
Content Insurance		
With	7,523	22.0
Without	14,785	43.3
DK/NS	11,874	34.7

Table 7.12: Households Main Water Source, Fall 2025

Main Water Source	Households	
	#	%
Total	34,182	100.0
Mains	32,497	95.1
Cistern	1,061	3.1
Well	412	1.2
DK/NS	213	0.6

Table 7.13: Households with Amenities, Fall 2025

Amenities	Households	
	#	%
Total	34,182	100.0
Internet	32,493	95.1
Cable/Satellite	11,792	34.5
Internet TV	22,375	65.5
Air Conditioning	33,006	96.6

Table 7.14: Households by Number of Communication Devices and Transportation, Fall 2025

Type of Communication Device and Transportation	Households	
	#	%
Total	34,182	100
Number of landlines		
0	29,667	86.8
1	4,428	13.0
2	66	0.2
Number of cellphones		
0	582	1.7
1	10,221	29.9
2	13,504	39.5
3	5,721	16.7
4	2,686	7.9
5+	1,468	4.3
Number of computers/laptops		
0	10,216	29.9
1	11,488	33.6
2	7,287	21.3
3	3,194	9.3
4	1,315	3.8
5+	682	2.0
Number of tablets/e-readers		
0	17,224	50.4
1	9,862	28.9
2	4,589	13.4
3	1,703	5.0
4	531	1.6
5+	272	0.8
Number of motor vehicles		
0	5,795	17.0
1	14,067	41.2
2	10,330	30.2
3	2,806	8.2
4	894	2.6
5+	290	0.8

Table 7.15: Households who had amenities disconnected due to non-payment, Fall 2025

Amenities	Households	
	#	%
Total	34,182	100.0
Electricity	1,061	3.1
Landline Telephones	99	0.3
Internet Services	1,087	3.2
Water	782	2.3
Electronic Security	186	0.5

Table 7.16: Household Engagement in Environmentally Friendly Activities, Fall 2025

Selected Characteristics	Households	
	#	%
Total	34,182	100.0
Reuse/recycle materials		
Always	8,023	23.5
Most of the time	5,264	15.4
Sometimes	9,752	28.5
Never	10,937	32.0
DK/NS	206	0.6
Seperate/Sort Waste		
Always	18,197	53.2
Most of the time	8,724	25.5
Sometimes	4,872	14.3
Never	2,219	6.5
DK/NS	170	0.5
Conserve energy		
Always	17,716	51.8
Most of the time	8,728	25.5
Sometimes	4,911	14.4
Never	2,598	7.6
DK/NS	228	0.7
Reduce Waste		
Always	6,713	19.6
Most of the time	4,917	14.4
Sometimes	8,630	25.2
Never	13,683	40.0
DK/NS	239	0.7
Conserve Water		
Always	8,784	25.7
Most of the time	7,708	22.6
Sometimes	9,536	27.9
Never	7,874	23.0
DK/NS	280	0.8

Table 7.17: Households by Number of Household Employees, Fall 2025

Type of Household Employee	Households	
	#	%
Total	34,182	100.0
Domestic Helper		
0	30,550	89.4
1	3,611	10.6
2	21	0.1
Gardener		
0	32720	95.7
1	1462	4.3
Nanny (Children)		
0	33,453	97.9
1	707	2.1
2	21	0.1
Care Giver (Elderly/Sick)		
0	33,568	98.2
1	463	1.4
2	152	0.4
Other		
0	34,097	99.8
1	85	0.2

QUESTIONNAIRE



CAYMAN ISLANDS
Labour Force Survey
 Conducted in October 2024



For optimum accuracy, please print carefully and avoid contact with the edges of the box. The following will serve as an example:

1	2	3	4	5	6	7	8	9	0
---	---	---	---	---	---	---	---	---	---

IMPORTANT!!! Shade the circle where applicable. Like This--> ●
 Not Like This--> ⊗

USE ONLY 2B PENCIL

CONFIDENTIAL SAMPLE #

District <div style="border: 1px solid black; width: 20px; height: 15px; margin: 0 auto;"></div>	EA Number <div style="border: 1px solid black; width: 30px; height: 15px; margin: 0 auto;"></div>	Block <div style="border: 1px solid black; width: 40px; height: 15px; margin: 0 auto;"></div>	Parcel <div style="border: 1px solid black; width: 60px; height: 15px; margin: 0 auto;"></div>
---	--	--	---

Address of Household: _____

Telephone number
 -

Email Address

Number of persons in household			Book #	Number of extra households found
Male	Female	Total		
<div style="border: 1px solid black; width: 20px; height: 15px;"></div>	<div style="border: 1px solid black; width: 20px; height: 15px;"></div>	<div style="border: 1px solid black; width: 20px; height: 15px;"></div>	<div style="border: 1px solid black; width: 20px; height: 15px;"></div> of <div style="border: 1px solid black; width: 20px; height: 15px;"></div>	<div style="border: 1px solid black; width: 20px; height: 15px;"></div>

I hereby certify that the information contained on this form has been completed to the best of my ability.

Enumerator's Signature: _____	Enumerator #
Field Supervisor's Signature: _____	Field Supervisor #
Editor's Signature: _____	Editor #
Coder's Signature: _____	Coder #

RESULT

<input type="radio"/> 1 Fully completed	<input type="radio"/> 4 Unable to find address	<input type="radio"/> 7 Demolished	<input type="radio"/> 10 Verified No contact
<input type="radio"/> 2 Partially completed	<input type="radio"/> 5 Vacant - not occupied	<input type="radio"/> 8 Temporary second home	<input type="radio"/> 11 No Contact
<input type="radio"/> 3 Refusal	<input type="radio"/> 6 Under construction/Derelict	<input type="radio"/> 9 Temporary short-term rental	<input type="radio"/> 12 Out of Scope

RECORD OF VISITS

Date of Visit	Start Time 24 hr	End Time 24 hr	Comments
D D / M M / Y Y □ □ / □ □ / □ □	_____	_____	
D D / M M / Y Y □ □ / □ □ / □ □	_____	_____	
D D / M M / Y Y □ □ / □ □ / □ □	_____	_____	
D D / M M / Y Y □ □ / □ □ / □ □	_____	_____	
D D / M M / Y Y □ □ / □ □ / □ □	_____	_____	
D D / M M / Y Y □ □ / □ □ / □ □	_____	_____	

1.0 Please give the names of all members of this household.

INCLUDE:

- All persons staying or intending to stay in the Cayman Islands for at least six (6) months
- Newborn babies. If baby has not been named write BABY of Person.....
- Elderly persons
- Resident students abroad

Probe for anyone who might be away but who usually lives in this household

DO NOT INCLUDE - Visitors who reside elsewhere in the Cayman Islands or abroad. *The head of the household should be the first person listed*

LISTING OF HOUSEHOLD MEMBERS

	First Name	Surname (optional)		First Name	Surname (optional)
1			10		
2			11		
3			12		
4			13		
5			14		
6			15		
7			16		
8			17		
9			18		



Draft



Section 1 - Demographic Characteristics

To be completed for ALL persons

P E R S O N #	1.1 Has ... been in the Cayman Islands for at least six (6) months or intends to stay for at least six (6) months? 1 ... Yes 2 ... No 99...DK/NS <div style="border: 1px solid black; padding: 2px; display: inline-block;"> If 2 or 99, END INTERVIEW </div>	1.2 What is ...'s relationship to head of the household? 1....Head 2....Spouse (Husband/Wife) 3....Partner (unmarried) 4....Civil Partner (same sex) 5....Child 6....Son/daughter-in-law 7....Grandchild 8....Parent/parent-in-law 9....Grandparent 10....Brother/sister 11....Other relative 12....Live-in domestic 13....Non-relative 99...DK/NS	1.3 Is ... the child of any other member(s) of the household? 1....Yes (specify) 2....No 99...DK/NS	
	1	<input type="radio"/> 1 <input type="radio"/> 2 <input type="radio"/> 99	<input type="radio"/> 1 <input type="radio"/> 5 <input type="radio"/> 9 <input type="radio"/> 13 <input type="radio"/> 2 <input type="radio"/> 6 <input type="radio"/> 10 <input type="radio"/> 99 <input type="radio"/> 3 <input type="radio"/> 7 <input type="radio"/> 11 <input type="radio"/> 4 <input type="radio"/> 8 <input type="radio"/> 12	<input type="radio"/> 1 → Person No <input style="width: 30px; height: 20px; border: 1px solid black;" type="text"/> & Person No <input style="width: 30px; height: 20px; border: 1px solid black;" type="text"/> <input type="radio"/> 2 <input type="radio"/> 99
	2	<input type="radio"/> 1 <input type="radio"/> 2 <input type="radio"/> 99	<input type="radio"/> 1 <input type="radio"/> 5 <input type="radio"/> 9 <input type="radio"/> 13 <input type="radio"/> 2 <input type="radio"/> 6 <input type="radio"/> 10 <input type="radio"/> 99 <input type="radio"/> 3 <input type="radio"/> 7 <input type="radio"/> 11 <input type="radio"/> 4 <input type="radio"/> 8 <input type="radio"/> 12	<input type="radio"/> 1 → Person No <input style="width: 30px; height: 20px; border: 1px solid black;" type="text"/> & Person No <input style="width: 30px; height: 20px; border: 1px solid black;" type="text"/> <input type="radio"/> 2 <input type="radio"/> 99
	3	<input type="radio"/> 1 <input type="radio"/> 2 <input type="radio"/> 99	<input type="radio"/> 1 <input type="radio"/> 5 <input type="radio"/> 9 <input type="radio"/> 13 <input type="radio"/> 2 <input type="radio"/> 6 <input type="radio"/> 10 <input type="radio"/> 99 <input type="radio"/> 3 <input type="radio"/> 7 <input type="radio"/> 11 <input type="radio"/> 4 <input type="radio"/> 8 <input type="radio"/> 12	<input type="radio"/> 1 → Person No <input style="width: 30px; height: 20px; border: 1px solid black;" type="text"/> & Person No <input style="width: 30px; height: 20px; border: 1px solid black;" type="text"/> <input type="radio"/> 2 <input type="radio"/> 99
	4	<input type="radio"/> 1 <input type="radio"/> 2 <input type="radio"/> 99	<input type="radio"/> 1 <input type="radio"/> 5 <input type="radio"/> 9 <input type="radio"/> 13 <input type="radio"/> 2 <input type="radio"/> 6 <input type="radio"/> 10 <input type="radio"/> 99 <input type="radio"/> 3 <input type="radio"/> 7 <input type="radio"/> 11 <input type="radio"/> 4 <input type="radio"/> 8 <input type="radio"/> 12	<input type="radio"/> 1 → Person No <input style="width: 30px; height: 20px; border: 1px solid black;" type="text"/> & Person No <input style="width: 30px; height: 20px; border: 1px solid black;" type="text"/> <input type="radio"/> 2 <input type="radio"/> 99
	5	<input type="radio"/> 1 <input type="radio"/> 2 <input type="radio"/> 99	<input type="radio"/> 1 <input type="radio"/> 5 <input type="radio"/> 9 <input type="radio"/> 13 <input type="radio"/> 2 <input type="radio"/> 6 <input type="radio"/> 10 <input type="radio"/> 99 <input type="radio"/> 3 <input type="radio"/> 7 <input type="radio"/> 11 <input type="radio"/> 4 <input type="radio"/> 8 <input type="radio"/> 12	<input type="radio"/> 1 → Person No <input style="width: 30px; height: 20px; border: 1px solid black;" type="text"/> & Person No <input style="width: 30px; height: 20px; border: 1px solid black;" type="text"/> <input type="radio"/> 2 <input type="radio"/> 99
	6	<input type="radio"/> 1 <input type="radio"/> 2 <input type="radio"/> 99	<input type="radio"/> 1 <input type="radio"/> 5 <input type="radio"/> 9 <input type="radio"/> 13 <input type="radio"/> 2 <input type="radio"/> 6 <input type="radio"/> 10 <input type="radio"/> 99 <input type="radio"/> 3 <input type="radio"/> 7 <input type="radio"/> 11 <input type="radio"/> 4 <input type="radio"/> 8 <input type="radio"/> 12	<input type="radio"/> 1 → Person No <input style="width: 30px; height: 20px; border: 1px solid black;" type="text"/> & Person No <input style="width: 30px; height: 20px; border: 1px solid black;" type="text"/> <input type="radio"/> 2 <input type="radio"/> 99

* 1 0 0 0 0 0 0 *



Section 1 - Demographic Characteristics (cont'd)

To be completed for ALL persons

PERSON #	1.4	1.5	1.6
	What is ...'s sex? 1.....Male 2.....Female	What is ...'s date of birth? Please give the month and year. <u>Use 99/9999 for DK/NS.</u>	What was ...'s age as at the week ending September 28th, 2024? <u>Use 999 for DK/NS.</u> <u>If less than one year write 00.</u>
1	<input type="radio"/> O1 <input type="radio"/> O2	<input type="text"/> <input type="text"/> / <input type="text"/> <input type="text"/> <input type="text"/> <input type="text"/> M M Y Y Y Y	<input type="text"/> <input type="text"/> <input type="text"/>
2	<input type="radio"/> O1 <input type="radio"/> O2	<input type="text"/> <input type="text"/> / <input type="text"/> <input type="text"/> <input type="text"/> <input type="text"/> M M Y Y Y Y	<input type="text"/> <input type="text"/> <input type="text"/>
3	<input type="radio"/> O1 <input type="radio"/> O2	<input type="text"/> <input type="text"/> / <input type="text"/> <input type="text"/> <input type="text"/> <input type="text"/> M M Y Y Y Y	<input type="text"/> <input type="text"/> <input type="text"/>
4	<input type="radio"/> O1 <input type="radio"/> O2	<input type="text"/> <input type="text"/> / <input type="text"/> <input type="text"/> <input type="text"/> <input type="text"/> M M Y Y Y Y	<input type="text"/> <input type="text"/> <input type="text"/>
5	<input type="radio"/> O1 <input type="radio"/> O2	<input type="text"/> <input type="text"/> / <input type="text"/> <input type="text"/> <input type="text"/> <input type="text"/> M M Y Y Y Y	<input type="text"/> <input type="text"/> <input type="text"/>
6	<input type="radio"/> O1 <input type="radio"/> O2	<input type="text"/> <input type="text"/> / <input type="text"/> <input type="text"/> <input type="text"/> <input type="text"/> M M Y Y Y Y	<input type="text"/> <input type="text"/> <input type="text"/>

* 1 0 0 0 0 0 0 *



Draft




Section 1 - Demographic Characteristics (cont'd)

To be completed for ALL persons

P E R S O N #	1.7 Which one of the following best describes ...'s status in the Cayman Islands?				1.8 In what country was ... born?																																	
	1.....Caymanian	2.....Non-Caymanian married to Caymanian with PR	3.....Non-Caymanian married to Caymanian with work permit	4.....Non-Caymanian married to Caymanian WITHOUT rights to work	5.....Permanent resident with government contract work	6.....Permanent resident with rights to work	7.....Permanent resident WITHOUT rights to work	8.....Non-Caymanian with government contract work	9.....Non-Caymanian with work permit	10.....Non-Caymanian with NO work permit (e.g. spouses and children of permit holders)	11.....Non-Caymanian with Student Visa	12...Non-Caymanian - Other	99.....DK/NS	1.....Cayman Islands	2.....Jamaica	3.....USA	4.....UK	5.....Honduras	6.....Canada	7.....Nicaragua	8.....Barbados	9.....Cuba	10.....Trinidad & Tobago	11.....Guyana	12.....Costa Rica	13.....Republic of Ireland	14.....Columbia	15.....Phillippines	16.....India	17.....Australia	18.....South Africa	19.....Other Caribbean	20.....Rest of the World	99...DK/NS				
1	<input type="radio"/> 1	<input type="radio"/> 5	<input type="radio"/> 9	<input type="radio"/> 99	<input type="radio"/> 1	<input type="radio"/> 5	<input type="radio"/> 9	<input type="radio"/> 13	<input type="radio"/> 17	<input type="radio"/> 99			<input type="radio"/> 1	<input type="radio"/> 5	<input type="radio"/> 9	<input type="radio"/> 13	<input type="radio"/> 17	<input type="radio"/> 99																				
	<input type="radio"/> 2	<input type="radio"/> 6	<input type="radio"/> 10		<input type="radio"/> 2	<input type="radio"/> 6	<input type="radio"/> 10	<input type="radio"/> 14	<input type="radio"/> 18				<input type="radio"/> 2	<input type="radio"/> 6	<input type="radio"/> 10	<input type="radio"/> 14	<input type="radio"/> 18																					
	<input type="radio"/> 3	<input type="radio"/> 7	<input type="radio"/> 11		<input type="radio"/> 3	<input type="radio"/> 7	<input type="radio"/> 11	<input type="radio"/> 15	<input type="radio"/> 19				<input type="radio"/> 3	<input type="radio"/> 7	<input type="radio"/> 11	<input type="radio"/> 15	<input type="radio"/> 19																					
	<input type="radio"/> 4	<input type="radio"/> 8	<input type="radio"/> 12		<input type="radio"/> 4	<input type="radio"/> 8	<input type="radio"/> 12	<input type="radio"/> 16	<input type="radio"/> 20				<input type="radio"/> 4	<input type="radio"/> 8	<input type="radio"/> 12	<input type="radio"/> 16	<input type="radio"/> 20																					
2	<input type="radio"/> 1	<input type="radio"/> 5	<input type="radio"/> 9	<input type="radio"/> 99	<input type="radio"/> 1	<input type="radio"/> 5	<input type="radio"/> 9	<input type="radio"/> 13	<input type="radio"/> 17	<input type="radio"/> 99			<input type="radio"/> 1	<input type="radio"/> 5	<input type="radio"/> 9	<input type="radio"/> 13	<input type="radio"/> 17	<input type="radio"/> 99																				
	<input type="radio"/> 2	<input type="radio"/> 6	<input type="radio"/> 10		<input type="radio"/> 2	<input type="radio"/> 6	<input type="radio"/> 10	<input type="radio"/> 14	<input type="radio"/> 18				<input type="radio"/> 2	<input type="radio"/> 6	<input type="radio"/> 10	<input type="radio"/> 14	<input type="radio"/> 18																					
	<input type="radio"/> 3	<input type="radio"/> 7	<input type="radio"/> 11		<input type="radio"/> 3	<input type="radio"/> 7	<input type="radio"/> 11	<input type="radio"/> 15	<input type="radio"/> 19				<input type="radio"/> 3	<input type="radio"/> 7	<input type="radio"/> 11	<input type="radio"/> 15	<input type="radio"/> 19																					
	<input type="radio"/> 4	<input type="radio"/> 8	<input type="radio"/> 12		<input type="radio"/> 4	<input type="radio"/> 8	<input type="radio"/> 12	<input type="radio"/> 16	<input type="radio"/> 20				<input type="radio"/> 4	<input type="radio"/> 8	<input type="radio"/> 12	<input type="radio"/> 16	<input type="radio"/> 20																					
3	<input type="radio"/> 1	<input type="radio"/> 5	<input type="radio"/> 9	<input type="radio"/> 99	<input type="radio"/> 1	<input type="radio"/> 5	<input type="radio"/> 9	<input type="radio"/> 13	<input type="radio"/> 17	<input type="radio"/> 99			<input type="radio"/> 1	<input type="radio"/> 5	<input type="radio"/> 9	<input type="radio"/> 13	<input type="radio"/> 17	<input type="radio"/> 99																				
	<input type="radio"/> 2	<input type="radio"/> 6	<input type="radio"/> 10		<input type="radio"/> 2	<input type="radio"/> 6	<input type="radio"/> 10	<input type="radio"/> 14	<input type="radio"/> 18				<input type="radio"/> 2	<input type="radio"/> 6	<input type="radio"/> 10	<input type="radio"/> 14	<input type="radio"/> 18																					
	<input type="radio"/> 3	<input type="radio"/> 7	<input type="radio"/> 11		<input type="radio"/> 3	<input type="radio"/> 7	<input type="radio"/> 11	<input type="radio"/> 15	<input type="radio"/> 19				<input type="radio"/> 3	<input type="radio"/> 7	<input type="radio"/> 11	<input type="radio"/> 15	<input type="radio"/> 19																					
	<input type="radio"/> 4	<input type="radio"/> 8	<input type="radio"/> 12		<input type="radio"/> 4	<input type="radio"/> 8	<input type="radio"/> 12	<input type="radio"/> 16	<input type="radio"/> 20				<input type="radio"/> 4	<input type="radio"/> 8	<input type="radio"/> 12	<input type="radio"/> 16	<input type="radio"/> 20																					
4	<input type="radio"/> 1	<input type="radio"/> 5	<input type="radio"/> 9	<input type="radio"/> 99	<input type="radio"/> 1	<input type="radio"/> 5	<input type="radio"/> 9	<input type="radio"/> 13	<input type="radio"/> 17	<input type="radio"/> 99			<input type="radio"/> 1	<input type="radio"/> 5	<input type="radio"/> 9	<input type="radio"/> 13	<input type="radio"/> 17	<input type="radio"/> 99																				
	<input type="radio"/> 2	<input type="radio"/> 6	<input type="radio"/> 10		<input type="radio"/> 2	<input type="radio"/> 6	<input type="radio"/> 10	<input type="radio"/> 14	<input type="radio"/> 18				<input type="radio"/> 2	<input type="radio"/> 6	<input type="radio"/> 10	<input type="radio"/> 14	<input type="radio"/> 18																					
	<input type="radio"/> 3	<input type="radio"/> 7	<input type="radio"/> 11		<input type="radio"/> 3	<input type="radio"/> 7	<input type="radio"/> 11	<input type="radio"/> 15	<input type="radio"/> 19				<input type="radio"/> 3	<input type="radio"/> 7	<input type="radio"/> 11	<input type="radio"/> 15	<input type="radio"/> 19																					
	<input type="radio"/> 4	<input type="radio"/> 8	<input type="radio"/> 12		<input type="radio"/> 4	<input type="radio"/> 8	<input type="radio"/> 12	<input type="radio"/> 16	<input type="radio"/> 20				<input type="radio"/> 4	<input type="radio"/> 8	<input type="radio"/> 12	<input type="radio"/> 16	<input type="radio"/> 20																					
5	<input type="radio"/> 1	<input type="radio"/> 5	<input type="radio"/> 9	<input type="radio"/> 99	<input type="radio"/> 1	<input type="radio"/> 5	<input type="radio"/> 9	<input type="radio"/> 13	<input type="radio"/> 17	<input type="radio"/> 99			<input type="radio"/> 1	<input type="radio"/> 5	<input type="radio"/> 9	<input type="radio"/> 13	<input type="radio"/> 17	<input type="radio"/> 99																				
	<input type="radio"/> 2	<input type="radio"/> 6	<input type="radio"/> 10		<input type="radio"/> 2	<input type="radio"/> 6	<input type="radio"/> 10	<input type="radio"/> 14	<input type="radio"/> 18				<input type="radio"/> 2	<input type="radio"/> 6	<input type="radio"/> 10	<input type="radio"/> 14	<input type="radio"/> 18																					
	<input type="radio"/> 3	<input type="radio"/> 7	<input type="radio"/> 11		<input type="radio"/> 3	<input type="radio"/> 7	<input type="radio"/> 11	<input type="radio"/> 15	<input type="radio"/> 19				<input type="radio"/> 3	<input type="radio"/> 7	<input type="radio"/> 11	<input type="radio"/> 15	<input type="radio"/> 19																					
	<input type="radio"/> 4	<input type="radio"/> 8	<input type="radio"/> 12		<input type="radio"/> 4	<input type="radio"/> 8	<input type="radio"/> 12	<input type="radio"/> 16	<input type="radio"/> 20				<input type="radio"/> 4	<input type="radio"/> 8	<input type="radio"/> 12	<input type="radio"/> 16	<input type="radio"/> 20																					
6	<input type="radio"/> 1	<input type="radio"/> 5	<input type="radio"/> 9	<input type="radio"/> 99	<input type="radio"/> 1	<input type="radio"/> 5	<input type="radio"/> 9	<input type="radio"/> 13	<input type="radio"/> 17	<input type="radio"/> 99			<input type="radio"/> 1	<input type="radio"/> 5	<input type="radio"/> 9	<input type="radio"/> 13	<input type="radio"/> 17	<input type="radio"/> 99																				
	<input type="radio"/> 2	<input type="radio"/> 6	<input type="radio"/> 10		<input type="radio"/> 2	<input type="radio"/> 6	<input type="radio"/> 10	<input type="radio"/> 14	<input type="radio"/> 18				<input type="radio"/> 2	<input type="radio"/> 6	<input type="radio"/> 10	<input type="radio"/> 14	<input type="radio"/> 18																					
	<input type="radio"/> 3	<input type="radio"/> 7	<input type="radio"/> 11		<input type="radio"/> 3	<input type="radio"/> 7	<input type="radio"/> 11	<input type="radio"/> 15	<input type="radio"/> 19				<input type="radio"/> 3	<input type="radio"/> 7	<input type="radio"/> 11	<input type="radio"/> 15	<input type="radio"/> 19																					
	<input type="radio"/> 4	<input type="radio"/> 8	<input type="radio"/> 12		<input type="radio"/> 4	<input type="radio"/> 8	<input type="radio"/> 12	<input type="radio"/> 16	<input type="radio"/> 20				<input type="radio"/> 4	<input type="radio"/> 8	<input type="radio"/> 12	<input type="radio"/> 16	<input type="radio"/> 20																					

If 1, GO TO 1.10



Section 1 - Demographic Characteristics (cont'd)

To be completed for ALL persons

PERSON #	1.9 In what year did ... last come TO LIVE in the Cayman Islands?	1.10 Does ... plan to migrate from the Cayman Islands in the next 6 months?	1.11 What is the MAIN REASON .. plans to migrate?
		If DK/NS, WRITE 9999.	If 2 or 99, GO TO 2.1
1	<input type="text"/> <input type="text"/> <input type="text"/> <input type="text"/> Y Y Y Y	<input type="radio"/> 1 <input type="radio"/> 2 <input type="radio"/> 99	<input type="radio"/> 1 <input type="radio"/> 5 <input type="radio"/> 9 <input type="radio"/> 99 <input type="radio"/> 2 <input type="radio"/> 6 <input type="radio"/> 10 <input type="radio"/> 3 <input type="radio"/> 7 <input type="radio"/> 11 <input type="radio"/> 4 <input type="radio"/> 8 <input type="radio"/> 12
2	<input type="text"/> <input type="text"/> <input type="text"/> <input type="text"/> Y Y Y Y	<input type="radio"/> 1 <input type="radio"/> 2 <input type="radio"/> 99	<input type="radio"/> 1 <input type="radio"/> 5 <input type="radio"/> 9 <input type="radio"/> 99 <input type="radio"/> 2 <input type="radio"/> 6 <input type="radio"/> 10 <input type="radio"/> 3 <input type="radio"/> 7 <input type="radio"/> 11 <input type="radio"/> 4 <input type="radio"/> 8 <input type="radio"/> 12
3	<input type="text"/> <input type="text"/> <input type="text"/> <input type="text"/> Y Y Y Y	<input type="radio"/> 1 <input type="radio"/> 2 <input type="radio"/> 99	<input type="radio"/> 1 <input type="radio"/> 5 <input type="radio"/> 9 <input type="radio"/> 99 <input type="radio"/> 2 <input type="radio"/> 6 <input type="radio"/> 10 <input type="radio"/> 3 <input type="radio"/> 7 <input type="radio"/> 11 <input type="radio"/> 4 <input type="radio"/> 8 <input type="radio"/> 12
4	<input type="text"/> <input type="text"/> <input type="text"/> <input type="text"/> Y Y Y Y	<input type="radio"/> 1 <input type="radio"/> 2 <input type="radio"/> 99	<input type="radio"/> 1 <input type="radio"/> 5 <input type="radio"/> 9 <input type="radio"/> 99 <input type="radio"/> 2 <input type="radio"/> 6 <input type="radio"/> 10 <input type="radio"/> 3 <input type="radio"/> 7 <input type="radio"/> 11 <input type="radio"/> 4 <input type="radio"/> 8 <input type="radio"/> 12
5	<input type="text"/> <input type="text"/> <input type="text"/> <input type="text"/> Y Y Y Y	<input type="radio"/> 1 <input type="radio"/> 2 <input type="radio"/> 99	<input type="radio"/> 1 <input type="radio"/> 5 <input type="radio"/> 9 <input type="radio"/> 99 <input type="radio"/> 2 <input type="radio"/> 6 <input type="radio"/> 10 <input type="radio"/> 3 <input type="radio"/> 7 <input type="radio"/> 11 <input type="radio"/> 4 <input type="radio"/> 8 <input type="radio"/> 12
6	<input type="text"/> <input type="text"/> <input type="text"/> <input type="text"/> Y Y Y Y	<input type="radio"/> 1 <input type="radio"/> 2 <input type="radio"/> 99	<input type="radio"/> 1 <input type="radio"/> 5 <input type="radio"/> 9 <input type="radio"/> 99 <input type="radio"/> 2 <input type="radio"/> 6 <input type="radio"/> 10 <input type="radio"/> 3 <input type="radio"/> 7 <input type="radio"/> 11 <input type="radio"/> 4 <input type="radio"/> 8 <input type="radio"/> 12

* 1 0 0 0 0 0 0 *



Section 2- Education and Training

To be completed for those age 15 or older

P E R S O N #	2.1 What is the <u>HIGHEST GRADE</u> that ... <u>COMPLETED</u> ?						2.2 What is the <u>HIGHEST EXAMINATION</u> that ... <u>ever passed</u> ?																
	1.....None	2.....Day Care/Nursery/Pre-School	3.....Special Education	4.....Primary Yr 1	5.....Primary Yr 2	6.....Primary Yr 3	7.....Primary Yr 4	8.....Primary Yr 5	9.....Primary Yr 6	10....Middle/High School Yr 7	11....Middle/High School Yr 8	12....Middle/High School yr 9	13....High School Yr 10	14....High School Yr 11	15....High School Yr 12 / A-LVL 1	16....High School Yr 13 / A-LVL 2	17....Technical/Vocational	18....Associate or equivalent	19....Bachelor's or equivalent	20....Master's or equivalent	21....Doctoral or equivalent	22....Other, please specify	99....DK/NS
1	<input type="radio"/> 1	<input type="radio"/> 2	<input type="radio"/> 3	<input type="radio"/> 4	<input type="radio"/> 5	<input type="radio"/> 6	<input type="radio"/> 7	<input type="radio"/> 8	<input type="radio"/> 9	<input type="radio"/> 10	<input type="radio"/> 11	<input type="radio"/> 12	<input type="radio"/> 13	<input type="radio"/> 14	<input type="radio"/> 15	<input type="radio"/> 16	<input type="radio"/> 17	<input type="radio"/> 18	<input type="radio"/> 19	<input type="radio"/> 20	<input type="radio"/> 21	<input type="radio"/> 22	<input type="radio"/> 99
2	<input type="radio"/> 1	<input type="radio"/> 2	<input type="radio"/> 3	<input type="radio"/> 4	<input type="radio"/> 5	<input type="radio"/> 6	<input type="radio"/> 7	<input type="radio"/> 8	<input type="radio"/> 9	<input type="radio"/> 10	<input type="radio"/> 11	<input type="radio"/> 12	<input type="radio"/> 13	<input type="radio"/> 14	<input type="radio"/> 15	<input type="radio"/> 16	<input type="radio"/> 17	<input type="radio"/> 18	<input type="radio"/> 19	<input type="radio"/> 20	<input type="radio"/> 21	<input type="radio"/> 22	<input type="radio"/> 99
3	<input type="radio"/> 1	<input type="radio"/> 2	<input type="radio"/> 3	<input type="radio"/> 4	<input type="radio"/> 5	<input type="radio"/> 6	<input type="radio"/> 7	<input type="radio"/> 8	<input type="radio"/> 9	<input type="radio"/> 10	<input type="radio"/> 11	<input type="radio"/> 12	<input type="radio"/> 13	<input type="radio"/> 14	<input type="radio"/> 15	<input type="radio"/> 16	<input type="radio"/> 17	<input type="radio"/> 18	<input type="radio"/> 19	<input type="radio"/> 20	<input type="radio"/> 21	<input type="radio"/> 22	<input type="radio"/> 99
4	<input type="radio"/> 1	<input type="radio"/> 2	<input type="radio"/> 3	<input type="radio"/> 4	<input type="radio"/> 5	<input type="radio"/> 6	<input type="radio"/> 7	<input type="radio"/> 8	<input type="radio"/> 9	<input type="radio"/> 10	<input type="radio"/> 11	<input type="radio"/> 12	<input type="radio"/> 13	<input type="radio"/> 14	<input type="radio"/> 15	<input type="radio"/> 16	<input type="radio"/> 17	<input type="radio"/> 18	<input type="radio"/> 19	<input type="radio"/> 20	<input type="radio"/> 21	<input type="radio"/> 22	<input type="radio"/> 99
5	<input type="radio"/> 1	<input type="radio"/> 2	<input type="radio"/> 3	<input type="radio"/> 4	<input type="radio"/> 5	<input type="radio"/> 6	<input type="radio"/> 7	<input type="radio"/> 8	<input type="radio"/> 9	<input type="radio"/> 10	<input type="radio"/> 11	<input type="radio"/> 12	<input type="radio"/> 13	<input type="radio"/> 14	<input type="radio"/> 15	<input type="radio"/> 16	<input type="radio"/> 17	<input type="radio"/> 18	<input type="radio"/> 19	<input type="radio"/> 20	<input type="radio"/> 21	<input type="radio"/> 22	<input type="radio"/> 99
6	<input type="radio"/> 1	<input type="radio"/> 2	<input type="radio"/> 3	<input type="radio"/> 4	<input type="radio"/> 5	<input type="radio"/> 6	<input type="radio"/> 7	<input type="radio"/> 8	<input type="radio"/> 9	<input type="radio"/> 10	<input type="radio"/> 11	<input type="radio"/> 12	<input type="radio"/> 13	<input type="radio"/> 14	<input type="radio"/> 15	<input type="radio"/> 16	<input type="radio"/> 17	<input type="radio"/> 18	<input type="radio"/> 19	<input type="radio"/> 20	<input type="radio"/> 21	<input type="radio"/> 22	<input type="radio"/> 99

* 1 0 0 0 0 0 0 *



Draft



Section 2- Education and Training (cont'd)

To be completed for those age 15 or older

P E R S O N #	2.3 In the past 12 months, i.e September 29th, 2023 to September 28th, 2024, has ... taken part in any educational training connected with their current or future job? 1.....Yes 2.....No 99...DK/NS	2.4 Did receive training for any occupation? 1.....Yes 2.....No 99...DK/NS If 2 or 99, and Q2.3 is 1 GO TO 2.8 If 2 or 99, and Q2.3 is 2 or 99 GO TO 3.1	2.5 For which occupation was <u>LAST</u> trained? <i>Probe, get details.</i>
	1	<input type="radio"/> 1 <input type="radio"/> 2 <input type="radio"/> 99	<input type="radio"/> 1 <input type="radio"/> 2 <input type="radio"/> 99
2	<input type="radio"/> 1 <input type="radio"/> 2 <input type="radio"/> 99	<input type="radio"/> 1 <input type="radio"/> 2 <input type="radio"/> 99	_____ _____ <input type="text"/> <input type="text"/> <input type="text"/> <input type="text"/>
3	<input type="radio"/> 1 <input type="radio"/> 2 <input type="radio"/> 99	<input type="radio"/> 1 <input type="radio"/> 2 <input type="radio"/> 99	_____ _____ <input type="text"/> <input type="text"/> <input type="text"/> <input type="text"/>
4	<input type="radio"/> 1 <input type="radio"/> 2 <input type="radio"/> 99	<input type="radio"/> 1 <input type="radio"/> 2 <input type="radio"/> 99	_____ _____ <input type="text"/> <input type="text"/> <input type="text"/> <input type="text"/>
5	<input type="radio"/> 1 <input type="radio"/> 2 <input type="radio"/> 99	<input type="radio"/> 1 <input type="radio"/> 2 <input type="radio"/> 99	_____ _____ <input type="text"/> <input type="text"/> <input type="text"/> <input type="text"/>
6	<input type="radio"/> 1 <input type="radio"/> 2 <input type="radio"/> 99	<input type="radio"/> 1 <input type="radio"/> 2 <input type="radio"/> 99	_____ _____ <input type="text"/> <input type="text"/> <input type="text"/> <input type="text"/>



Section 2- Education and Training (cont'd)

To be completed for those age 15 or older

P E R S O N #	2.6 Where did receive this training?	2.7 When did <u>COMPLETE</u> this training?	2.8 Which of the following personal development training did ... complete within the last 12 months, i.e September 29th, 2023 to September 28th, 2024?
	1.....Local Institution 2.....Foreign Institution/Organization 3.....Correspondence (not online) 4.....Online (local and foreign) 5.....On the job 6.....Apprentice/Job Internship 7.....Other, please specify 99...DK/NS	1.....Ongoing 2.....This year (2024) 3.....2023 4.....2022 5.....2021 6.....2020 7.....Before 2020 8.....Did not complete 99...DK/NS	Multiple Responses Allowed 1.....Certified First Aid (CPR) 2.....PRIDE 3.....Small Business Development Training 4.....Customer Service Training 5.....Legal/Law Training 6.....Passport to Success 7.....Darkness to light 8.....Other 9.....None 99...DK/NS
1	<input type="radio"/> 1 <input type="radio"/> 4 <input type="radio"/> 7 <input type="radio"/> 2 <input type="radio"/> 5 _____ <input type="radio"/> 3 <input type="radio"/> 6 <input type="radio"/> 99	<input type="radio"/> 1 <input type="radio"/> 4 <input type="radio"/> 7 <input type="radio"/> 2 <input type="radio"/> 5 <input type="radio"/> 8 <input type="radio"/> 3 <input type="radio"/> 6 <input type="radio"/> 99	<input type="radio"/> 1 <input type="radio"/> 4 <input type="radio"/> 7 <input type="radio"/> 99 <input type="radio"/> 2 <input type="radio"/> 5 <input type="radio"/> 8 <input type="radio"/> 3 <input type="radio"/> 6 <input type="radio"/> 9
2	<input type="radio"/> 1 <input type="radio"/> 4 <input type="radio"/> 7 <input type="radio"/> 2 <input type="radio"/> 5 _____ <input type="radio"/> 3 <input type="radio"/> 6 <input type="radio"/> 99	<input type="radio"/> 1 <input type="radio"/> 4 <input type="radio"/> 7 <input type="radio"/> 2 <input type="radio"/> 5 <input type="radio"/> 8 <input type="radio"/> 3 <input type="radio"/> 6 <input type="radio"/> 99	<input type="radio"/> 1 <input type="radio"/> 4 <input type="radio"/> 7 <input type="radio"/> 99 <input type="radio"/> 2 <input type="radio"/> 5 <input type="radio"/> 8 <input type="radio"/> 3 <input type="radio"/> 6 <input type="radio"/> 9
3	<input type="radio"/> 1 <input type="radio"/> 4 <input type="radio"/> 7 <input type="radio"/> 2 <input type="radio"/> 5 _____ <input type="radio"/> 3 <input type="radio"/> 6 <input type="radio"/> 99	<input type="radio"/> 1 <input type="radio"/> 4 <input type="radio"/> 7 <input type="radio"/> 2 <input type="radio"/> 5 <input type="radio"/> 8 <input type="radio"/> 3 <input type="radio"/> 6 <input type="radio"/> 99	<input type="radio"/> 1 <input type="radio"/> 4 <input type="radio"/> 7 <input type="radio"/> 99 <input type="radio"/> 2 <input type="radio"/> 5 <input type="radio"/> 8 <input type="radio"/> 3 <input type="radio"/> 6 <input type="radio"/> 9
4	<input type="radio"/> 1 <input type="radio"/> 4 <input type="radio"/> 7 <input type="radio"/> 2 <input type="radio"/> 5 _____ <input type="radio"/> 3 <input type="radio"/> 6 <input type="radio"/> 99	<input type="radio"/> 1 <input type="radio"/> 4 <input type="radio"/> 7 <input type="radio"/> 2 <input type="radio"/> 5 <input type="radio"/> 8 <input type="radio"/> 3 <input type="radio"/> 6 <input type="radio"/> 99	<input type="radio"/> 1 <input type="radio"/> 4 <input type="radio"/> 7 <input type="radio"/> 99 <input type="radio"/> 2 <input type="radio"/> 5 <input type="radio"/> 8 <input type="radio"/> 3 <input type="radio"/> 6 <input type="radio"/> 9
5	<input type="radio"/> 1 <input type="radio"/> 4 <input type="radio"/> 7 <input type="radio"/> 2 <input type="radio"/> 5 _____ <input type="radio"/> 3 <input type="radio"/> 6 <input type="radio"/> 99	<input type="radio"/> 1 <input type="radio"/> 4 <input type="radio"/> 7 <input type="radio"/> 2 <input type="radio"/> 5 <input type="radio"/> 8 <input type="radio"/> 3 <input type="radio"/> 6 <input type="radio"/> 99	<input type="radio"/> 1 <input type="radio"/> 4 <input type="radio"/> 7 <input type="radio"/> 99 <input type="radio"/> 2 <input type="radio"/> 5 <input type="radio"/> 8 <input type="radio"/> 3 <input type="radio"/> 6 <input type="radio"/> 9
6	<input type="radio"/> 1 <input type="radio"/> 4 <input type="radio"/> 7 <input type="radio"/> 2 <input type="radio"/> 5 _____ <input type="radio"/> 3 <input type="radio"/> 6 <input type="radio"/> 99	<input type="radio"/> 1 <input type="radio"/> 4 <input type="radio"/> 7 <input type="radio"/> 2 <input type="radio"/> 5 <input type="radio"/> 8 <input type="radio"/> 3 <input type="radio"/> 6 <input type="radio"/> 99	<input type="radio"/> 1 <input type="radio"/> 4 <input type="radio"/> 7 <input type="radio"/> 99 <input type="radio"/> 2 <input type="radio"/> 5 <input type="radio"/> 8 <input type="radio"/> 3 <input type="radio"/> 6 <input type="radio"/> 9

* 1 0 0 0 0 0 0 *



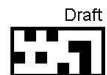
Draft



Section 3 - Economic Status

To be completed for those age 15 or older

P E R S O N #	<p>3.1 During the past 12 months, i.e. September 29th, 2023 to September 28th, 2024 how many weeks were ...</p> <p>a...Working, or with job although not at work (usually employed)?</p> <p>b...Without work, seeking and available for work (usually unemployed)?</p> <p>c...Not working, not seeking and not available for work (usually out of the labour force)</p> <p>If c is more than 26 weeks continue, ELSE GO TO 3.3.</p>	<p>3.2 What did do most when ... was/were not working?</p> <p><i>Read choices</i></p> <p>1.....Home/family duties 2.....Student/in training 3.....Retired 4.....Elderly 5.....Temporary illness/injury/medical reason 6.....Infirm/Disabled, unable to work 7.....Waiting for work permit 8.....Waiting for permanent residence approval 9.....Did not want to work 10.....Other, please specify 99..DK/NS</p>	<p>3.3 Did do any work in the Cayman Islands for pay, profit or family gain for at least one hour during the week ending September 28th, 2024?</p> <p>1.....Yes 2.....No 99..DK/NS</p> <p><i>Exclude work around or in own</i></p> <p>If 1, GO TO 4.1</p>	
	1	<p>a b c</p> <p><input type="text"/> <input type="text"/> <input type="text"/></p>	<p><input type="radio"/> 1 <input type="radio"/> 3 <input type="radio"/> 5 <input type="radio"/> 7 <input type="radio"/> 9 <input type="radio"/> 99</p> <p><input type="radio"/> 2 <input type="radio"/> 4 <input type="radio"/> 6 <input type="radio"/> 8 <input type="radio"/> 10</p> <p>_____</p>	<p><input type="radio"/> 1</p> <p><input type="radio"/> 2</p> <p><input type="radio"/> 99</p>
	2	<p>a b c</p> <p><input type="text"/> <input type="text"/> <input type="text"/></p>	<p><input type="radio"/> 1 <input type="radio"/> 3 <input type="radio"/> 5 <input type="radio"/> 7 <input type="radio"/> 9 <input type="radio"/> 99</p> <p><input type="radio"/> 2 <input type="radio"/> 4 <input type="radio"/> 6 <input type="radio"/> 8 <input type="radio"/> 10</p> <p>_____</p>	<p><input type="radio"/> 1</p> <p><input type="radio"/> 2</p> <p><input type="radio"/> 99</p>
	3	<p>a b c</p> <p><input type="text"/> <input type="text"/> <input type="text"/></p>	<p><input type="radio"/> 1 <input type="radio"/> 3 <input type="radio"/> 5 <input type="radio"/> 7 <input type="radio"/> 9 <input type="radio"/> 99</p> <p><input type="radio"/> 2 <input type="radio"/> 4 <input type="radio"/> 6 <input type="radio"/> 8 <input type="radio"/> 10</p> <p>_____</p>	<p><input type="radio"/> 1</p> <p><input type="radio"/> 2</p> <p><input type="radio"/> 99</p>
	4	<p>a b c</p> <p><input type="text"/> <input type="text"/> <input type="text"/></p>	<p><input type="radio"/> 1 <input type="radio"/> 3 <input type="radio"/> 5 <input type="radio"/> 7 <input type="radio"/> 9 <input type="radio"/> 99</p> <p><input type="radio"/> 2 <input type="radio"/> 4 <input type="radio"/> 6 <input type="radio"/> 8 <input type="radio"/> 10</p> <p>_____</p>	<p><input type="radio"/> 1</p> <p><input type="radio"/> 2</p> <p><input type="radio"/> 99</p>
	5	<p>a b c</p> <p><input type="text"/> <input type="text"/> <input type="text"/></p>	<p><input type="radio"/> 1 <input type="radio"/> 3 <input type="radio"/> 5 <input type="radio"/> 7 <input type="radio"/> 9 <input type="radio"/> 99</p> <p><input type="radio"/> 2 <input type="radio"/> 4 <input type="radio"/> 6 <input type="radio"/> 8 <input type="radio"/> 10</p> <p>_____</p>	<p><input type="radio"/> 1</p> <p><input type="radio"/> 2</p> <p><input type="radio"/> 99</p>
	6	<p>a b c</p> <p><input type="text"/> <input type="text"/> <input type="text"/></p>	<p><input type="radio"/> 1 <input type="radio"/> 3 <input type="radio"/> 5 <input type="radio"/> 7 <input type="radio"/> 9 <input type="radio"/> 99</p> <p><input type="radio"/> 2 <input type="radio"/> 4 <input type="radio"/> 6 <input type="radio"/> 8 <input type="radio"/> 10</p> <p>_____</p>	<p><input type="radio"/> 1</p> <p><input type="radio"/> 2</p> <p><input type="radio"/> 99</p>



Section 3 - Economic Status (cont'd)

To be completed for those age 15 or older

P E R S O N #	3.4 Did have a job at which ... did not work during the week ending September 28th, 2024? 1.....Yes 2.....No 99..DK/NS If 2 or 99, GO TO 3.6	3.5 What was the MAIN reason why ... was absent from work during the week ending September 28th, 2024? 1.....Student/in training 2.....Home/family duties 3.....Vacation/Holiday 4.....Temporary illness/injury/medical reason 5.....Maternity/Paternity Leave 6.....Seasonal inactivity 7.....Other, please specify 99..DK/NS GO TO 4.1	3.6 During the week ending September 28th, 2024 did have a job to start in four (4) weeks or less? 1.....Yes 2.....No 99..DK/NS GO TO 6.1
	1	<input type="radio"/> 1 <input type="radio"/> 2 <input type="radio"/> 99	<input type="radio"/> 1 <input type="radio"/> 4 <input type="radio"/> 7 <input type="radio"/> 2 <input type="radio"/> 5 _____ <input type="radio"/> 3 <input type="radio"/> 6 <input type="radio"/> 99
2	<input type="radio"/> 1 <input type="radio"/> 2 <input type="radio"/> 99	<input type="radio"/> 1 <input type="radio"/> 4 <input type="radio"/> 7 <input type="radio"/> 2 <input type="radio"/> 5 _____ <input type="radio"/> 3 <input type="radio"/> 6 <input type="radio"/> 99	<input type="radio"/> 1 <input type="radio"/> 2 <input type="radio"/> 99
3	<input type="radio"/> 1 <input type="radio"/> 2 <input type="radio"/> 99	<input type="radio"/> 1 <input type="radio"/> 4 <input type="radio"/> 7 <input type="radio"/> 2 <input type="radio"/> 5 _____ <input type="radio"/> 3 <input type="radio"/> 6 <input type="radio"/> 99	<input type="radio"/> 1 <input type="radio"/> 2 <input type="radio"/> 99
4	<input type="radio"/> 1 <input type="radio"/> 2 <input type="radio"/> 99	<input type="radio"/> 1 <input type="radio"/> 4 <input type="radio"/> 7 <input type="radio"/> 2 <input type="radio"/> 5 _____ <input type="radio"/> 3 <input type="radio"/> 6 <input type="radio"/> 99	<input type="radio"/> 1 <input type="radio"/> 2 <input type="radio"/> 99
5	<input type="radio"/> 1 <input type="radio"/> 2 <input type="radio"/> 99	<input type="radio"/> 1 <input type="radio"/> 4 <input type="radio"/> 7 <input type="radio"/> 2 <input type="radio"/> 5 _____ <input type="radio"/> 3 <input type="radio"/> 6 <input type="radio"/> 99	<input type="radio"/> 1 <input type="radio"/> 2 <input type="radio"/> 99
6	<input type="radio"/> 1 <input type="radio"/> 2 <input type="radio"/> 99	<input type="radio"/> 1 <input type="radio"/> 4 <input type="radio"/> 7 <input type="radio"/> 2 <input type="radio"/> 5 _____ <input type="radio"/> 3 <input type="radio"/> 6 <input type="radio"/> 99	<input type="radio"/> 1 <input type="radio"/> 2 <input type="radio"/> 99

* 1 0 0 0 0 0 0 *



Draft



Section 4 - Employment

For persons employed during the week ending September 28th, 2024

PERSON #	4.1	4.2	4.3	4.4
	Did ... have more than one job or business during the week ending September 28th, 2024? 1....Yes 2....No 99..DK/NS	How many hours does ... usually work per week in his/her jobs?	How many hours did ... work in his/her job(s) during the week ending September 28th, 2024? If q4.3 Total is 30 hours or more, GO TO 4.6	What was the MAIN reason why ... WORKED LESS THAN 30 HOURS in his/her job(s) during the week ending September 28th, 2024? 1....Student/In Training 2....Home/Family Duties 3....Vacation/Holiday 4....Temporary illness/injury/medical reason 5....Maternity/Paternity Leave 6....Seasonal inactivity 7....Job ended in ref. week 8....Only some hours available 9....Relaxation and health 10....Retired and need to supplement income 11....No work available 12....Did not want to work more hours 13...Other, please specify 99...DK/NS
1	<input type="radio"/> 1 <input type="radio"/> 2 <input type="radio"/> 99	Main Job Other Job(s) Total <input type="text"/> <input type="text"/> <input type="text"/>	Main Job Other Job(s) Total <input type="text"/> <input type="text"/> <input type="text"/>	<input type="radio"/> 1 <input type="radio"/> 4 <input type="radio"/> 7 <input type="radio"/> 10 <input type="radio"/> 13 <input type="radio"/> 2 <input type="radio"/> 5 <input type="radio"/> 8 <input type="radio"/> 11 <input type="radio"/> 99 <input type="radio"/> 3 <input type="radio"/> 6 <input type="radio"/> 9 <input type="radio"/> 12
2	<input type="radio"/> 1 <input type="radio"/> 2 <input type="radio"/> 99	Main Job Other Job(s) Total <input type="text"/> <input type="text"/> <input type="text"/>	Main Job Other Job(s) Total <input type="text"/> <input type="text"/> <input type="text"/>	<input type="radio"/> 1 <input type="radio"/> 4 <input type="radio"/> 7 <input type="radio"/> 10 <input type="radio"/> 13 <input type="radio"/> 2 <input type="radio"/> 5 <input type="radio"/> 8 <input type="radio"/> 11 <input type="radio"/> 99 <input type="radio"/> 3 <input type="radio"/> 6 <input type="radio"/> 9 <input type="radio"/> 12
3	<input type="radio"/> 1 <input type="radio"/> 2 <input type="radio"/> 99	Main Job Other Job(s) Total <input type="text"/> <input type="text"/> <input type="text"/>	Main Job Other Job(s) Total <input type="text"/> <input type="text"/> <input type="text"/>	<input type="radio"/> 1 <input type="radio"/> 4 <input type="radio"/> 7 <input type="radio"/> 10 <input type="radio"/> 13 <input type="radio"/> 2 <input type="radio"/> 5 <input type="radio"/> 8 <input type="radio"/> 11 <input type="radio"/> 99 <input type="radio"/> 3 <input type="radio"/> 6 <input type="radio"/> 9 <input type="radio"/> 12
4	<input type="radio"/> 1 <input type="radio"/> 2 <input type="radio"/> 99	Main Job Other Job(s) Total <input type="text"/> <input type="text"/> <input type="text"/>	Main Job Other Job(s) Total <input type="text"/> <input type="text"/> <input type="text"/>	<input type="radio"/> 1 <input type="radio"/> 4 <input type="radio"/> 7 <input type="radio"/> 10 <input type="radio"/> 13 <input type="radio"/> 2 <input type="radio"/> 5 <input type="radio"/> 8 <input type="radio"/> 11 <input type="radio"/> 99 <input type="radio"/> 3 <input type="radio"/> 6 <input type="radio"/> 9 <input type="radio"/> 12
5	<input type="radio"/> 1 <input type="radio"/> 2 <input type="radio"/> 99	Main Job Other Job(s) Total <input type="text"/> <input type="text"/> <input type="text"/>	Main Job Other Job(s) Total <input type="text"/> <input type="text"/> <input type="text"/>	<input type="radio"/> 1 <input type="radio"/> 4 <input type="radio"/> 7 <input type="radio"/> 10 <input type="radio"/> 13 <input type="radio"/> 2 <input type="radio"/> 5 <input type="radio"/> 8 <input type="radio"/> 11 <input type="radio"/> 99 <input type="radio"/> 3 <input type="radio"/> 6 <input type="radio"/> 9 <input type="radio"/> 12
6	<input type="radio"/> 1 <input type="radio"/> 2 <input type="radio"/> 99	Main Job Other Job(s) Total <input type="text"/> <input type="text"/> <input type="text"/>	Main Job Other Job(s) Total <input type="text"/> <input type="text"/> <input type="text"/>	<input type="radio"/> 1 <input type="radio"/> 4 <input type="radio"/> 7 <input type="radio"/> 10 <input type="radio"/> 13 <input type="radio"/> 2 <input type="radio"/> 5 <input type="radio"/> 8 <input type="radio"/> 11 <input type="radio"/> 99 <input type="radio"/> 3 <input type="radio"/> 6 <input type="radio"/> 9 <input type="radio"/> 12



Draft



Section 4 - Employment (cont'd)

For persons employed during the week ending September 28th, 2024

PERSON #	4.5	4.6	4.7	4.8
	Was...willing and available to work additional hours during the week ending September 28th, 2024? 1.....Yes 2.....No 99..DK/NS	In the past year, i.e September 29th, 2023 to September 28th, 2024, how many days were ... absent from work due to illness? Use 999 for DK/NS	What is ... employment status in his/her <u>MAIN</u> job? 1..... Employee (work for someone) 2.....Self-employed with NO employees 3.....Self-employed with employees 4.....Unpaid family business worker 99...DK/NS	How many persons are employed at place of work? 1....1 - 5 2....6 - 10 3....11 - 24 4....25 - 49 5....50 + 99..DK/NS
1	<input type="radio"/> 1 <input type="radio"/> 2 <input type="radio"/> 99	<input type="text"/>	<input type="radio"/> 1 <input type="radio"/> 4 <input type="radio"/> 2 <input type="radio"/> 99 <input type="radio"/> 3	<input type="radio"/> 1 <input type="radio"/> 4 <input type="radio"/> 2 <input type="radio"/> 5 <input type="radio"/> 3 <input type="radio"/> 99
2	<input type="radio"/> 1 <input type="radio"/> 2 <input type="radio"/> 99	<input type="text"/>	<input type="radio"/> 1 <input type="radio"/> 4 <input type="radio"/> 2 <input type="radio"/> 99 <input type="radio"/> 3	<input type="radio"/> 1 <input type="radio"/> 4 <input type="radio"/> 2 <input type="radio"/> 5 <input type="radio"/> 3 <input type="radio"/> 99
3	<input type="radio"/> 1 <input type="radio"/> 2 <input type="radio"/> 99	<input type="text"/>	<input type="radio"/> 1 <input type="radio"/> 4 <input type="radio"/> 2 <input type="radio"/> 99 <input type="radio"/> 3	<input type="radio"/> 1 <input type="radio"/> 4 <input type="radio"/> 2 <input type="radio"/> 5 <input type="radio"/> 3 <input type="radio"/> 99
4	<input type="radio"/> 1 <input type="radio"/> 2 <input type="radio"/> 99	<input type="text"/>	<input type="radio"/> 1 <input type="radio"/> 4 <input type="radio"/> 2 <input type="radio"/> 99 <input type="radio"/> 3	<input type="radio"/> 1 <input type="radio"/> 4 <input type="radio"/> 2 <input type="radio"/> 5 <input type="radio"/> 3 <input type="radio"/> 99
5	<input type="radio"/> 1 <input type="radio"/> 2 <input type="radio"/> 99	<input type="text"/>	<input type="radio"/> 1 <input type="radio"/> 4 <input type="radio"/> 2 <input type="radio"/> 99 <input type="radio"/> 3	<input type="radio"/> 1 <input type="radio"/> 4 <input type="radio"/> 2 <input type="radio"/> 5 <input type="radio"/> 3 <input type="radio"/> 99
6	<input type="radio"/> 1 <input type="radio"/> 2 <input type="radio"/> 99	<input type="text"/>	<input type="radio"/> 1 <input type="radio"/> 4 <input type="radio"/> 2 <input type="radio"/> 99 <input type="radio"/> 3	<input type="radio"/> 1 <input type="radio"/> 4 <input type="radio"/> 2 <input type="radio"/> 5 <input type="radio"/> 3 <input type="radio"/> 99


* 1 0 0 0 0 0 0 *



Section 4 - Employment (cont'd)

For persons employed during the week ending September 28th, 2024

PERSON #	4.9 What is's occupation in his/her MAIN job? <i>Probe, get details.</i>	4.10 What is the name of the business where ...'s MAIN work is carried out? <i>If not obvious from the name of the business or government department, add the main activity of the business.</i>	4.11 How long has ... been working in this business? If employed less than 1 year CONTINUE ELSE GO TO 4.14
	1	_____ _____ □□□□	_____ _____ □□□□
2	_____ _____ □□□□	_____ _____ □□□□	□□ & □□ years months
3	_____ _____ □□□□	_____ _____ □□□□	□□ & □□ years months
4	_____ _____ □□□□	_____ _____ □□□□	□□ & □□ years months
5	_____ _____ □□□□	_____ _____ □□□□	□□ & □□ years months
6	_____ _____ □□□□	_____ _____ □□□□	□□ & □□ years months



Section 4 - Employment (cont'd)

For persons employed during the week ending September 28th, 2024

P E R S O N #	4.12 Is this ... first job in the Cayman Islands?	4.13 Is this a temporary position?	4.14 Was ... ever promoted at ... current place of employment	4.15 What were some of the reasons given by ... employer for not promoting ...?
	1...Yes 2...No 99.DK/NS	1...Yes 2...No 99.DK/NS	1...Yes 2...No 99.DK/NS	Multiple Responses Allowed 1...Need more formal training 2...Need more experience 3...No vacancy for staff promotion 4...Lack of Soft Skills necessary to do the job 5...Don't take feedback 6...Lack of professionalism 7...Lack initiative 8...Other employees are more deserving 9...Failed performance appraisal(s) 10..Budget constraints 11..Never given a reason 12..No opportunity for promotion 13.Other 99.DK/NS
1	<input type="radio"/> 1 <input type="radio"/> 2 <input type="radio"/> 99	<input type="radio"/> 1 <input type="radio"/> 2 <input type="radio"/> 99	<input type="radio"/> 1 <input type="radio"/> 2 <input type="radio"/> 99	<input type="radio"/> 1 <input type="radio"/> 4 <input type="radio"/> 7 <input type="radio"/> 10 <input type="radio"/> 13 <input type="radio"/> 2 <input type="radio"/> 5 <input type="radio"/> 8 <input type="radio"/> 11 <input type="radio"/> 99 <input type="radio"/> 3 <input type="radio"/> 6 <input type="radio"/> 9 <input type="radio"/> 12
2	<input type="radio"/> 1 <input type="radio"/> 2 <input type="radio"/> 99	<input type="radio"/> 1 <input type="radio"/> 2 <input type="radio"/> 99	<input type="radio"/> 1 <input type="radio"/> 2 <input type="radio"/> 99	<input type="radio"/> 1 <input type="radio"/> 4 <input type="radio"/> 7 <input type="radio"/> 10 <input type="radio"/> 13 <input type="radio"/> 2 <input type="radio"/> 5 <input type="radio"/> 8 <input type="radio"/> 11 <input type="radio"/> 99 <input type="radio"/> 3 <input type="radio"/> 6 <input type="radio"/> 9 <input type="radio"/> 12
3	<input type="radio"/> 1 <input type="radio"/> 2 <input type="radio"/> 99	<input type="radio"/> 1 <input type="radio"/> 2 <input type="radio"/> 99	<input type="radio"/> 1 <input type="radio"/> 2 <input type="radio"/> 99	<input type="radio"/> 1 <input type="radio"/> 4 <input type="radio"/> 7 <input type="radio"/> 10 <input type="radio"/> 13 <input type="radio"/> 2 <input type="radio"/> 5 <input type="radio"/> 8 <input type="radio"/> 11 <input type="radio"/> 99 <input type="radio"/> 3 <input type="radio"/> 6 <input type="radio"/> 9 <input type="radio"/> 12
4	<input type="radio"/> 1 <input type="radio"/> 2 <input type="radio"/> 99	<input type="radio"/> 1 <input type="radio"/> 2 <input type="radio"/> 99	<input type="radio"/> 1 <input type="radio"/> 2 <input type="radio"/> 99	<input type="radio"/> 1 <input type="radio"/> 4 <input type="radio"/> 7 <input type="radio"/> 10 <input type="radio"/> 13 <input type="radio"/> 2 <input type="radio"/> 5 <input type="radio"/> 8 <input type="radio"/> 11 <input type="radio"/> 99 <input type="radio"/> 3 <input type="radio"/> 6 <input type="radio"/> 9 <input type="radio"/> 12
5	<input type="radio"/> 1 <input type="radio"/> 2 <input type="radio"/> 99	<input type="radio"/> 1 <input type="radio"/> 2 <input type="radio"/> 99	<input type="radio"/> 1 <input type="radio"/> 2 <input type="radio"/> 99	<input type="radio"/> 1 <input type="radio"/> 4 <input type="radio"/> 7 <input type="radio"/> 10 <input type="radio"/> 13 <input type="radio"/> 2 <input type="radio"/> 5 <input type="radio"/> 8 <input type="radio"/> 11 <input type="radio"/> 99 <input type="radio"/> 3 <input type="radio"/> 6 <input type="radio"/> 9 <input type="radio"/> 12
6	<input type="radio"/> 1 <input type="radio"/> 2 <input type="radio"/> 99	<input type="radio"/> 1 <input type="radio"/> 2 <input type="radio"/> 99	<input type="radio"/> 1 <input type="radio"/> 2 <input type="radio"/> 99	<input type="radio"/> 1 <input type="radio"/> 4 <input type="radio"/> 7 <input type="radio"/> 10 <input type="radio"/> 13 <input type="radio"/> 2 <input type="radio"/> 5 <input type="radio"/> 8 <input type="radio"/> 11 <input type="radio"/> 99 <input type="radio"/> 3 <input type="radio"/> 6 <input type="radio"/> 9 <input type="radio"/> 12

If 1 or 99,
GO TO 4.16

GO TO 4.18

* 1 0 0 0 0 0 0 *



Draft



Section 4 - Employment (cont'd)

For persons employed during the week ending September 28th, 2024

PERSON #	4.16 In ... current place of employment, when was the last time ... was promoted?	4.17 Did ... last promotion include ...	4.18 Which of the following types of income does ... receive?
	1...Less than 1 year 2...1 year ago 3...2 years ago 4...3 years ago 5...4 years ago 6...5 to 7 years ago 7...8 to 10 years ago 8...More than 10 years ago 99.DK/NS	1...More responsibilities ONLY 2...Higher pay ONLY 3...More responsibilities and higher pay 4...Prefer not to say 99.DK/NS	Multiple Responses Allowed 1...Earnings from employment 2...Investments (interest,savings, dividends, etc) 3...Maintenance/Child Support 4...Student Loans/Grants 5...Pension/Seafarers Benefits 6...Rental Income 7...Other sources of Income (please specify) 99..Not Stated
1	<input type="radio"/> 1 <input type="radio"/> 4 <input type="radio"/> 7 <input type="radio"/> 2 <input type="radio"/> 5 <input type="radio"/> 8 <input type="radio"/> 3 <input type="radio"/> 6 <input type="radio"/> 99	<input type="radio"/> 1 <input type="radio"/> 4 <input type="radio"/> 2 <input type="radio"/> 99 <input type="radio"/> 3	<input type="radio"/> 1 <input type="radio"/> 4 <input type="radio"/> 7 <input type="radio"/> 2 <input type="radio"/> 5 <input type="radio"/> 99 <input type="radio"/> 3 <input type="radio"/> 6 _____
2	<input type="radio"/> 1 <input type="radio"/> 4 <input type="radio"/> 7 <input type="radio"/> 2 <input type="radio"/> 5 <input type="radio"/> 8 <input type="radio"/> 3 <input type="radio"/> 6 <input type="radio"/> 99	<input type="radio"/> 1 <input type="radio"/> 4 <input type="radio"/> 2 <input type="radio"/> 99 <input type="radio"/> 3	<input type="radio"/> 1 <input type="radio"/> 4 <input type="radio"/> 7 <input type="radio"/> 2 <input type="radio"/> 5 <input type="radio"/> 99 <input type="radio"/> 3 <input type="radio"/> 6 _____
3	<input type="radio"/> 1 <input type="radio"/> 4 <input type="radio"/> 7 <input type="radio"/> 2 <input type="radio"/> 5 <input type="radio"/> 8 <input type="radio"/> 3 <input type="radio"/> 6 <input type="radio"/> 99	<input type="radio"/> 1 <input type="radio"/> 4 <input type="radio"/> 2 <input type="radio"/> 99 <input type="radio"/> 3	<input type="radio"/> 1 <input type="radio"/> 4 <input type="radio"/> 7 <input type="radio"/> 2 <input type="radio"/> 5 <input type="radio"/> 99 <input type="radio"/> 3 <input type="radio"/> 6 _____
4	<input type="radio"/> 1 <input type="radio"/> 4 <input type="radio"/> 7 <input type="radio"/> 2 <input type="radio"/> 5 <input type="radio"/> 8 <input type="radio"/> 3 <input type="radio"/> 6 <input type="radio"/> 99	<input type="radio"/> 1 <input type="radio"/> 4 <input type="radio"/> 2 <input type="radio"/> 99 <input type="radio"/> 3	<input type="radio"/> 1 <input type="radio"/> 4 <input type="radio"/> 7 <input type="radio"/> 2 <input type="radio"/> 5 <input type="radio"/> 99 <input type="radio"/> 3 <input type="radio"/> 6 _____
5	<input type="radio"/> 1 <input type="radio"/> 4 <input type="radio"/> 7 <input type="radio"/> 2 <input type="radio"/> 5 <input type="radio"/> 8 <input type="radio"/> 3 <input type="radio"/> 6 <input type="radio"/> 99	<input type="radio"/> 1 <input type="radio"/> 4 <input type="radio"/> 2 <input type="radio"/> 99 <input type="radio"/> 3	<input type="radio"/> 1 <input type="radio"/> 4 <input type="radio"/> 7 <input type="radio"/> 2 <input type="radio"/> 5 <input type="radio"/> 99 <input type="radio"/> 3 <input type="radio"/> 6 _____
6	<input type="radio"/> 1 <input type="radio"/> 4 <input type="radio"/> 7 <input type="radio"/> 2 <input type="radio"/> 5 <input type="radio"/> 8 <input type="radio"/> 3 <input type="radio"/> 6 <input type="radio"/> 99	<input type="radio"/> 1 <input type="radio"/> 4 <input type="radio"/> 2 <input type="radio"/> 99 <input type="radio"/> 3	<input type="radio"/> 1 <input type="radio"/> 4 <input type="radio"/> 7 <input type="radio"/> 2 <input type="radio"/> 5 <input type="radio"/> 99 <input type="radio"/> 3 <input type="radio"/> 6 _____

* 1 0 0 0 0 0 0 *




Draft



Section 4 - Employment (cont'd)

For persons employed during the week ending September 28th, 2024

P E R S O N #	4.19 How much was's earnings from the MAIN job he/she was doing in the week ending September 28th, 2024? <i>Refer to FLASH CARD for earnings range.</i>						4.20 How much was's earnings from the OTHER job(s)/sources of income he/she was doing in the week ending September 28th, 2024? <i>Refer to FLASH CARD for earnings range.</i>					
	1	<input type="radio"/> 1	<input type="radio"/> 5	<input type="radio"/> 9	<input type="radio"/> 13	<input type="radio"/> 17	<input type="radio"/> 21	<input type="radio"/> 1	<input type="radio"/> 5	<input type="radio"/> 9	<input type="radio"/> 13	<input type="radio"/> 17
	<input type="radio"/> 2	<input type="radio"/> 6	<input type="radio"/> 10	<input type="radio"/> 14	<input type="radio"/> 18	<input type="radio"/> 22	<input type="radio"/> 2	<input type="radio"/> 6	<input type="radio"/> 10	<input type="radio"/> 14	<input type="radio"/> 18	<input type="radio"/> 22
	<input type="radio"/> 3	<input type="radio"/> 7	<input type="radio"/> 11	<input type="radio"/> 15	<input type="radio"/> 19	<input type="radio"/> 99	<input type="radio"/> 3	<input type="radio"/> 7	<input type="radio"/> 11	<input type="radio"/> 15	<input type="radio"/> 19	<input type="radio"/> N/A
	<input type="radio"/> 4	<input type="radio"/> 8	<input type="radio"/> 12	<input type="radio"/> 16	<input type="radio"/> 20		<input type="radio"/> 4	<input type="radio"/> 8	<input type="radio"/> 12	<input type="radio"/> 16	<input type="radio"/> 20	<input type="radio"/> 99
2	<input type="radio"/> 1	<input type="radio"/> 5	<input type="radio"/> 9	<input type="radio"/> 13	<input type="radio"/> 17	<input type="radio"/> 21	<input type="radio"/> 1	<input type="radio"/> 5	<input type="radio"/> 9	<input type="radio"/> 13	<input type="radio"/> 17	<input type="radio"/> 21
	<input type="radio"/> 2	<input type="radio"/> 6	<input type="radio"/> 10	<input type="radio"/> 14	<input type="radio"/> 18	<input type="radio"/> 22	<input type="radio"/> 2	<input type="radio"/> 6	<input type="radio"/> 10	<input type="radio"/> 14	<input type="radio"/> 18	<input type="radio"/> 22
	<input type="radio"/> 3	<input type="radio"/> 7	<input type="radio"/> 11	<input type="radio"/> 15	<input type="radio"/> 19	<input type="radio"/> 99	<input type="radio"/> 3	<input type="radio"/> 7	<input type="radio"/> 11	<input type="radio"/> 15	<input type="radio"/> 19	<input type="radio"/> N/A
	<input type="radio"/> 4	<input type="radio"/> 8	<input type="radio"/> 12	<input type="radio"/> 16	<input type="radio"/> 20		<input type="radio"/> 4	<input type="radio"/> 8	<input type="radio"/> 12	<input type="radio"/> 16	<input type="radio"/> 20	<input type="radio"/> 99
3	<input type="radio"/> 1	<input type="radio"/> 5	<input type="radio"/> 9	<input type="radio"/> 13	<input type="radio"/> 17	<input type="radio"/> 21	<input type="radio"/> 1	<input type="radio"/> 5	<input type="radio"/> 9	<input type="radio"/> 13	<input type="radio"/> 17	<input type="radio"/> 21
	<input type="radio"/> 2	<input type="radio"/> 6	<input type="radio"/> 10	<input type="radio"/> 14	<input type="radio"/> 18	<input type="radio"/> 22	<input type="radio"/> 2	<input type="radio"/> 6	<input type="radio"/> 10	<input type="radio"/> 14	<input type="radio"/> 18	<input type="radio"/> 22
	<input type="radio"/> 3	<input type="radio"/> 7	<input type="radio"/> 11	<input type="radio"/> 15	<input type="radio"/> 19	<input type="radio"/> 99	<input type="radio"/> 3	<input type="radio"/> 7	<input type="radio"/> 11	<input type="radio"/> 15	<input type="radio"/> 19	<input type="radio"/> N/A
	<input type="radio"/> 4	<input type="radio"/> 8	<input type="radio"/> 12	<input type="radio"/> 16	<input type="radio"/> 20		<input type="radio"/> 4	<input type="radio"/> 8	<input type="radio"/> 12	<input type="radio"/> 16	<input type="radio"/> 20	<input type="radio"/> 99
4	<input type="radio"/> 1	<input type="radio"/> 5	<input type="radio"/> 9	<input type="radio"/> 13	<input type="radio"/> 17	<input type="radio"/> 21	<input type="radio"/> 1	<input type="radio"/> 5	<input type="radio"/> 9	<input type="radio"/> 13	<input type="radio"/> 17	<input type="radio"/> 21
	<input type="radio"/> 2	<input type="radio"/> 6	<input type="radio"/> 10	<input type="radio"/> 14	<input type="radio"/> 18	<input type="radio"/> 22	<input type="radio"/> 2	<input type="radio"/> 6	<input type="radio"/> 10	<input type="radio"/> 14	<input type="radio"/> 18	<input type="radio"/> 22
	<input type="radio"/> 3	<input type="radio"/> 7	<input type="radio"/> 11	<input type="radio"/> 15	<input type="radio"/> 19	<input type="radio"/> 99	<input type="radio"/> 3	<input type="radio"/> 7	<input type="radio"/> 11	<input type="radio"/> 15	<input type="radio"/> 19	<input type="radio"/> N/A
	<input type="radio"/> 4	<input type="radio"/> 8	<input type="radio"/> 12	<input type="radio"/> 16	<input type="radio"/> 20		<input type="radio"/> 4	<input type="radio"/> 8	<input type="radio"/> 12	<input type="radio"/> 16	<input type="radio"/> 20	<input type="radio"/> 99
5	<input type="radio"/> 1	<input type="radio"/> 5	<input type="radio"/> 9	<input type="radio"/> 13	<input type="radio"/> 17	<input type="radio"/> 21	<input type="radio"/> 1	<input type="radio"/> 5	<input type="radio"/> 9	<input type="radio"/> 13	<input type="radio"/> 17	<input type="radio"/> 21
	<input type="radio"/> 2	<input type="radio"/> 6	<input type="radio"/> 10	<input type="radio"/> 14	<input type="radio"/> 18	<input type="radio"/> 22	<input type="radio"/> 2	<input type="radio"/> 6	<input type="radio"/> 10	<input type="radio"/> 14	<input type="radio"/> 18	<input type="radio"/> 22
	<input type="radio"/> 3	<input type="radio"/> 7	<input type="radio"/> 11	<input type="radio"/> 15	<input type="radio"/> 19	<input type="radio"/> 99	<input type="radio"/> 3	<input type="radio"/> 7	<input type="radio"/> 11	<input type="radio"/> 15	<input type="radio"/> 19	<input type="radio"/> N/A
	<input type="radio"/> 4	<input type="radio"/> 8	<input type="radio"/> 12	<input type="radio"/> 16	<input type="radio"/> 20		<input type="radio"/> 4	<input type="radio"/> 8	<input type="radio"/> 12	<input type="radio"/> 16	<input type="radio"/> 20	<input type="radio"/> 99
6	<input type="radio"/> 1	<input type="radio"/> 5	<input type="radio"/> 9	<input type="radio"/> 13	<input type="radio"/> 17	<input type="radio"/> 21	<input type="radio"/> 1	<input type="radio"/> 5	<input type="radio"/> 9	<input type="radio"/> 13	<input type="radio"/> 17	<input type="radio"/> 21
	<input type="radio"/> 2	<input type="radio"/> 6	<input type="radio"/> 10	<input type="radio"/> 14	<input type="radio"/> 18	<input type="radio"/> 22	<input type="radio"/> 2	<input type="radio"/> 6	<input type="radio"/> 10	<input type="radio"/> 14	<input type="radio"/> 18	<input type="radio"/> 22
	<input type="radio"/> 3	<input type="radio"/> 7	<input type="radio"/> 11	<input type="radio"/> 15	<input type="radio"/> 19	<input type="radio"/> 99	<input type="radio"/> 3	<input type="radio"/> 7	<input type="radio"/> 11	<input type="radio"/> 15	<input type="radio"/> 19	<input type="radio"/> N/A
	<input type="radio"/> 4	<input type="radio"/> 8	<input type="radio"/> 12	<input type="radio"/> 16	<input type="radio"/> 20		<input type="radio"/> 4	<input type="radio"/> 8	<input type="radio"/> 12	<input type="radio"/> 16	<input type="radio"/> 20	<input type="radio"/> 99



Draft




Section 5 - Under Employment

For persons employed during the week ending September 28th, 2024

P E R S O N #	5.1 What minimum educational attainment is required for ... current post at ... main job?	5.2 What is the minimum work experience is required for ... current post in ... main job?	5.3 Considering ... education, training and work experience, how would ... rate ... qualification for the current job?	5.4 How long does ... estimate it would take to train someone with the job's education requirement for ... job?
	1...No minimum 2...Some high school 3...High school diploma 4...Community college 5...Trade qualification 6...Private specialized training institution 7...University Degree 99.DK/NS	1...No minimum 2...Less than 1 year 3...1 - 2 years 4...3 - 4 years 5...5 years or more 99.DK/NS	1...Underqualified 2...Overqualified 3...Exact match with the job 99.DK/NS	1...No training required 2...1 week or less 3...2 - 4 weeks 4...1 - 3 months 5...3 - 6 months 6...More than 6 months 99.DK/NS
1	<input type="radio"/> 1 <input type="radio"/> 4 <input type="radio"/> 7 <input type="radio"/> 2 <input type="radio"/> 5 <input type="radio"/> 99 <input type="radio"/> 3 <input type="radio"/> 6	<input type="radio"/> 1 <input type="radio"/> 4 <input type="radio"/> 2 <input type="radio"/> 5 <input type="radio"/> 3 <input type="radio"/> 99	<input type="radio"/> 1 <input type="radio"/> 3 <input type="radio"/> 2 <input type="radio"/> 99	<input type="radio"/> 1 <input type="radio"/> 4 <input type="radio"/> 99 <input type="radio"/> 2 <input type="radio"/> 5 <input type="radio"/> 3 <input type="radio"/> 6
2	<input type="radio"/> 1 <input type="radio"/> 4 <input type="radio"/> 7 <input type="radio"/> 2 <input type="radio"/> 5 <input type="radio"/> 99 <input type="radio"/> 3 <input type="radio"/> 6	<input type="radio"/> 1 <input type="radio"/> 4 <input type="radio"/> 2 <input type="radio"/> 5 <input type="radio"/> 3 <input type="radio"/> 99	<input type="radio"/> 1 <input type="radio"/> 3 <input type="radio"/> 2 <input type="radio"/> 99	<input type="radio"/> 1 <input type="radio"/> 4 <input type="radio"/> 99 <input type="radio"/> 2 <input type="radio"/> 5 <input type="radio"/> 3 <input type="radio"/> 6
3	<input type="radio"/> 1 <input type="radio"/> 4 <input type="radio"/> 7 <input type="radio"/> 2 <input type="radio"/> 5 <input type="radio"/> 99 <input type="radio"/> 3 <input type="radio"/> 6	<input type="radio"/> 1 <input type="radio"/> 4 <input type="radio"/> 2 <input type="radio"/> 5 <input type="radio"/> 3 <input type="radio"/> 99	<input type="radio"/> 1 <input type="radio"/> 3 <input type="radio"/> 2 <input type="radio"/> 99	<input type="radio"/> 1 <input type="radio"/> 4 <input type="radio"/> 99 <input type="radio"/> 2 <input type="radio"/> 5 <input type="radio"/> 3 <input type="radio"/> 6
4	<input type="radio"/> 1 <input type="radio"/> 4 <input type="radio"/> 7 <input type="radio"/> 2 <input type="radio"/> 5 <input type="radio"/> 99 <input type="radio"/> 3 <input type="radio"/> 6	<input type="radio"/> 1 <input type="radio"/> 4 <input type="radio"/> 2 <input type="radio"/> 5 <input type="radio"/> 3 <input type="radio"/> 99	<input type="radio"/> 1 <input type="radio"/> 3 <input type="radio"/> 2 <input type="radio"/> 99	<input type="radio"/> 1 <input type="radio"/> 4 <input type="radio"/> 99 <input type="radio"/> 2 <input type="radio"/> 5 <input type="radio"/> 3 <input type="radio"/> 6
5	<input type="radio"/> 1 <input type="radio"/> 4 <input type="radio"/> 7 <input type="radio"/> 2 <input type="radio"/> 5 <input type="radio"/> 99 <input type="radio"/> 3 <input type="radio"/> 6	<input type="radio"/> 1 <input type="radio"/> 4 <input type="radio"/> 2 <input type="radio"/> 5 <input type="radio"/> 3 <input type="radio"/> 99	<input type="radio"/> 1 <input type="radio"/> 3 <input type="radio"/> 2 <input type="radio"/> 99	<input type="radio"/> 1 <input type="radio"/> 4 <input type="radio"/> 99 <input type="radio"/> 2 <input type="radio"/> 5 <input type="radio"/> 3 <input type="radio"/> 6
6	<input type="radio"/> 1 <input type="radio"/> 4 <input type="radio"/> 7 <input type="radio"/> 2 <input type="radio"/> 5 <input type="radio"/> 99 <input type="radio"/> 3 <input type="radio"/> 6	<input type="radio"/> 1 <input type="radio"/> 4 <input type="radio"/> 2 <input type="radio"/> 5 <input type="radio"/> 3 <input type="radio"/> 99	<input type="radio"/> 1 <input type="radio"/> 3 <input type="radio"/> 2 <input type="radio"/> 99	<input type="radio"/> 1 <input type="radio"/> 4 <input type="radio"/> 99 <input type="radio"/> 2 <input type="radio"/> 5 <input type="radio"/> 3 <input type="radio"/> 6

* 1 0 0 0 0 0 0 *



Draft



Section 5 - Under Employment (cont'd)

For persons underemployed during the week ending September 28th, 2024

PERSON #	5.5 How closely related is ... current job to ... education, training and experience?	5.6 Would ... rather have a job more closely related to ... education, training and experience?	5.7 Has ... been actively seeking a job that is more closely related to ... education, training, and experience?
	1...Closely related 2...Exactly related 3...Somewhat related 4...Not at all related 99.DK/NS If 2 or 99, GO TO 8.1	1...Yes 2...No 99.DK/NS	1...Yes 2...No 99.DK/NS GO TO 8.1
1	<input type="radio"/> 1 <input type="radio"/> 4 <input type="radio"/> 2 <input type="radio"/> 99 <input type="radio"/> 3	<input type="radio"/> 1 <input type="radio"/> 2 <input type="radio"/> 99	<input type="radio"/> 1 <input type="radio"/> 2 <input type="radio"/> 99
2	<input type="radio"/> 1 <input type="radio"/> 4 <input type="radio"/> 2 <input type="radio"/> 99 <input type="radio"/> 3	<input type="radio"/> 1 <input type="radio"/> 2 <input type="radio"/> 99	<input type="radio"/> 1 <input type="radio"/> 2 <input type="radio"/> 99
3	<input type="radio"/> 1 <input type="radio"/> 4 <input type="radio"/> 2 <input type="radio"/> 99 <input type="radio"/> 3	<input type="radio"/> 1 <input type="radio"/> 2 <input type="radio"/> 99	<input type="radio"/> 1 <input type="radio"/> 2 <input type="radio"/> 99
4	<input type="radio"/> 1 <input type="radio"/> 4 <input type="radio"/> 2 <input type="radio"/> 99 <input type="radio"/> 3	<input type="radio"/> 1 <input type="radio"/> 2 <input type="radio"/> 99	<input type="radio"/> 1 <input type="radio"/> 2 <input type="radio"/> 99
5	<input type="radio"/> 1 <input type="radio"/> 4 <input type="radio"/> 2 <input type="radio"/> 99 <input type="radio"/> 3	<input type="radio"/> 1 <input type="radio"/> 2 <input type="radio"/> 99	<input type="radio"/> 1 <input type="radio"/> 2 <input type="radio"/> 99
6	<input type="radio"/> 1 <input type="radio"/> 4 <input type="radio"/> 2 <input type="radio"/> 99 <input type="radio"/> 3	<input type="radio"/> 1 <input type="radio"/> 2 <input type="radio"/> 99	<input type="radio"/> 1 <input type="radio"/> 2 <input type="radio"/> 99

* 1 0 0 0 0 0 0 *



Draft



Section 6 - Not Working

For persons not working during the week ending September 28th, 2024

P E R S O N #	6.1 What was the <u>MAIN</u> reason why ... was not working during the week ending September 28th, 2024?	6.2 Has ... been looking for work in the last four (4) weeks (i.e. August 31st - September 28th, 2024)?	6.3 When was the last time ... has looked for work prior to September 28th, 2024?
		1....Student/in training 2....Home/family duties 3....Retired 4....Elderly 5....Temporary illness/injury/medical reasons 6....Infirm/Disabled 7....Waiting for work permit 8....Waiting for permanent residence approval 9....Seasonal inactivity 10...No work available 11...Did not want to work 13...Other, please specify 12...Tired of looking 99..DK/NS If 4, 11, 99, GO TO 6.9	1....Yes 2....No 3....Already found job and waiting to start 99...DK/NS
1	<input type="radio"/> 1 <input type="radio"/> 5 <input type="radio"/> 9 <input type="radio"/> 13 <input type="radio"/> 2 <input type="radio"/> 6 <input type="radio"/> 10 <input type="radio"/> 99 <input type="radio"/> 3 <input type="radio"/> 7 <input type="radio"/> 11 _____ <input type="radio"/> 4 <input type="radio"/> 8 <input type="radio"/> 12 _____	<input type="radio"/> 1 <input type="radio"/> 3 <input type="radio"/> 2 <input type="radio"/> 99	<input type="radio"/> 1 <input type="radio"/> 4 <input type="radio"/> 99 <input type="radio"/> 2 <input type="radio"/> 5 <input type="radio"/> 3 <input type="radio"/> 6
2	<input type="radio"/> 1 <input type="radio"/> 5 <input type="radio"/> 9 <input type="radio"/> 13 <input type="radio"/> 2 <input type="radio"/> 6 <input type="radio"/> 10 <input type="radio"/> 99 <input type="radio"/> 3 <input type="radio"/> 7 <input type="radio"/> 11 _____ <input type="radio"/> 4 <input type="radio"/> 8 <input type="radio"/> 12 _____	<input type="radio"/> 1 <input type="radio"/> 3 <input type="radio"/> 2 <input type="radio"/> 99	<input type="radio"/> 1 <input type="radio"/> 4 <input type="radio"/> 99 <input type="radio"/> 2 <input type="radio"/> 5 <input type="radio"/> 3 <input type="radio"/> 6
3	<input type="radio"/> 1 <input type="radio"/> 5 <input type="radio"/> 9 <input type="radio"/> 13 <input type="radio"/> 2 <input type="radio"/> 6 <input type="radio"/> 10 <input type="radio"/> 99 <input type="radio"/> 3 <input type="radio"/> 7 <input type="radio"/> 11 _____ <input type="radio"/> 4 <input type="radio"/> 8 <input type="radio"/> 12 _____	<input type="radio"/> 1 <input type="radio"/> 3 <input type="radio"/> 2 <input type="radio"/> 99	<input type="radio"/> 1 <input type="radio"/> 4 <input type="radio"/> 99 <input type="radio"/> 2 <input type="radio"/> 5 <input type="radio"/> 3 <input type="radio"/> 6
4	<input type="radio"/> 1 <input type="radio"/> 5 <input type="radio"/> 9 <input type="radio"/> 13 <input type="radio"/> 2 <input type="radio"/> 6 <input type="radio"/> 10 <input type="radio"/> 99 <input type="radio"/> 3 <input type="radio"/> 7 <input type="radio"/> 11 _____ <input type="radio"/> 4 <input type="radio"/> 8 <input type="radio"/> 12 _____	<input type="radio"/> 1 <input type="radio"/> 3 <input type="radio"/> 2 <input type="radio"/> 99	<input type="radio"/> 1 <input type="radio"/> 4 <input type="radio"/> 99 <input type="radio"/> 2 <input type="radio"/> 5 <input type="radio"/> 3 <input type="radio"/> 6
5	<input type="radio"/> 1 <input type="radio"/> 5 <input type="radio"/> 9 <input type="radio"/> 13 <input type="radio"/> 2 <input type="radio"/> 6 <input type="radio"/> 10 <input type="radio"/> 99 <input type="radio"/> 3 <input type="radio"/> 7 <input type="radio"/> 11 _____ <input type="radio"/> 4 <input type="radio"/> 8 <input type="radio"/> 12 _____	<input type="radio"/> 1 <input type="radio"/> 3 <input type="radio"/> 2 <input type="radio"/> 99	<input type="radio"/> 1 <input type="radio"/> 4 <input type="radio"/> 99 <input type="radio"/> 2 <input type="radio"/> 5 <input type="radio"/> 3 <input type="radio"/> 6
6	<input type="radio"/> 1 <input type="radio"/> 5 <input type="radio"/> 9 <input type="radio"/> 13 <input type="radio"/> 2 <input type="radio"/> 6 <input type="radio"/> 10 <input type="radio"/> 99 <input type="radio"/> 3 <input type="radio"/> 7 <input type="radio"/> 11 _____ <input type="radio"/> 4 <input type="radio"/> 8 <input type="radio"/> 12 _____	<input type="radio"/> 1 <input type="radio"/> 3 <input type="radio"/> 2 <input type="radio"/> 99	<input type="radio"/> 1 <input type="radio"/> 4 <input type="radio"/> 99 <input type="radio"/> 2 <input type="radio"/> 5 <input type="radio"/> 3 <input type="radio"/> 6

* 1 0 0 0 0 0 0 *




Draft



Section 6 - Not Working (cont'd)

For persons not working during the week ending September 28th, 2024

P E R S O N #	<p>6.4 What steps did ... take to look for a job?</p> <p><i>Read list. Multiple answers allowed.</i></p> <p>1.....Contact an employer directly or have a job interview 2.....Register with National Workforce Development Agency 3.....Ask friends or relatives 4.....Send out resumes or fill out applications 5.....Place or answer advertisements 6.....Check professional registers 7.....Check websites 8.....Other, please specify 99...DK/NS</p>	<p>6.5 What kind of work is ... looking for/has already found?</p> <p><i>Probe, get details</i></p>	<p>6.6 In what industry is ... looking for/has already found work?</p> <p><i>Either name a business place or describe type of work done within the business</i></p> <div style="border: 1px solid black; background-color: yellow; padding: 5px; margin-top: 10px;"> <p>If 6.2 is 1, GO TO 6.8</p> <p>If 6.2 is 3, GO TO 6.9</p> </div>	
	1	<input type="radio"/> 1 <input type="radio"/> 5 <input type="radio"/> 99 <input type="radio"/> 2 <input type="radio"/> 6 <input type="radio"/> 3 <input type="radio"/> 7 <input type="radio"/> 4 <input type="radio"/> 8	<hr/> <hr/> <div style="border: 1px solid black; width: 100px; height: 20px; margin: 0 auto;"></div>	<hr/> <hr/> <div style="border: 1px solid black; width: 100px; height: 20px; margin: 0 auto;"></div>
	2	<input type="radio"/> 1 <input type="radio"/> 5 <input type="radio"/> 99 <input type="radio"/> 2 <input type="radio"/> 6 <input type="radio"/> 3 <input type="radio"/> 7 <input type="radio"/> 4 <input type="radio"/> 8	<hr/> <hr/> <div style="border: 1px solid black; width: 100px; height: 20px; margin: 0 auto;"></div>	<hr/> <hr/> <div style="border: 1px solid black; width: 100px; height: 20px; margin: 0 auto;"></div>
	3	<input type="radio"/> 1 <input type="radio"/> 5 <input type="radio"/> 99 <input type="radio"/> 2 <input type="radio"/> 6 <input type="radio"/> 3 <input type="radio"/> 7 <input type="radio"/> 4 <input type="radio"/> 8	<hr/> <hr/> <div style="border: 1px solid black; width: 100px; height: 20px; margin: 0 auto;"></div>	<hr/> <hr/> <div style="border: 1px solid black; width: 100px; height: 20px; margin: 0 auto;"></div>
	4	<input type="radio"/> 1 <input type="radio"/> 5 <input type="radio"/> 99 <input type="radio"/> 2 <input type="radio"/> 6 <input type="radio"/> 3 <input type="radio"/> 7 <input type="radio"/> 4 <input type="radio"/> 8	<hr/> <hr/> <div style="border: 1px solid black; width: 100px; height: 20px; margin: 0 auto;"></div>	<hr/> <hr/> <div style="border: 1px solid black; width: 100px; height: 20px; margin: 0 auto;"></div>
	5	<input type="radio"/> 1 <input type="radio"/> 5 <input type="radio"/> 99 <input type="radio"/> 2 <input type="radio"/> 6 <input type="radio"/> 3 <input type="radio"/> 7 <input type="radio"/> 4 <input type="radio"/> 8	<hr/> <hr/> <div style="border: 1px solid black; width: 100px; height: 20px; margin: 0 auto;"></div>	<hr/> <hr/> <div style="border: 1px solid black; width: 100px; height: 20px; margin: 0 auto;"></div>
	6	<input type="radio"/> 1 <input type="radio"/> 5 <input type="radio"/> 99 <input type="radio"/> 2 <input type="radio"/> 6 <input type="radio"/> 3 <input type="radio"/> 7 <input type="radio"/> 4 <input type="radio"/> 8	<hr/> <hr/> <div style="border: 1px solid black; width: 100px; height: 20px; margin: 0 auto;"></div>	<hr/> <hr/> <div style="border: 1px solid black; width: 100px; height: 20px; margin: 0 auto;"></div>



Section 6 - Not Working (cont'd)

For persons not working during the week ending September 28th, 2024

PERSON #	6.7 What was the <u>MAIN</u> reason why ... did not look for work during the past four (4) weeks (i.e. August 31st - September 28th, 2024)?	6.8 Would... have been able to start a job if one were offered during the week ending September 28th, 2024?	6.9 What was ...'s <u>MAIN</u> means of financial support during the week ending September 28th, 2024?
	1....Student/ in training 2....Home/family duties 3....Retired 4....Elderly 5....Temporary illness/injury/medical reasons 6....Infirm/Disabled 7....Waiting for work permit 8....Waiting for permanent residence approval 9....Seasonal inactivity 10...No work available 11...Did not want to work 12...Tired of looking 13.Other, please specify 99..DK/NS	1....Yes 2....No	1....Parents 2....Spouse/Partner 3....Other relatives & friends 4....Savings/Investments 5....Social Services (Government) 6....Pension/Veteran/Seaman 7....Other 99..DK/NS
1	<input type="radio"/> 1 <input type="radio"/> 5 <input type="radio"/> 9 <input type="radio"/> 13 <input type="radio"/> 2 <input type="radio"/> 6 <input type="radio"/> 10 <input type="radio"/> 99 <input type="radio"/> 3 <input type="radio"/> 7 <input type="radio"/> 11 _____ <input type="radio"/> 4 <input type="radio"/> 8 <input type="radio"/> 12 _____	<input type="radio"/> 1 <input type="radio"/> 2 <input type="radio"/> 99	<input type="radio"/> 1 <input type="radio"/> 4 <input type="radio"/> 7 <input type="radio"/> 2 <input type="radio"/> 5 <input type="radio"/> 99 <input type="radio"/> 3 <input type="radio"/> 6
2	<input type="radio"/> 1 <input type="radio"/> 5 <input type="radio"/> 9 <input type="radio"/> 13 <input type="radio"/> 2 <input type="radio"/> 6 <input type="radio"/> 10 <input type="radio"/> 99 <input type="radio"/> 3 <input type="radio"/> 7 <input type="radio"/> 11 _____ <input type="radio"/> 4 <input type="radio"/> 8 <input type="radio"/> 12 _____	<input type="radio"/> 1 <input type="radio"/> 2 <input type="radio"/> 99	<input type="radio"/> 1 <input type="radio"/> 4 <input type="radio"/> 7 <input type="radio"/> 2 <input type="radio"/> 5 <input type="radio"/> 99 <input type="radio"/> 3 <input type="radio"/> 6
3	<input type="radio"/> 1 <input type="radio"/> 5 <input type="radio"/> 9 <input type="radio"/> 13 <input type="radio"/> 2 <input type="radio"/> 6 <input type="radio"/> 10 <input type="radio"/> 99 <input type="radio"/> 3 <input type="radio"/> 7 <input type="radio"/> 11 _____ <input type="radio"/> 4 <input type="radio"/> 8 <input type="radio"/> 12 _____	<input type="radio"/> 1 <input type="radio"/> 2 <input type="radio"/> 99	<input type="radio"/> 1 <input type="radio"/> 4 <input type="radio"/> 7 <input type="radio"/> 2 <input type="radio"/> 5 <input type="radio"/> 99 <input type="radio"/> 3 <input type="radio"/> 6
4	<input type="radio"/> 1 <input type="radio"/> 5 <input type="radio"/> 9 <input type="radio"/> 13 <input type="radio"/> 2 <input type="radio"/> 6 <input type="radio"/> 10 <input type="radio"/> 99 <input type="radio"/> 3 <input type="radio"/> 7 <input type="radio"/> 11 _____ <input type="radio"/> 4 <input type="radio"/> 8 <input type="radio"/> 12 _____	<input type="radio"/> 1 <input type="radio"/> 2 <input type="radio"/> 99	<input type="radio"/> 1 <input type="radio"/> 4 <input type="radio"/> 7 <input type="radio"/> 2 <input type="radio"/> 5 <input type="radio"/> 99 <input type="radio"/> 3 <input type="radio"/> 6
5	<input type="radio"/> 1 <input type="radio"/> 5 <input type="radio"/> 9 <input type="radio"/> 13 <input type="radio"/> 2 <input type="radio"/> 6 <input type="radio"/> 10 <input type="radio"/> 99 <input type="radio"/> 3 <input type="radio"/> 7 <input type="radio"/> 11 _____ <input type="radio"/> 4 <input type="radio"/> 8 <input type="radio"/> 12 _____	<input type="radio"/> 1 <input type="radio"/> 2 <input type="radio"/> 99	<input type="radio"/> 1 <input type="radio"/> 4 <input type="radio"/> 7 <input type="radio"/> 2 <input type="radio"/> 5 <input type="radio"/> 99 <input type="radio"/> 3 <input type="radio"/> 6
6	<input type="radio"/> 1 <input type="radio"/> 5 <input type="radio"/> 9 <input type="radio"/> 13 <input type="radio"/> 2 <input type="radio"/> 6 <input type="radio"/> 10 <input type="radio"/> 99 <input type="radio"/> 3 <input type="radio"/> 7 <input type="radio"/> 11 _____ <input type="radio"/> 4 <input type="radio"/> 8 <input type="radio"/> 12 _____	<input type="radio"/> 1 <input type="radio"/> 2 <input type="radio"/> 99	<input type="radio"/> 1 <input type="radio"/> 4 <input type="radio"/> 7 <input type="radio"/> 2 <input type="radio"/> 5 <input type="radio"/> 99 <input type="radio"/> 3 <input type="radio"/> 6

* 1 0 0 0 0 0 0 *



Draft




Section 6 - Not Working (cont'd)

For persons not working during the week ending September 28th, 2024

PERSON #	6.10 Does ... receive additional financial support besides the MAIN means of financial support?	6.11 What is the monetary value of financial support from the MAIN source during the week ending September 28th, 2024? <i>Refer to FLASH CARD for earnings range</i>	6.12 What is the monetary value of financial support received from other sources in the week ending September 28th, 2024? <i>Refer to FLASH CARD for earnings range</i>
	1...Yes 2...No 99..DK/NS		
1	<input type="radio"/> 1 <input type="radio"/> 2 <input type="radio"/> 99	<input type="radio"/> 1 <input type="radio"/> 5 <input type="radio"/> 9 <input type="radio"/> 13 <input type="radio"/> 17 <input type="radio"/> 21 <input type="radio"/> 2 <input type="radio"/> 6 <input type="radio"/> 10 <input type="radio"/> 14 <input type="radio"/> 18 <input type="radio"/> 22 <input type="radio"/> 3 <input type="radio"/> 7 <input type="radio"/> 11 <input type="radio"/> 15 <input type="radio"/> 19 <input type="radio"/> 99 <input type="radio"/> 4 <input type="radio"/> 8 <input type="radio"/> 12 <input type="radio"/> 16 <input type="radio"/> 20	<input type="radio"/> 1 <input type="radio"/> 5 <input type="radio"/> 9 <input type="radio"/> 13 <input type="radio"/> 17 <input type="radio"/> 21 <input type="radio"/> 2 <input type="radio"/> 6 <input type="radio"/> 10 <input type="radio"/> 14 <input type="radio"/> 18 <input type="radio"/> 22 <input type="radio"/> 3 <input type="radio"/> 7 <input type="radio"/> 11 <input type="radio"/> 15 <input type="radio"/> 19 <input type="radio"/> 99 <input type="radio"/> 4 <input type="radio"/> 8 <input type="radio"/> 12 <input type="radio"/> 16 <input type="radio"/> 20
2	<input type="radio"/> 1 <input type="radio"/> 2 <input type="radio"/> 99	<input type="radio"/> 1 <input type="radio"/> 5 <input type="radio"/> 9 <input type="radio"/> 13 <input type="radio"/> 17 <input type="radio"/> 21 <input type="radio"/> 2 <input type="radio"/> 6 <input type="radio"/> 10 <input type="radio"/> 14 <input type="radio"/> 18 <input type="radio"/> 22 <input type="radio"/> 3 <input type="radio"/> 7 <input type="radio"/> 11 <input type="radio"/> 15 <input type="radio"/> 19 <input type="radio"/> 99 <input type="radio"/> 4 <input type="radio"/> 8 <input type="radio"/> 12 <input type="radio"/> 16 <input type="radio"/> 20	<input type="radio"/> 1 <input type="radio"/> 5 <input type="radio"/> 9 <input type="radio"/> 13 <input type="radio"/> 17 <input type="radio"/> 21 <input type="radio"/> 2 <input type="radio"/> 6 <input type="radio"/> 10 <input type="radio"/> 14 <input type="radio"/> 18 <input type="radio"/> 22 <input type="radio"/> 3 <input type="radio"/> 7 <input type="radio"/> 11 <input type="radio"/> 15 <input type="radio"/> 19 <input type="radio"/> 99 <input type="radio"/> 4 <input type="radio"/> 8 <input type="radio"/> 12 <input type="radio"/> 16 <input type="radio"/> 20
3	<input type="radio"/> 1 <input type="radio"/> 2 <input type="radio"/> 99	<input type="radio"/> 1 <input type="radio"/> 5 <input type="radio"/> 9 <input type="radio"/> 13 <input type="radio"/> 17 <input type="radio"/> 21 <input type="radio"/> 2 <input type="radio"/> 6 <input type="radio"/> 10 <input type="radio"/> 14 <input type="radio"/> 18 <input type="radio"/> 22 <input type="radio"/> 3 <input type="radio"/> 7 <input type="radio"/> 11 <input type="radio"/> 15 <input type="radio"/> 19 <input type="radio"/> 99 <input type="radio"/> 4 <input type="radio"/> 8 <input type="radio"/> 12 <input type="radio"/> 16 <input type="radio"/> 20	<input type="radio"/> 1 <input type="radio"/> 5 <input type="radio"/> 9 <input type="radio"/> 13 <input type="radio"/> 17 <input type="radio"/> 21 <input type="radio"/> 2 <input type="radio"/> 6 <input type="radio"/> 10 <input type="radio"/> 14 <input type="radio"/> 18 <input type="radio"/> 22 <input type="radio"/> 3 <input type="radio"/> 7 <input type="radio"/> 11 <input type="radio"/> 15 <input type="radio"/> 19 <input type="radio"/> 99 <input type="radio"/> 4 <input type="radio"/> 8 <input type="radio"/> 12 <input type="radio"/> 16 <input type="radio"/> 20
4	<input type="radio"/> 1 <input type="radio"/> 2 <input type="radio"/> 99	<input type="radio"/> 1 <input type="radio"/> 5 <input type="radio"/> 9 <input type="radio"/> 13 <input type="radio"/> 17 <input type="radio"/> 21 <input type="radio"/> 2 <input type="radio"/> 6 <input type="radio"/> 10 <input type="radio"/> 14 <input type="radio"/> 18 <input type="radio"/> 22 <input type="radio"/> 3 <input type="radio"/> 7 <input type="radio"/> 11 <input type="radio"/> 15 <input type="radio"/> 19 <input type="radio"/> 99 <input type="radio"/> 4 <input type="radio"/> 8 <input type="radio"/> 12 <input type="radio"/> 16 <input type="radio"/> 20	<input type="radio"/> 1 <input type="radio"/> 5 <input type="radio"/> 9 <input type="radio"/> 13 <input type="radio"/> 17 <input type="radio"/> 21 <input type="radio"/> 2 <input type="radio"/> 6 <input type="radio"/> 10 <input type="radio"/> 14 <input type="radio"/> 18 <input type="radio"/> 22 <input type="radio"/> 3 <input type="radio"/> 7 <input type="radio"/> 11 <input type="radio"/> 15 <input type="radio"/> 19 <input type="radio"/> 99 <input type="radio"/> 4 <input type="radio"/> 8 <input type="radio"/> 12 <input type="radio"/> 16 <input type="radio"/> 20
5	<input type="radio"/> 1 <input type="radio"/> 2 <input type="radio"/> 99	<input type="radio"/> 1 <input type="radio"/> 5 <input type="radio"/> 9 <input type="radio"/> 13 <input type="radio"/> 17 <input type="radio"/> 21 <input type="radio"/> 2 <input type="radio"/> 6 <input type="radio"/> 10 <input type="radio"/> 14 <input type="radio"/> 18 <input type="radio"/> 22 <input type="radio"/> 3 <input type="radio"/> 7 <input type="radio"/> 11 <input type="radio"/> 15 <input type="radio"/> 19 <input type="radio"/> 99 <input type="radio"/> 4 <input type="radio"/> 8 <input type="radio"/> 12 <input type="radio"/> 16 <input type="radio"/> 20	<input type="radio"/> 1 <input type="radio"/> 5 <input type="radio"/> 9 <input type="radio"/> 13 <input type="radio"/> 17 <input type="radio"/> 21 <input type="radio"/> 2 <input type="radio"/> 6 <input type="radio"/> 10 <input type="radio"/> 14 <input type="radio"/> 18 <input type="radio"/> 22 <input type="radio"/> 3 <input type="radio"/> 7 <input type="radio"/> 11 <input type="radio"/> 15 <input type="radio"/> 19 <input type="radio"/> 99 <input type="radio"/> 4 <input type="radio"/> 8 <input type="radio"/> 12 <input type="radio"/> 16 <input type="radio"/> 20
6	<input type="radio"/> 1 <input type="radio"/> 2 <input type="radio"/> 99	<input type="radio"/> 1 <input type="radio"/> 5 <input type="radio"/> 9 <input type="radio"/> 13 <input type="radio"/> 17 <input type="radio"/> 21 <input type="radio"/> 2 <input type="radio"/> 6 <input type="radio"/> 10 <input type="radio"/> 14 <input type="radio"/> 18 <input type="radio"/> 22 <input type="radio"/> 3 <input type="radio"/> 7 <input type="radio"/> 11 <input type="radio"/> 15 <input type="radio"/> 19 <input type="radio"/> 99 <input type="radio"/> 4 <input type="radio"/> 8 <input type="radio"/> 12 <input type="radio"/> 16 <input type="radio"/> 20	<input type="radio"/> 1 <input type="radio"/> 5 <input type="radio"/> 9 <input type="radio"/> 13 <input type="radio"/> 17 <input type="radio"/> 21 <input type="radio"/> 2 <input type="radio"/> 6 <input type="radio"/> 10 <input type="radio"/> 14 <input type="radio"/> 18 <input type="radio"/> 22 <input type="radio"/> 3 <input type="radio"/> 7 <input type="radio"/> 11 <input type="radio"/> 15 <input type="radio"/> 19 <input type="radio"/> 99 <input type="radio"/> 4 <input type="radio"/> 8 <input type="radio"/> 12 <input type="radio"/> 16 <input type="radio"/> 20

If Q6.10 2 or 99, GO TO 7.1.

* 1 0 0 0 0 0 0 *



Section 7 - Previous Employment

For persons not working during the week ending September 28th, 2024

P E R S O N #	7.1 Has ... ever had a job in the Cayman Islands?	7.2 How long has been without work?	7.3 What was ...'s last occupation?
		1....Yes 2....No 99..DK/NS If 2 or 99, GO TO 8.1.	1... < 1 month 2... ≥ 1 to < 3 months 3... ≥ 3 to < 6 months 4... ≥ 6 to < 12 months 5... ≥ 12months 99..DK/NS
1	<input type="radio"/> 1 <input type="radio"/> 2 <input type="radio"/> 99	<input type="radio"/> 1 <input type="radio"/> 4 <input type="radio"/> 2 <input type="radio"/> 5 <input type="radio"/> 3 <input type="radio"/> 99	_____ _____ [] [] []
2	<input type="radio"/> 1 <input type="radio"/> 2 <input type="radio"/> 99	<input type="radio"/> 1 <input type="radio"/> 4 <input type="radio"/> 2 <input type="radio"/> 5 <input type="radio"/> 3 <input type="radio"/> 99	_____ _____ [] [] []
3	<input type="radio"/> 1 <input type="radio"/> 2 <input type="radio"/> 99	<input type="radio"/> 1 <input type="radio"/> 4 <input type="radio"/> 2 <input type="radio"/> 5 <input type="radio"/> 3 <input type="radio"/> 99	_____ _____ [] [] []
4	<input type="radio"/> 1 <input type="radio"/> 2 <input type="radio"/> 99	<input type="radio"/> 1 <input type="radio"/> 4 <input type="radio"/> 2 <input type="radio"/> 5 <input type="radio"/> 3 <input type="radio"/> 99	_____ _____ [] [] []
5	<input type="radio"/> 1 <input type="radio"/> 2 <input type="radio"/> 99	<input type="radio"/> 1 <input type="radio"/> 4 <input type="radio"/> 2 <input type="radio"/> 5 <input type="radio"/> 3 <input type="radio"/> 99	_____ _____ [] [] []
6	<input type="radio"/> 1 <input type="radio"/> 2 <input type="radio"/> 99	<input type="radio"/> 1 <input type="radio"/> 4 <input type="radio"/> 2 <input type="radio"/> 5 <input type="radio"/> 3 <input type="radio"/> 99	_____ _____ [] [] []

* 1 0 0 0 0 0 0 *



Draft



Section 7 - Previous Employment (cont'd)

For persons not working during the week ending September 28th, 2024

PERSON #	7.4 What is the name of the business where ... last worked? <i>If not obvious from the name of the business or government department given, add the main activity of the business.</i>	7.5 Why did ... stop working? 1...Job Completed 2...Contract Ended 3...Resigned - Personal Reasons 4...Resigned - Job conditions 5...Lost job - Dismissed 6...Laid-off 7...Made Redundant 8...Business failed 9...Retired 10...Moved to new area 11...Medically unfit 12...No longer wanted to work 13...Other, please specify 99...DK/NS
1	_____ _____ [][][]	<input type="radio"/> 1 <input type="radio"/> 5 <input type="radio"/> 9 <input type="radio"/> 13 <input type="radio"/> 2 <input type="radio"/> 6 <input type="radio"/> 10 _____ <input type="radio"/> 3 <input type="radio"/> 7 <input type="radio"/> 11 <input type="radio"/> 4 <input type="radio"/> 8 <input type="radio"/> 12 <input type="radio"/> 99
2	_____ _____ [][][]	<input type="radio"/> 1 <input type="radio"/> 5 <input type="radio"/> 9 <input type="radio"/> 13 <input type="radio"/> 2 <input type="radio"/> 6 <input type="radio"/> 10 _____ <input type="radio"/> 3 <input type="radio"/> 7 <input type="radio"/> 11 <input type="radio"/> 4 <input type="radio"/> 8 <input type="radio"/> 12 <input type="radio"/> 99
3	_____ _____ [][][]	<input type="radio"/> 1 <input type="radio"/> 5 <input type="radio"/> 9 <input type="radio"/> 13 <input type="radio"/> 2 <input type="radio"/> 6 <input type="radio"/> 10 _____ <input type="radio"/> 3 <input type="radio"/> 7 <input type="radio"/> 11 <input type="radio"/> 4 <input type="radio"/> 8 <input type="radio"/> 12 <input type="radio"/> 99
4	_____ _____ [][][]	<input type="radio"/> 1 <input type="radio"/> 5 <input type="radio"/> 9 <input type="radio"/> 13 <input type="radio"/> 2 <input type="radio"/> 6 <input type="radio"/> 10 _____ <input type="radio"/> 3 <input type="radio"/> 7 <input type="radio"/> 11 <input type="radio"/> 4 <input type="radio"/> 8 <input type="radio"/> 12 <input type="radio"/> 99
5	_____ _____ [][][]	<input type="radio"/> 1 <input type="radio"/> 5 <input type="radio"/> 9 <input type="radio"/> 13 <input type="radio"/> 2 <input type="radio"/> 6 <input type="radio"/> 10 _____ <input type="radio"/> 3 <input type="radio"/> 7 <input type="radio"/> 11 <input type="radio"/> 4 <input type="radio"/> 8 <input type="radio"/> 12 <input type="radio"/> 99
6	_____ _____ [][][]	<input type="radio"/> 1 <input type="radio"/> 5 <input type="radio"/> 9 <input type="radio"/> 13 <input type="radio"/> 2 <input type="radio"/> 6 <input type="radio"/> 10 _____ <input type="radio"/> 3 <input type="radio"/> 7 <input type="radio"/> 11 <input type="radio"/> 4 <input type="radio"/> 8 <input type="radio"/> 12 <input type="radio"/> 99



Section 8 - Dwelling Characteristics

To be answered by the Head of the household or a responsible adult.

8.1 The dwelling you occupied during week ending September 28th, 2024 was

- 1 Detached house
- 2 Semi-detached house
- 3 Duplex
- 4 Apartment
- 5 Condominium/townhouse
- 6 Studio
- 7 One-room
- 8 Combined business/dwelling
- 9 Boat/yacht
- 10 Other (please specify) _____
- 99 DK/NS

8.2 Number of rooms

8.3 Number of bedrooms

8.4 Is this accommodation owned or rented by a household member?

- 1 Owned without mortgage
- 2 Owned with mortgage
- 3 Rent paid by household members → **GO TO 8.6**
- 4 Rent paid by non-household members → **GO TO 8.6**
- 5 Other (specify) _____
- 99 DK/NS

8.5 Is the dwelling owned by a member of this household?

- 1 Yes → If yes, identify the person(s) _____ Person No. 1 2 3 4 5 6 7 8 9 10
- 2 No
- 99 DK/NS

8.6 The dwelling occupied during the week ending September 28th, 2024 was owned by ...

- 1 Caymanian
- 2 Non Caymanian
- 3 Combined ownership: Caymanian
- 4 Combined ownership: Non Caymanian
- 5 Combined ownership: Caymanian & Non Caymanian
- 6 Don't Know - Rented from a rental agency/property manager
- 7 Don't Know - Rented from the owner
- 99 DK/NS

If q8.4 is 1 or 2, CONTINUE else GO TO 8.9

8.7 How much do you think it would have cost to rent a similar accommodation per month?

CI\$,

If DK/NS use 99,999

8.8 What is the estimated mortgage payment for this accommodation?

CI\$,

If DK/NS use 99,999

GO TO 8.11

8.9 How much rent do you pay for this accommodation?

CI\$,

If DK/NS use 99,999

8.10 Does the rent include any of the following utilities?

- 1 Electricity
- 2 Water
- 3 Cable
- 4 No utilities included
- 99 DK/NS

Read List
(Multiple answers allowed)

8.11 Does the household have the following insurance?

- 1. Housing structure insurance 1 Yes 2 No 99 DK/NS
- 2. Content insurance 1 Yes 2 No 99 DK/NS

If q8.11.1 is 1 CONTINUE else GO TO 8.13



Draft



Section 8 - Dwelling Characteristics (cont'd)

To be answered by the Head of the household or a responsible adult.

8.12 Was this dwelling revalued before purchasing housing structure insurance in the last year, i.e September 29th, 2023 to September 28th, 2024? 1 Yes 2 No 99 DK/NS

8.13 Does this household have the following?

- 1. Internet at home 1 Yes 2 No
- 2. Cable/Satellite 1 Yes 2 No
- 3. Internet TV 1 Yes 2 No
- 4. Air condition 1 Yes 2 No

8.14 How many of the following does this household own? If NONE, write zero (0).

- 1. Telephone landlines
- 2. Cell phones
- 3. Computers/laptops
- 4. Tablets/e-readers
- 5. Motor vehicles

8.15 Has this household ever been DISCONNECTED from the following household services in the past 6 months, i.e March 29th, 2024 to September 28th, 2024 because the bill was unaffordable?

- 1. Electricity 1 Yes 2 No 99 N/A
- 2. Landline telephone 1 Yes 2 No 99 N/A
- 3. Internet Services 1 Yes 2 No 99 N/A
- 4. Water 1 Yes 2 No 99 N/A
- 5. Electronic Security 1 Yes 2 No 99 N/A

8.16 In the past 6 months, i.e March 29th, 2024 to September 28th, 2024, how often did this household...?

- 1. Reuse/recycle materials 1 Always 2 Most of the time 3 Sometimes 4 Never
- 2. Separate/Sort waste 1 Always 2 Most of the time 3 Sometimes 4 Never
- 3. Conserve energy 1 Always 2 Most of the time 3 Sometimes 4 Never
- 4. Reduce waste 1 Always 2 Most of the time 3 Sometimes 4 Never
- 5. Conserve water 1 Always 2 Most of the time 3 Sometimes 4 Never

8.17 How many household employees does this household employ? Please provide the number of persons by primary task. If NONE, write zero (0).

- 1. Domestic Helper
- 2. Gardener
- 3. Nanny (Children)
- 4. Care Giver (Elderly/Sick)
- 5. Other

If no household employees, GO TO 8.19

8.18 How many of your household employees live in?

8.19 What is the estimated average monthly expenses of this household?

CI\$

,

If DK/NS use 99,999



Section 9 - Quality of Life

To be completed for persons aged 18+

P E R S O N #	9.1	9.2	9.3
	<p>During the past 6 months, i.e March 29th, 2024 to September 28th, 2024, was ... behind in paying any of the following expenses?</p> <p><i>Multiple Responses Allowed</i></p> <p>1...Rent Payment 2...Electricity 3...Water 4...Mortgage repayments 5...Credit Card payments 6...Insurance services 7...Telephone 8...Child Support/Maintenance 9...Other Loans 10...None of these 99..DK/NS</p>	<p>During the past 6 months, i.e March 29th, 2024 to September 28th, 2024, Are you satisfied that the organization's benefits/salary package for the last year is enough to cover your current standard of living costs?</p> <p><i>Multiple Responses Allowed</i></p> <p>1...Very satisfied 2...Satisfied 3...Neither satisfied nor dissatisfied 4...Dissatisfied 5...Very dissatisfied 6...Not applicable</p>	<p>Which of the following items have ... personally gone without in the last 6 months, i.e March 29th, 2024 to September 28th, 2024. due to a lack of money?</p> <p><i>Multiple Responses Allowed</i></p> <p>1...New clothes 2...New shoes 3...Dining Out 4...Going to social gatherings 5...Paid hobby or sport 6...Paid holiday with family 7...Transport Expenses 8...Didn't have a shortage of money 99..DK/NS</p>
1	<input type="radio"/> 1 <input type="radio"/> 4 <input type="radio"/> 7 <input type="radio"/> 10 <input type="radio"/> 2 <input type="radio"/> 5 <input type="radio"/> 8 <input type="radio"/> 99 <input type="radio"/> 3 <input type="radio"/> 6 <input type="radio"/> 9	<input type="radio"/> 1 <input type="radio"/> 4 <input type="radio"/> 99 <input type="radio"/> 2 <input type="radio"/> 5 <input type="radio"/> 3 <input type="radio"/> 6	<input type="radio"/> 1 <input type="radio"/> 4 <input type="radio"/> 7 <input type="radio"/> 2 <input type="radio"/> 5 <input type="radio"/> 8 <input type="radio"/> 3 <input type="radio"/> 6 <input type="radio"/> 99
2	<input type="radio"/> 1 <input type="radio"/> 4 <input type="radio"/> 7 <input type="radio"/> 10 <input type="radio"/> 2 <input type="radio"/> 5 <input type="radio"/> 8 <input type="radio"/> 99 <input type="radio"/> 3 <input type="radio"/> 6 <input type="radio"/> 9	<input type="radio"/> 1 <input type="radio"/> 4 <input type="radio"/> 99 <input type="radio"/> 2 <input type="radio"/> 5 <input type="radio"/> 3 <input type="radio"/> 6	<input type="radio"/> 1 <input type="radio"/> 4 <input type="radio"/> 7 <input type="radio"/> 2 <input type="radio"/> 5 <input type="radio"/> 8 <input type="radio"/> 3 <input type="radio"/> 6 <input type="radio"/> 99
3	<input type="radio"/> 1 <input type="radio"/> 4 <input type="radio"/> 7 <input type="radio"/> 10 <input type="radio"/> 2 <input type="radio"/> 5 <input type="radio"/> 8 <input type="radio"/> 99 <input type="radio"/> 3 <input type="radio"/> 6 <input type="radio"/> 9	<input type="radio"/> 1 <input type="radio"/> 4 <input type="radio"/> 99 <input type="radio"/> 2 <input type="radio"/> 5 <input type="radio"/> 3 <input type="radio"/> 6	<input type="radio"/> 1 <input type="radio"/> 4 <input type="radio"/> 7 <input type="radio"/> 2 <input type="radio"/> 5 <input type="radio"/> 8 <input type="radio"/> 3 <input type="radio"/> 6 <input type="radio"/> 99
4	<input type="radio"/> 1 <input type="radio"/> 4 <input type="radio"/> 7 <input type="radio"/> 10 <input type="radio"/> 2 <input type="radio"/> 5 <input type="radio"/> 8 <input type="radio"/> 99 <input type="radio"/> 3 <input type="radio"/> 6 <input type="radio"/> 9	<input type="radio"/> 1 <input type="radio"/> 4 <input type="radio"/> 99 <input type="radio"/> 2 <input type="radio"/> 5 <input type="radio"/> 3 <input type="radio"/> 6	<input type="radio"/> 1 <input type="radio"/> 4 <input type="radio"/> 7 <input type="radio"/> 2 <input type="radio"/> 5 <input type="radio"/> 8 <input type="radio"/> 3 <input type="radio"/> 6 <input type="radio"/> 99
5	<input type="radio"/> 1 <input type="radio"/> 4 <input type="radio"/> 7 <input type="radio"/> 10 <input type="radio"/> 2 <input type="radio"/> 5 <input type="radio"/> 8 <input type="radio"/> 99 <input type="radio"/> 3 <input type="radio"/> 6 <input type="radio"/> 9	<input type="radio"/> 1 <input type="radio"/> 4 <input type="radio"/> 99 <input type="radio"/> 2 <input type="radio"/> 5 <input type="radio"/> 3 <input type="radio"/> 6	<input type="radio"/> 1 <input type="radio"/> 4 <input type="radio"/> 7 <input type="radio"/> 2 <input type="radio"/> 5 <input type="radio"/> 8 <input type="radio"/> 3 <input type="radio"/> 6 <input type="radio"/> 99
6	<input type="radio"/> 1 <input type="radio"/> 4 <input type="radio"/> 7 <input type="radio"/> 10 <input type="radio"/> 2 <input type="radio"/> 5 <input type="radio"/> 8 <input type="radio"/> 99 <input type="radio"/> 3 <input type="radio"/> 6 <input type="radio"/> 9	<input type="radio"/> 1 <input type="radio"/> 4 <input type="radio"/> 99 <input type="radio"/> 2 <input type="radio"/> 5 <input type="radio"/> 3 <input type="radio"/> 6	<input type="radio"/> 1 <input type="radio"/> 4 <input type="radio"/> 7 <input type="radio"/> 2 <input type="radio"/> 5 <input type="radio"/> 8 <input type="radio"/> 3 <input type="radio"/> 6 <input type="radio"/> 99

* 1 0 0 0 0 0 0 *



Draft



Section 9 - Quality of Life (cont'd)

To be completed for persons aged 18+

P E R S O N #	9.4	9.5	9.6	9.7
	Looking back over ... life in the Cayman Islands, how often does ... think ... lived in poverty? 1...Never 2...Rarely 3...Occasionally 4...Often 5...Most of the time 99..DK/NS	Has anything happened within the LAST TWO YEARS to ... which has ... 1...Improved standard of living 2...Reduced standard of living 3...Increased income 4...Reduced income 5...None of these 99..DK/NS	Is there anything ... expect to happen within the NEXT TWO YEARS which will ... 1...Improve standard of living 2...Reduce standard of living 3...Increase income 4...Reduce income 5...None of these 99..DK/NS	What is the estimated monthly cost in CI\$, that ... think is necessary to maintain ... standard of living? <div style="border: 1px solid black; padding: 2px; width: fit-content;">Use 99998 for Do not want to answer.</div> <div style="border: 1px solid black; padding: 2px; width: fit-content;">Use 99999 for DK/NS</div>
1	<input type="radio"/> 1 <input type="radio"/> 4 <input type="radio"/> 2 <input type="radio"/> 5 <input type="radio"/> 3 <input type="radio"/> 99	<input type="radio"/> 1 <input type="radio"/> 4 <input type="radio"/> 2 <input type="radio"/> 5 <input type="radio"/> 3 <input type="radio"/> 99	<input type="radio"/> 1 <input type="radio"/> 4 <input type="radio"/> 2 <input type="radio"/> 5 <input type="radio"/> 3 <input type="radio"/> 99	<input style="width: 20px; height: 20px;" type="text"/> <input style="width: 20px; height: 20px;" type="text"/> <input style="width: 20px; height: 20px;" type="text"/> <input style="width: 20px; height: 20px;" type="text"/> <input style="width: 20px; height: 20px;" type="text"/>
2	<input type="radio"/> 1 <input type="radio"/> 4 <input type="radio"/> 2 <input type="radio"/> 5 <input type="radio"/> 3 <input type="radio"/> 99	<input type="radio"/> 1 <input type="radio"/> 4 <input type="radio"/> 2 <input type="radio"/> 5 <input type="radio"/> 3 <input type="radio"/> 99	<input type="radio"/> 1 <input type="radio"/> 4 <input type="radio"/> 2 <input type="radio"/> 5 <input type="radio"/> 3 <input type="radio"/> 99	<input style="width: 20px; height: 20px;" type="text"/> <input style="width: 20px; height: 20px;" type="text"/> <input style="width: 20px; height: 20px;" type="text"/> <input style="width: 20px; height: 20px;" type="text"/> <input style="width: 20px; height: 20px;" type="text"/>
3	<input type="radio"/> 1 <input type="radio"/> 4 <input type="radio"/> 2 <input type="radio"/> 5 <input type="radio"/> 3 <input type="radio"/> 99	<input type="radio"/> 1 <input type="radio"/> 4 <input type="radio"/> 2 <input type="radio"/> 5 <input type="radio"/> 3 <input type="radio"/> 99	<input type="radio"/> 1 <input type="radio"/> 4 <input type="radio"/> 2 <input type="radio"/> 5 <input type="radio"/> 3 <input type="radio"/> 99	<input style="width: 20px; height: 20px;" type="text"/> <input style="width: 20px; height: 20px;" type="text"/> <input style="width: 20px; height: 20px;" type="text"/> <input style="width: 20px; height: 20px;" type="text"/> <input style="width: 20px; height: 20px;" type="text"/>
4	<input type="radio"/> 1 <input type="radio"/> 4 <input type="radio"/> 2 <input type="radio"/> 5 <input type="radio"/> 3 <input type="radio"/> 99	<input type="radio"/> 1 <input type="radio"/> 4 <input type="radio"/> 2 <input type="radio"/> 5 <input type="radio"/> 3 <input type="radio"/> 99	<input type="radio"/> 1 <input type="radio"/> 4 <input type="radio"/> 2 <input type="radio"/> 5 <input type="radio"/> 3 <input type="radio"/> 99	<input style="width: 20px; height: 20px;" type="text"/> <input style="width: 20px; height: 20px;" type="text"/> <input style="width: 20px; height: 20px;" type="text"/> <input style="width: 20px; height: 20px;" type="text"/> <input style="width: 20px; height: 20px;" type="text"/>
5	<input type="radio"/> 1 <input type="radio"/> 4 <input type="radio"/> 2 <input type="radio"/> 5 <input type="radio"/> 3 <input type="radio"/> 99	<input type="radio"/> 1 <input type="radio"/> 4 <input type="radio"/> 2 <input type="radio"/> 5 <input type="radio"/> 3 <input type="radio"/> 99	<input type="radio"/> 1 <input type="radio"/> 4 <input type="radio"/> 2 <input type="radio"/> 5 <input type="radio"/> 3 <input type="radio"/> 99	<input style="width: 20px; height: 20px;" type="text"/> <input style="width: 20px; height: 20px;" type="text"/> <input style="width: 20px; height: 20px;" type="text"/> <input style="width: 20px; height: 20px;" type="text"/> <input style="width: 20px; height: 20px;" type="text"/>
6	<input type="radio"/> 1 <input type="radio"/> 4 <input type="radio"/> 2 <input type="radio"/> 5 <input type="radio"/> 3 <input type="radio"/> 99	<input type="radio"/> 1 <input type="radio"/> 4 <input type="radio"/> 2 <input type="radio"/> 5 <input type="radio"/> 3 <input type="radio"/> 99	<input type="radio"/> 1 <input type="radio"/> 4 <input type="radio"/> 2 <input type="radio"/> 5 <input type="radio"/> 3 <input type="radio"/> 99	<input style="width: 20px; height: 20px;" type="text"/> <input style="width: 20px; height: 20px;" type="text"/> <input style="width: 20px; height: 20px;" type="text"/> <input style="width: 20px; height: 20px;" type="text"/> <input style="width: 20px; height: 20px;" type="text"/>



Section 9 - Quality of Life (cont'd)

To be completed for persons aged 18+

PERSON #	9.8	9.9	9.10			
	Has ... had to give up meals within the last four (4) weeks. (i.e. August 31st - September 28th, 2024), due to a lack of resources of any kind? 1...Yes 2...No 3...Prefer not to say 99..DK/NS If 2, Go to Q9.10	How many days in the last four (4) (i.e. August 31st - September 28th, 2024) weeks has ... given up at least one meal due to a lack of resources of any kind? Use 99998 if respondent refused to say Use 99999 for DK/NS	In the Cayman Islands, how many persons can you count on for help if ... a....Sick b....Has financial problems c....Has emotional issues d....Needs Support in other personal events (funerals,property loss, etc.) 1...None 2....1 to 2 persons 3....3 to 5 persons 4....6 to 7 persons 5....8 or more persons 99..DK/NS			
			a	b	c	d
1	<input type="radio"/> 1 <input type="radio"/> 3 <input type="radio"/> 2 <input type="radio"/> 99	<input type="text"/>	<input type="radio"/> 1 <input type="radio"/> 2 <input type="radio"/> 3 <input type="radio"/> 4 <input type="radio"/> 5 <input type="radio"/> 99	<input type="radio"/> 1 <input type="radio"/> 2 <input type="radio"/> 3 <input type="radio"/> 4 <input type="radio"/> 5 <input type="radio"/> 99	<input type="radio"/> 1 <input type="radio"/> 2 <input type="radio"/> 3 <input type="radio"/> 4 <input type="radio"/> 5 <input type="radio"/> 99	<input type="radio"/> 1 <input type="radio"/> 2 <input type="radio"/> 3 <input type="radio"/> 4 <input type="radio"/> 5 <input type="radio"/> 99
2	<input type="radio"/> 1 <input type="radio"/> 3 <input type="radio"/> 2 <input type="radio"/> 99	<input type="text"/>	<input type="radio"/> 1 <input type="radio"/> 2 <input type="radio"/> 3 <input type="radio"/> 4 <input type="radio"/> 5 <input type="radio"/> 99	<input type="radio"/> 1 <input type="radio"/> 2 <input type="radio"/> 3 <input type="radio"/> 4 <input type="radio"/> 5 <input type="radio"/> 99	<input type="radio"/> 1 <input type="radio"/> 2 <input type="radio"/> 3 <input type="radio"/> 4 <input type="radio"/> 5 <input type="radio"/> 99	<input type="radio"/> 1 <input type="radio"/> 2 <input type="radio"/> 3 <input type="radio"/> 4 <input type="radio"/> 5 <input type="radio"/> 99
3	<input type="radio"/> 1 <input type="radio"/> 3 <input type="radio"/> 2 <input type="radio"/> 99	<input type="text"/>	<input type="radio"/> 1 <input type="radio"/> 2 <input type="radio"/> 3 <input type="radio"/> 4 <input type="radio"/> 5 <input type="radio"/> 99	<input type="radio"/> 1 <input type="radio"/> 2 <input type="radio"/> 3 <input type="radio"/> 4 <input type="radio"/> 5 <input type="radio"/> 99	<input type="radio"/> 1 <input type="radio"/> 2 <input type="radio"/> 3 <input type="radio"/> 4 <input type="radio"/> 5 <input type="radio"/> 99	<input type="radio"/> 1 <input type="radio"/> 2 <input type="radio"/> 3 <input type="radio"/> 4 <input type="radio"/> 5 <input type="radio"/> 99
4	<input type="radio"/> 1 <input type="radio"/> 3 <input type="radio"/> 2 <input type="radio"/> 99	<input type="text"/>	<input type="radio"/> 1 <input type="radio"/> 2 <input type="radio"/> 3 <input type="radio"/> 4 <input type="radio"/> 5 <input type="radio"/> 99	<input type="radio"/> 1 <input type="radio"/> 2 <input type="radio"/> 3 <input type="radio"/> 4 <input type="radio"/> 5 <input type="radio"/> 99	<input type="radio"/> 1 <input type="radio"/> 2 <input type="radio"/> 3 <input type="radio"/> 4 <input type="radio"/> 5 <input type="radio"/> 99	<input type="radio"/> 1 <input type="radio"/> 2 <input type="radio"/> 3 <input type="radio"/> 4 <input type="radio"/> 5 <input type="radio"/> 99
5	<input type="radio"/> 1 <input type="radio"/> 3 <input type="radio"/> 2 <input type="radio"/> 99	<input type="text"/>	<input type="radio"/> 1 <input type="radio"/> 2 <input type="radio"/> 3 <input type="radio"/> 4 <input type="radio"/> 5 <input type="radio"/> 99	<input type="radio"/> 1 <input type="radio"/> 2 <input type="radio"/> 3 <input type="radio"/> 4 <input type="radio"/> 5 <input type="radio"/> 99	<input type="radio"/> 1 <input type="radio"/> 2 <input type="radio"/> 3 <input type="radio"/> 4 <input type="radio"/> 5 <input type="radio"/> 99	<input type="radio"/> 1 <input type="radio"/> 2 <input type="radio"/> 3 <input type="radio"/> 4 <input type="radio"/> 5 <input type="radio"/> 99
6	<input type="radio"/> 1 <input type="radio"/> 3 <input type="radio"/> 2 <input type="radio"/> 99	<input type="text"/>	<input type="radio"/> 1 <input type="radio"/> 2 <input type="radio"/> 3 <input type="radio"/> 4 <input type="radio"/> 5 <input type="radio"/> 99	<input type="radio"/> 1 <input type="radio"/> 2 <input type="radio"/> 3 <input type="radio"/> 4 <input type="radio"/> 5 <input type="radio"/> 99	<input type="radio"/> 1 <input type="radio"/> 2 <input type="radio"/> 3 <input type="radio"/> 4 <input type="radio"/> 5 <input type="radio"/> 99	<input type="radio"/> 1 <input type="radio"/> 2 <input type="radio"/> 3 <input type="radio"/> 4 <input type="radio"/> 5 <input type="radio"/> 99

* 1 0 0 0 0 0 0 *



Draft



Section 9 - Quality of Life (cont'd)

To be completed for persons aged 18+

P E R S O N #	On a scale from 1 to 5, 1 being very satisfied, 2 being satisfied, 3 neither satisfied nor dissatisfied, 4 being dissatisfied and 5 very dissatisfied.							On a scale from 1 to 5, 1 being excellent, 2 being good, 3 being fair, 4 being poor and 5 being very poor.		On a scale from 1 to 5, 1 being very satisfied, 2 being satisfied, 3 neither satisfied nor dissatisfied, 4 being dissatisfied, 5 very dissatisfied and 6 never used.				
	a	b	c	d	e	f	g	1	4	a	b	c	d	e
9.11 How satisfied are ... with the following aspects of ... life? a....Physical Health b....Standard of living c....Occupation/Job d....Relationship with Family e....Relationship with Coworkers f....Cayman's Development g....Work Life Balance								9.12 In general, would ... say that ... mental health is: 1....Excellent 2....Good 3....Fair 4....Poor 5....Very Poor 99...DK/NS		9.13 On the last occasion ... used the public hospital or clinic, how satisfied was ... with each of the following: a....Skills and competency of staff b....Overall cleanliness of the facility c....Friendliness and courtesy of the staff d....The treatment/medicine prescribed e....Waiting time of service				
1	<input type="radio"/> 1	<input type="radio"/> 1	<input type="radio"/> 1	<input type="radio"/> 1	<input type="radio"/> 1	<input type="radio"/> 1	<input type="radio"/> 1	<input type="radio"/> 1	<input type="radio"/> 4	<input type="radio"/> 1	<input type="radio"/> 1	<input type="radio"/> 1	<input type="radio"/> 1	<input type="radio"/> 1
	<input type="radio"/> 2	<input type="radio"/> 2	<input type="radio"/> 2	<input type="radio"/> 2	<input type="radio"/> 2	<input type="radio"/> 2	<input type="radio"/> 2	<input type="radio"/> 2	<input type="radio"/> 5	<input type="radio"/> 2	<input type="radio"/> 2	<input type="radio"/> 2	<input type="radio"/> 2	<input type="radio"/> 2
	<input type="radio"/> 3	<input type="radio"/> 3	<input type="radio"/> 3	<input type="radio"/> 3	<input type="radio"/> 3	<input type="radio"/> 3	<input type="radio"/> 3	<input type="radio"/> 3	<input type="radio"/> 99	<input type="radio"/> 3	<input type="radio"/> 3	<input type="radio"/> 3	<input type="radio"/> 3	<input type="radio"/> 3
	<input type="radio"/> 4	<input type="radio"/> 4	<input type="radio"/> 4	<input type="radio"/> 4	<input type="radio"/> 4	<input type="radio"/> 4	<input type="radio"/> 4			<input type="radio"/> 4	<input type="radio"/> 4	<input type="radio"/> 4	<input type="radio"/> 4	<input type="radio"/> 4
	<input type="radio"/> 5	<input type="radio"/> 5	<input type="radio"/> 5	<input type="radio"/> 5	<input type="radio"/> 5	<input type="radio"/> 5	<input type="radio"/> 5			<input type="radio"/> 5	<input type="radio"/> 5	<input type="radio"/> 5	<input type="radio"/> 5	<input type="radio"/> 5
	<input type="radio"/> 99	<input type="radio"/> 99	<input type="radio"/> 99	<input type="radio"/> 99	<input type="radio"/> 99	<input type="radio"/> 99	<input type="radio"/> 99			<input type="radio"/> 6	<input type="radio"/> 6	<input type="radio"/> 6	<input type="radio"/> 6	<input type="radio"/> 6
2	<input type="radio"/> 1	<input type="radio"/> 1	<input type="radio"/> 1	<input type="radio"/> 1	<input type="radio"/> 1	<input type="radio"/> 1	<input type="radio"/> 1	<input type="radio"/> 1	<input type="radio"/> 4	<input type="radio"/> 1	<input type="radio"/> 1	<input type="radio"/> 1	<input type="radio"/> 1	<input type="radio"/> 1
	<input type="radio"/> 2	<input type="radio"/> 2	<input type="radio"/> 2	<input type="radio"/> 2	<input type="radio"/> 2	<input type="radio"/> 2	<input type="radio"/> 2	<input type="radio"/> 2	<input type="radio"/> 5	<input type="radio"/> 2	<input type="radio"/> 2	<input type="radio"/> 2	<input type="radio"/> 2	<input type="radio"/> 2
	<input type="radio"/> 3	<input type="radio"/> 3	<input type="radio"/> 3	<input type="radio"/> 3	<input type="radio"/> 3	<input type="radio"/> 3	<input type="radio"/> 3	<input type="radio"/> 3	<input type="radio"/> 99	<input type="radio"/> 3	<input type="radio"/> 3	<input type="radio"/> 3	<input type="radio"/> 3	<input type="radio"/> 3
	<input type="radio"/> 4	<input type="radio"/> 4	<input type="radio"/> 4	<input type="radio"/> 4	<input type="radio"/> 4	<input type="radio"/> 4	<input type="radio"/> 4			<input type="radio"/> 4	<input type="radio"/> 4	<input type="radio"/> 4	<input type="radio"/> 4	<input type="radio"/> 4
	<input type="radio"/> 5	<input type="radio"/> 5	<input type="radio"/> 5	<input type="radio"/> 5	<input type="radio"/> 5	<input type="radio"/> 5	<input type="radio"/> 5			<input type="radio"/> 5	<input type="radio"/> 5	<input type="radio"/> 5	<input type="radio"/> 5	<input type="radio"/> 5
	<input type="radio"/> 99	<input type="radio"/> 99	<input type="radio"/> 99	<input type="radio"/> 99	<input type="radio"/> 99	<input type="radio"/> 99	<input type="radio"/> 99			<input type="radio"/> 6	<input type="radio"/> 6	<input type="radio"/> 6	<input type="radio"/> 6	<input type="radio"/> 6
3	<input type="radio"/> 1	<input type="radio"/> 1	<input type="radio"/> 1	<input type="radio"/> 1	<input type="radio"/> 1	<input type="radio"/> 1	<input type="radio"/> 1	<input type="radio"/> 1	<input type="radio"/> 4	<input type="radio"/> 1	<input type="radio"/> 1	<input type="radio"/> 1	<input type="radio"/> 1	<input type="radio"/> 1
	<input type="radio"/> 2	<input type="radio"/> 2	<input type="radio"/> 2	<input type="radio"/> 2	<input type="radio"/> 2	<input type="radio"/> 2	<input type="radio"/> 2	<input type="radio"/> 2	<input type="radio"/> 5	<input type="radio"/> 2	<input type="radio"/> 2	<input type="radio"/> 2	<input type="radio"/> 2	<input type="radio"/> 2
	<input type="radio"/> 3	<input type="radio"/> 3	<input type="radio"/> 3	<input type="radio"/> 3	<input type="radio"/> 3	<input type="radio"/> 3	<input type="radio"/> 3	<input type="radio"/> 3	<input type="radio"/> 99	<input type="radio"/> 3	<input type="radio"/> 3	<input type="radio"/> 3	<input type="radio"/> 3	<input type="radio"/> 3
	<input type="radio"/> 4	<input type="radio"/> 4	<input type="radio"/> 4	<input type="radio"/> 4	<input type="radio"/> 4	<input type="radio"/> 4	<input type="radio"/> 4			<input type="radio"/> 4	<input type="radio"/> 4	<input type="radio"/> 4	<input type="radio"/> 4	<input type="radio"/> 4
	<input type="radio"/> 5	<input type="radio"/> 5	<input type="radio"/> 5	<input type="radio"/> 5	<input type="radio"/> 5	<input type="radio"/> 5	<input type="radio"/> 5			<input type="radio"/> 5	<input type="radio"/> 5	<input type="radio"/> 5	<input type="radio"/> 5	<input type="radio"/> 5
	<input type="radio"/> 99	<input type="radio"/> 99	<input type="radio"/> 99	<input type="radio"/> 99	<input type="radio"/> 99	<input type="radio"/> 99	<input type="radio"/> 99			<input type="radio"/> 6	<input type="radio"/> 6	<input type="radio"/> 6	<input type="radio"/> 6	<input type="radio"/> 6
4	<input type="radio"/> 1	<input type="radio"/> 1	<input type="radio"/> 1	<input type="radio"/> 1	<input type="radio"/> 1	<input type="radio"/> 1	<input type="radio"/> 1	<input type="radio"/> 1	<input type="radio"/> 4	<input type="radio"/> 1	<input type="radio"/> 1	<input type="radio"/> 1	<input type="radio"/> 1	<input type="radio"/> 1
	<input type="radio"/> 2	<input type="radio"/> 2	<input type="radio"/> 2	<input type="radio"/> 2	<input type="radio"/> 2	<input type="radio"/> 2	<input type="radio"/> 2	<input type="radio"/> 2	<input type="radio"/> 5	<input type="radio"/> 2	<input type="radio"/> 2	<input type="radio"/> 2	<input type="radio"/> 2	<input type="radio"/> 2
	<input type="radio"/> 3	<input type="radio"/> 3	<input type="radio"/> 3	<input type="radio"/> 3	<input type="radio"/> 3	<input type="radio"/> 3	<input type="radio"/> 3	<input type="radio"/> 3	<input type="radio"/> 99	<input type="radio"/> 3	<input type="radio"/> 3	<input type="radio"/> 3	<input type="radio"/> 3	<input type="radio"/> 3
	<input type="radio"/> 4	<input type="radio"/> 4	<input type="radio"/> 4	<input type="radio"/> 4	<input type="radio"/> 4	<input type="radio"/> 4	<input type="radio"/> 4			<input type="radio"/> 4	<input type="radio"/> 4	<input type="radio"/> 4	<input type="radio"/> 4	<input type="radio"/> 4
	<input type="radio"/> 5	<input type="radio"/> 5	<input type="radio"/> 5	<input type="radio"/> 5	<input type="radio"/> 5	<input type="radio"/> 5	<input type="radio"/> 5			<input type="radio"/> 5	<input type="radio"/> 5	<input type="radio"/> 5	<input type="radio"/> 5	<input type="radio"/> 5
	<input type="radio"/> 99	<input type="radio"/> 99	<input type="radio"/> 99	<input type="radio"/> 99	<input type="radio"/> 99	<input type="radio"/> 99	<input type="radio"/> 99			<input type="radio"/> 6	<input type="radio"/> 6	<input type="radio"/> 6	<input type="radio"/> 6	<input type="radio"/> 6
5	<input type="radio"/> 1	<input type="radio"/> 1	<input type="radio"/> 1	<input type="radio"/> 1	<input type="radio"/> 1	<input type="radio"/> 1	<input type="radio"/> 1	<input type="radio"/> 1	<input type="radio"/> 4	<input type="radio"/> 1	<input type="radio"/> 1	<input type="radio"/> 1	<input type="radio"/> 1	<input type="radio"/> 1
	<input type="radio"/> 2	<input type="radio"/> 2	<input type="radio"/> 2	<input type="radio"/> 2	<input type="radio"/> 2	<input type="radio"/> 2	<input type="radio"/> 2	<input type="radio"/> 2	<input type="radio"/> 5	<input type="radio"/> 2	<input type="radio"/> 2	<input type="radio"/> 2	<input type="radio"/> 2	<input type="radio"/> 2
	<input type="radio"/> 3	<input type="radio"/> 3	<input type="radio"/> 3	<input type="radio"/> 3	<input type="radio"/> 3	<input type="radio"/> 3	<input type="radio"/> 3	<input type="radio"/> 3	<input type="radio"/> 99	<input type="radio"/> 3	<input type="radio"/> 3	<input type="radio"/> 3	<input type="radio"/> 3	<input type="radio"/> 3
	<input type="radio"/> 4	<input type="radio"/> 4	<input type="radio"/> 4	<input type="radio"/> 4	<input type="radio"/> 4	<input type="radio"/> 4	<input type="radio"/> 4			<input type="radio"/> 4	<input type="radio"/> 4	<input type="radio"/> 4	<input type="radio"/> 4	<input type="radio"/> 4
	<input type="radio"/> 5	<input type="radio"/> 5	<input type="radio"/> 5	<input type="radio"/> 5	<input type="radio"/> 5	<input type="radio"/> 5	<input type="radio"/> 5			<input type="radio"/> 5	<input type="radio"/> 5	<input type="radio"/> 5	<input type="radio"/> 5	<input type="radio"/> 5
	<input type="radio"/> 99	<input type="radio"/> 99	<input type="radio"/> 99	<input type="radio"/> 99	<input type="radio"/> 99	<input type="radio"/> 99	<input type="radio"/> 99			<input type="radio"/> 6	<input type="radio"/> 6	<input type="radio"/> 6	<input type="radio"/> 6	<input type="radio"/> 6
6	<input type="radio"/> 1	<input type="radio"/> 1	<input type="radio"/> 1	<input type="radio"/> 1	<input type="radio"/> 1	<input type="radio"/> 1	<input type="radio"/> 1	<input type="radio"/> 1	<input type="radio"/> 4	<input type="radio"/> 1	<input type="radio"/> 1	<input type="radio"/> 1	<input type="radio"/> 1	<input type="radio"/> 1
	<input type="radio"/> 2	<input type="radio"/> 2	<input type="radio"/> 2	<input type="radio"/> 2	<input type="radio"/> 2	<input type="radio"/> 2	<input type="radio"/> 2	<input type="radio"/> 2	<input type="radio"/> 5	<input type="radio"/> 2	<input type="radio"/> 2	<input type="radio"/> 2	<input type="radio"/> 2	<input type="radio"/> 2
	<input type="radio"/> 3	<input type="radio"/> 3	<input type="radio"/> 3	<input type="radio"/> 3	<input type="radio"/> 3	<input type="radio"/> 3	<input type="radio"/> 3	<input type="radio"/> 3	<input type="radio"/> 99	<input type="radio"/> 3	<input type="radio"/> 3	<input type="radio"/> 3	<input type="radio"/> 3	<input type="radio"/> 3
	<input type="radio"/> 4	<input type="radio"/> 4	<input type="radio"/> 4	<input type="radio"/> 4	<input type="radio"/> 4	<input type="radio"/> 4	<input type="radio"/> 4			<input type="radio"/> 4	<input type="radio"/> 4	<input type="radio"/> 4	<input type="radio"/> 4	<input type="radio"/> 4
	<input type="radio"/> 5	<input type="radio"/> 5	<input type="radio"/> 5	<input type="radio"/> 5	<input type="radio"/> 5	<input type="radio"/> 5	<input type="radio"/> 5			<input type="radio"/> 5	<input type="radio"/> 5	<input type="radio"/> 5	<input type="radio"/> 5	<input type="radio"/> 5
	<input type="radio"/> 99	<input type="radio"/> 99	<input type="radio"/> 99	<input type="radio"/> 99	<input type="radio"/> 99	<input type="radio"/> 99	<input type="radio"/> 99			<input type="radio"/> 6	<input type="radio"/> 6	<input type="radio"/> 6	<input type="radio"/> 6	<input type="radio"/> 6



Draft



Section 9 - Quality of Life (cont'd)

To be completed for persons aged 18+

P E R S O N #	On a scale from 1 to 4, 1 being regularly, 2 being occasionally, 3 being rarely, 4 being not at all.				On a scale from 1 to 4, 1 being always, 2 being most of the time, 3 being sometimes, 4 being never.				9.16 What is the MAIN source of financing ... would use to immediately finance an unexpected payment of ... in CI\$			
	9.14 How often do ... a....Say/recite prayers b....Attend Church (including online) c....Engage in spiritual healing at home d....Practice meditation				9.15 In the past 6 months, did ... a....Buy second-hand clothes to keep costs down. b....Continue wearing worn clothing due to financial constraints. c....Continue to use or go without vehicles/dwelling household appliances due to a lack of money to afford needed repairs? d....Sell assets to raise cash for basic expenses				a....Less than CI\$2,000 b....CI\$2,000 - CI\$5,000 c....CI\$5,000 - CI\$10,000 1...Use Personal savings 2...Borrow from relatives 3...Borrow from friend 4...Borrow from a financial institution 5...Borrow from other informal lenders 6...Sell an asset to get the money 7...Other 99..DK/NS			
	a	b	c	d	a	b	c	d	a	b	c	
1	<input type="radio"/> 1 <input type="radio"/> 2 <input type="radio"/> 3 <input type="radio"/> 4 <input type="radio"/> 99	<input type="radio"/> 1 <input type="radio"/> 2 <input type="radio"/> 3 <input type="radio"/> 4 <input type="radio"/> 99	<input type="radio"/> 1 <input type="radio"/> 2 <input type="radio"/> 3 <input type="radio"/> 4 <input type="radio"/> 99	<input type="radio"/> 1 <input type="radio"/> 2 <input type="radio"/> 3 <input type="radio"/> 4 <input type="radio"/> 99	<input type="radio"/> 1 <input type="radio"/> 2 <input type="radio"/> 3 <input type="radio"/> 4 <input type="radio"/> 99	<input type="radio"/> 1 <input type="radio"/> 2 <input type="radio"/> 3 <input type="radio"/> 4 <input type="radio"/> 99	<input type="radio"/> 1 <input type="radio"/> 2 <input type="radio"/> 3 <input type="radio"/> 4 <input type="radio"/> 99	<input type="radio"/> 1 <input type="radio"/> 2 <input type="radio"/> 3 <input type="radio"/> 4 <input type="radio"/> 99	<input type="radio"/> 1 <input type="radio"/> 2 <input type="radio"/> 3 <input type="radio"/> 4 <input type="radio"/> 99	<input type="radio"/> 1 <input type="radio"/> 2 <input type="radio"/> 3 <input type="radio"/> 4 <input type="radio"/> 5 <input type="radio"/> 6 <input type="radio"/> 7 <input type="radio"/> 99	<input type="radio"/> 1 <input type="radio"/> 2 <input type="radio"/> 3 <input type="radio"/> 4 <input type="radio"/> 5 <input type="radio"/> 6 <input type="radio"/> 7 <input type="radio"/> 99	<input type="radio"/> 1 <input type="radio"/> 2 <input type="radio"/> 3 <input type="radio"/> 4 <input type="radio"/> 5 <input type="radio"/> 6 <input type="radio"/> 7 <input type="radio"/> 99
2	<input type="radio"/> 1 <input type="radio"/> 2 <input type="radio"/> 3 <input type="radio"/> 4 <input type="radio"/> 99	<input type="radio"/> 1 <input type="radio"/> 2 <input type="radio"/> 3 <input type="radio"/> 4 <input type="radio"/> 99	<input type="radio"/> 1 <input type="radio"/> 2 <input type="radio"/> 3 <input type="radio"/> 4 <input type="radio"/> 99	<input type="radio"/> 1 <input type="radio"/> 2 <input type="radio"/> 3 <input type="radio"/> 4 <input type="radio"/> 99	<input type="radio"/> 1 <input type="radio"/> 2 <input type="radio"/> 3 <input type="radio"/> 4 <input type="radio"/> 99	<input type="radio"/> 1 <input type="radio"/> 2 <input type="radio"/> 3 <input type="radio"/> 4 <input type="radio"/> 99	<input type="radio"/> 1 <input type="radio"/> 2 <input type="radio"/> 3 <input type="radio"/> 4 <input type="radio"/> 99	<input type="radio"/> 1 <input type="radio"/> 2 <input type="radio"/> 3 <input type="radio"/> 4 <input type="radio"/> 99	<input type="radio"/> 1 <input type="radio"/> 2 <input type="radio"/> 3 <input type="radio"/> 4 <input type="radio"/> 5 <input type="radio"/> 6 <input type="radio"/> 7 <input type="radio"/> 99	<input type="radio"/> 1 <input type="radio"/> 2 <input type="radio"/> 3 <input type="radio"/> 4 <input type="radio"/> 5 <input type="radio"/> 6 <input type="radio"/> 7 <input type="radio"/> 99	<input type="radio"/> 1 <input type="radio"/> 2 <input type="radio"/> 3 <input type="radio"/> 4 <input type="radio"/> 5 <input type="radio"/> 6 <input type="radio"/> 7 <input type="radio"/> 99	
3	<input type="radio"/> 1 <input type="radio"/> 2 <input type="radio"/> 3 <input type="radio"/> 4 <input type="radio"/> 99	<input type="radio"/> 1 <input type="radio"/> 2 <input type="radio"/> 3 <input type="radio"/> 4 <input type="radio"/> 99	<input type="radio"/> 1 <input type="radio"/> 2 <input type="radio"/> 3 <input type="radio"/> 4 <input type="radio"/> 99	<input type="radio"/> 1 <input type="radio"/> 2 <input type="radio"/> 3 <input type="radio"/> 4 <input type="radio"/> 99	<input type="radio"/> 1 <input type="radio"/> 2 <input type="radio"/> 3 <input type="radio"/> 4 <input type="radio"/> 99	<input type="radio"/> 1 <input type="radio"/> 2 <input type="radio"/> 3 <input type="radio"/> 4 <input type="radio"/> 99	<input type="radio"/> 1 <input type="radio"/> 2 <input type="radio"/> 3 <input type="radio"/> 4 <input type="radio"/> 99	<input type="radio"/> 1 <input type="radio"/> 2 <input type="radio"/> 3 <input type="radio"/> 4 <input type="radio"/> 99	<input type="radio"/> 1 <input type="radio"/> 2 <input type="radio"/> 3 <input type="radio"/> 4 <input type="radio"/> 5 <input type="radio"/> 6 <input type="radio"/> 7 <input type="radio"/> 99	<input type="radio"/> 1 <input type="radio"/> 2 <input type="radio"/> 3 <input type="radio"/> 4 <input type="radio"/> 5 <input type="radio"/> 6 <input type="radio"/> 7 <input type="radio"/> 99	<input type="radio"/> 1 <input type="radio"/> 2 <input type="radio"/> 3 <input type="radio"/> 4 <input type="radio"/> 5 <input type="radio"/> 6 <input type="radio"/> 7 <input type="radio"/> 99	
4	<input type="radio"/> 1 <input type="radio"/> 2 <input type="radio"/> 3 <input type="radio"/> 4 <input type="radio"/> 99	<input type="radio"/> 1 <input type="radio"/> 2 <input type="radio"/> 3 <input type="radio"/> 4 <input type="radio"/> 99	<input type="radio"/> 1 <input type="radio"/> 2 <input type="radio"/> 3 <input type="radio"/> 4 <input type="radio"/> 99	<input type="radio"/> 1 <input type="radio"/> 2 <input type="radio"/> 3 <input type="radio"/> 4 <input type="radio"/> 99	<input type="radio"/> 1 <input type="radio"/> 2 <input type="radio"/> 3 <input type="radio"/> 4 <input type="radio"/> 99	<input type="radio"/> 1 <input type="radio"/> 2 <input type="radio"/> 3 <input type="radio"/> 4 <input type="radio"/> 99	<input type="radio"/> 1 <input type="radio"/> 2 <input type="radio"/> 3 <input type="radio"/> 4 <input type="radio"/> 99	<input type="radio"/> 1 <input type="radio"/> 2 <input type="radio"/> 3 <input type="radio"/> 4 <input type="radio"/> 99	<input type="radio"/> 1 <input type="radio"/> 2 <input type="radio"/> 3 <input type="radio"/> 4 <input type="radio"/> 5 <input type="radio"/> 6 <input type="radio"/> 7 <input type="radio"/> 99	<input type="radio"/> 1 <input type="radio"/> 2 <input type="radio"/> 3 <input type="radio"/> 4 <input type="radio"/> 5 <input type="radio"/> 6 <input type="radio"/> 7 <input type="radio"/> 99	<input type="radio"/> 1 <input type="radio"/> 2 <input type="radio"/> 3 <input type="radio"/> 4 <input type="radio"/> 5 <input type="radio"/> 6 <input type="radio"/> 7 <input type="radio"/> 99	
5	<input type="radio"/> 1 <input type="radio"/> 2 <input type="radio"/> 3 <input type="radio"/> 4 <input type="radio"/> 99	<input type="radio"/> 1 <input type="radio"/> 2 <input type="radio"/> 3 <input type="radio"/> 4 <input type="radio"/> 99	<input type="radio"/> 1 <input type="radio"/> 2 <input type="radio"/> 3 <input type="radio"/> 4 <input type="radio"/> 99	<input type="radio"/> 1 <input type="radio"/> 2 <input type="radio"/> 3 <input type="radio"/> 4 <input type="radio"/> 99	<input type="radio"/> 1 <input type="radio"/> 2 <input type="radio"/> 3 <input type="radio"/> 4 <input type="radio"/> 99	<input type="radio"/> 1 <input type="radio"/> 2 <input type="radio"/> 3 <input type="radio"/> 4 <input type="radio"/> 99	<input type="radio"/> 1 <input type="radio"/> 2 <input type="radio"/> 3 <input type="radio"/> 4 <input type="radio"/> 99	<input type="radio"/> 1 <input type="radio"/> 2 <input type="radio"/> 3 <input type="radio"/> 4 <input type="radio"/> 99	<input type="radio"/> 1 <input type="radio"/> 2 <input type="radio"/> 3 <input type="radio"/> 4 <input type="radio"/> 5 <input type="radio"/> 6 <input type="radio"/> 7 <input type="radio"/> 99	<input type="radio"/> 1 <input type="radio"/> 2 <input type="radio"/> 3 <input type="radio"/> 4 <input type="radio"/> 5 <input type="radio"/> 6 <input type="radio"/> 7 <input type="radio"/> 99	<input type="radio"/> 1 <input type="radio"/> 2 <input type="radio"/> 3 <input type="radio"/> 4 <input type="radio"/> 5 <input type="radio"/> 6 <input type="radio"/> 7 <input type="radio"/> 99	
6	<input type="radio"/> 1 <input type="radio"/> 2 <input type="radio"/> 3 <input type="radio"/> 4 <input type="radio"/> 99	<input type="radio"/> 1 <input type="radio"/> 2 <input type="radio"/> 3 <input type="radio"/> 4 <input type="radio"/> 99	<input type="radio"/> 1 <input type="radio"/> 2 <input type="radio"/> 3 <input type="radio"/> 4 <input type="radio"/> 99	<input type="radio"/> 1 <input type="radio"/> 2 <input type="radio"/> 3 <input type="radio"/> 4 <input type="radio"/> 99	<input type="radio"/> 1 <input type="radio"/> 2 <input type="radio"/> 3 <input type="radio"/> 4 <input type="radio"/> 99	<input type="radio"/> 1 <input type="radio"/> 2 <input type="radio"/> 3 <input type="radio"/> 4 <input type="radio"/> 99	<input type="radio"/> 1 <input type="radio"/> 2 <input type="radio"/> 3 <input type="radio"/> 4 <input type="radio"/> 99	<input type="radio"/> 1 <input type="radio"/> 2 <input type="radio"/> 3 <input type="radio"/> 4 <input type="radio"/> 99	<input type="radio"/> 1 <input type="radio"/> 2 <input type="radio"/> 3 <input type="radio"/> 4 <input type="radio"/> 5 <input type="radio"/> 6 <input type="radio"/> 7 <input type="radio"/> 99	<input type="radio"/> 1 <input type="radio"/> 2 <input type="radio"/> 3 <input type="radio"/> 4 <input type="radio"/> 5 <input type="radio"/> 6 <input type="radio"/> 7 <input type="radio"/> 99	<input type="radio"/> 1 <input type="radio"/> 2 <input type="radio"/> 3 <input type="radio"/> 4 <input type="radio"/> 5 <input type="radio"/> 6 <input type="radio"/> 7 <input type="radio"/> 99	

* 1 0 0 0 0 0 0 *



Draft



Section 10 - Quality of Life (cont'd)

To be completed for persons aged 18+

P E R S O N #	10.1: How often do you feel lonely? 1... Often/Always 2... Some of the time 3... Occasionally 4... Hardly Ever 5... Never 99.. DK/NS	10.2: How satisfied are ... with the following aspects of Cayman's Development					10.3 How satisfied are ... with the following aspects of roads and transportation					10.4 How satisfied are ... with the following aspects of Human Capital Development					
		a	b	c	d	e	a	b	c	d	e	a	b	c	d	e	f
1	<input type="radio"/> 1	<input type="radio"/> 1	<input type="radio"/> 1	<input type="radio"/> 1	<input type="radio"/> 1	<input type="radio"/> 1	<input type="radio"/> 1	<input type="radio"/> 1	<input type="radio"/> 1	<input type="radio"/> 1	<input type="radio"/> 1	<input type="radio"/> 1	<input type="radio"/> 1	<input type="radio"/> 1	<input type="radio"/> 1	<input type="radio"/> 1	<input type="radio"/> 1
	<input type="radio"/> 2	<input type="radio"/> 2	<input type="radio"/> 2	<input type="radio"/> 2	<input type="radio"/> 2	<input type="radio"/> 2	<input type="radio"/> 2	<input type="radio"/> 2	<input type="radio"/> 2	<input type="radio"/> 2	<input type="radio"/> 2	<input type="radio"/> 2	<input type="radio"/> 2	<input type="radio"/> 2	<input type="radio"/> 2	<input type="radio"/> 2	<input type="radio"/> 2
	<input type="radio"/> 3	<input type="radio"/> 3	<input type="radio"/> 3	<input type="radio"/> 3	<input type="radio"/> 3	<input type="radio"/> 3	<input type="radio"/> 3	<input type="radio"/> 3	<input type="radio"/> 3	<input type="radio"/> 3	<input type="radio"/> 3	<input type="radio"/> 3	<input type="radio"/> 3	<input type="radio"/> 3	<input type="radio"/> 3	<input type="radio"/> 3	<input type="radio"/> 3
	<input type="radio"/> 4	<input type="radio"/> 4	<input type="radio"/> 4	<input type="radio"/> 4	<input type="radio"/> 4	<input type="radio"/> 4	<input type="radio"/> 4	<input type="radio"/> 4	<input type="radio"/> 4	<input type="radio"/> 4	<input type="radio"/> 4	<input type="radio"/> 4	<input type="radio"/> 4	<input type="radio"/> 4	<input type="radio"/> 4	<input type="radio"/> 4	<input type="radio"/> 4
	<input type="radio"/> 5	<input type="radio"/> 5	<input type="radio"/> 5	<input type="radio"/> 5	<input type="radio"/> 5	<input type="radio"/> 5	<input type="radio"/> 5	<input type="radio"/> 5	<input type="radio"/> 5	<input type="radio"/> 5	<input type="radio"/> 5	<input type="radio"/> 5	<input type="radio"/> 5	<input type="radio"/> 5	<input type="radio"/> 5	<input type="radio"/> 5	<input type="radio"/> 5
2	<input type="radio"/> 1	<input type="radio"/> 1	<input type="radio"/> 1	<input type="radio"/> 1	<input type="radio"/> 1	<input type="radio"/> 1	<input type="radio"/> 1	<input type="radio"/> 1	<input type="radio"/> 1	<input type="radio"/> 1	<input type="radio"/> 1	<input type="radio"/> 1	<input type="radio"/> 1	<input type="radio"/> 1	<input type="radio"/> 1	<input type="radio"/> 1	<input type="radio"/> 1
	<input type="radio"/> 2	<input type="radio"/> 2	<input type="radio"/> 2	<input type="radio"/> 2	<input type="radio"/> 2	<input type="radio"/> 2	<input type="radio"/> 2	<input type="radio"/> 2	<input type="radio"/> 2	<input type="radio"/> 2	<input type="radio"/> 2	<input type="radio"/> 2	<input type="radio"/> 2	<input type="radio"/> 2	<input type="radio"/> 2	<input type="radio"/> 2	<input type="radio"/> 2
	<input type="radio"/> 3	<input type="radio"/> 3	<input type="radio"/> 3	<input type="radio"/> 3	<input type="radio"/> 3	<input type="radio"/> 3	<input type="radio"/> 3	<input type="radio"/> 3	<input type="radio"/> 3	<input type="radio"/> 3	<input type="radio"/> 3	<input type="radio"/> 3	<input type="radio"/> 3	<input type="radio"/> 3	<input type="radio"/> 3	<input type="radio"/> 3	<input type="radio"/> 3
	<input type="radio"/> 4	<input type="radio"/> 4	<input type="radio"/> 4	<input type="radio"/> 4	<input type="radio"/> 4	<input type="radio"/> 4	<input type="radio"/> 4	<input type="radio"/> 4	<input type="radio"/> 4	<input type="radio"/> 4	<input type="radio"/> 4	<input type="radio"/> 4	<input type="radio"/> 4	<input type="radio"/> 4	<input type="radio"/> 4	<input type="radio"/> 4	<input type="radio"/> 4
	<input type="radio"/> 5	<input type="radio"/> 5	<input type="radio"/> 5	<input type="radio"/> 5	<input type="radio"/> 5	<input type="radio"/> 5	<input type="radio"/> 5	<input type="radio"/> 5	<input type="radio"/> 5	<input type="radio"/> 5	<input type="radio"/> 5	<input type="radio"/> 5	<input type="radio"/> 5	<input type="radio"/> 5	<input type="radio"/> 5	<input type="radio"/> 5	<input type="radio"/> 5
3	<input type="radio"/> 1	<input type="radio"/> 1	<input type="radio"/> 1	<input type="radio"/> 1	<input type="radio"/> 1	<input type="radio"/> 1	<input type="radio"/> 1	<input type="radio"/> 1	<input type="radio"/> 1	<input type="radio"/> 1	<input type="radio"/> 1	<input type="radio"/> 1	<input type="radio"/> 1	<input type="radio"/> 1	<input type="radio"/> 1	<input type="radio"/> 1	<input type="radio"/> 1
	<input type="radio"/> 2	<input type="radio"/> 2	<input type="radio"/> 2	<input type="radio"/> 2	<input type="radio"/> 2	<input type="radio"/> 2	<input type="radio"/> 2	<input type="radio"/> 2	<input type="radio"/> 2	<input type="radio"/> 2	<input type="radio"/> 2	<input type="radio"/> 2	<input type="radio"/> 2	<input type="radio"/> 2	<input type="radio"/> 2	<input type="radio"/> 2	<input type="radio"/> 2
	<input type="radio"/> 3	<input type="radio"/> 3	<input type="radio"/> 3	<input type="radio"/> 3	<input type="radio"/> 3	<input type="radio"/> 3	<input type="radio"/> 3	<input type="radio"/> 3	<input type="radio"/> 3	<input type="radio"/> 3	<input type="radio"/> 3	<input type="radio"/> 3	<input type="radio"/> 3	<input type="radio"/> 3	<input type="radio"/> 3	<input type="radio"/> 3	<input type="radio"/> 3
	<input type="radio"/> 4	<input type="radio"/> 4	<input type="radio"/> 4	<input type="radio"/> 4	<input type="radio"/> 4	<input type="radio"/> 4	<input type="radio"/> 4	<input type="radio"/> 4	<input type="radio"/> 4	<input type="radio"/> 4	<input type="radio"/> 4	<input type="radio"/> 4	<input type="radio"/> 4	<input type="radio"/> 4	<input type="radio"/> 4	<input type="radio"/> 4	<input type="radio"/> 4
	<input type="radio"/> 5	<input type="radio"/> 5	<input type="radio"/> 5	<input type="radio"/> 5	<input type="radio"/> 5	<input type="radio"/> 5	<input type="radio"/> 5	<input type="radio"/> 5	<input type="radio"/> 5	<input type="radio"/> 5	<input type="radio"/> 5	<input type="radio"/> 5	<input type="radio"/> 5	<input type="radio"/> 5	<input type="radio"/> 5	<input type="radio"/> 5	<input type="radio"/> 5
4	<input type="radio"/> 1	<input type="radio"/> 1	<input type="radio"/> 1	<input type="radio"/> 1	<input type="radio"/> 1	<input type="radio"/> 1	<input type="radio"/> 1	<input type="radio"/> 1	<input type="radio"/> 1	<input type="radio"/> 1	<input type="radio"/> 1	<input type="radio"/> 1	<input type="radio"/> 1	<input type="radio"/> 1	<input type="radio"/> 1	<input type="radio"/> 1	<input type="radio"/> 1
	<input type="radio"/> 2	<input type="radio"/> 2	<input type="radio"/> 2	<input type="radio"/> 2	<input type="radio"/> 2	<input type="radio"/> 2	<input type="radio"/> 2	<input type="radio"/> 2	<input type="radio"/> 2	<input type="radio"/> 2	<input type="radio"/> 2	<input type="radio"/> 2	<input type="radio"/> 2	<input type="radio"/> 2	<input type="radio"/> 2	<input type="radio"/> 2	<input type="radio"/> 2
	<input type="radio"/> 3	<input type="radio"/> 3	<input type="radio"/> 3	<input type="radio"/> 3	<input type="radio"/> 3	<input type="radio"/> 3	<input type="radio"/> 3	<input type="radio"/> 3	<input type="radio"/> 3	<input type="radio"/> 3	<input type="radio"/> 3	<input type="radio"/> 3	<input type="radio"/> 3	<input type="radio"/> 3	<input type="radio"/> 3	<input type="radio"/> 3	<input type="radio"/> 3
	<input type="radio"/> 4	<input type="radio"/> 4	<input type="radio"/> 4	<input type="radio"/> 4	<input type="radio"/> 4	<input type="radio"/> 4	<input type="radio"/> 4	<input type="radio"/> 4	<input type="radio"/> 4	<input type="radio"/> 4	<input type="radio"/> 4	<input type="radio"/> 4	<input type="radio"/> 4	<input type="radio"/> 4	<input type="radio"/> 4	<input type="radio"/> 4	<input type="radio"/> 4
	<input type="radio"/> 5	<input type="radio"/> 5	<input type="radio"/> 5	<input type="radio"/> 5	<input type="radio"/> 5	<input type="radio"/> 5	<input type="radio"/> 5	<input type="radio"/> 5	<input type="radio"/> 5	<input type="radio"/> 5	<input type="radio"/> 5	<input type="radio"/> 5	<input type="radio"/> 5	<input type="radio"/> 5	<input type="radio"/> 5	<input type="radio"/> 5	<input type="radio"/> 5
5	<input type="radio"/> 1	<input type="radio"/> 1	<input type="radio"/> 1	<input type="radio"/> 1	<input type="radio"/> 1	<input type="radio"/> 1	<input type="radio"/> 1	<input type="radio"/> 1	<input type="radio"/> 1	<input type="radio"/> 1	<input type="radio"/> 1	<input type="radio"/> 1	<input type="radio"/> 1	<input type="radio"/> 1	<input type="radio"/> 1	<input type="radio"/> 1	<input type="radio"/> 1
	<input type="radio"/> 2	<input type="radio"/> 2	<input type="radio"/> 2	<input type="radio"/> 2	<input type="radio"/> 2	<input type="radio"/> 2	<input type="radio"/> 2	<input type="radio"/> 2	<input type="radio"/> 2	<input type="radio"/> 2	<input type="radio"/> 2	<input type="radio"/> 2	<input type="radio"/> 2	<input type="radio"/> 2	<input type="radio"/> 2	<input type="radio"/> 2	<input type="radio"/> 2
	<input type="radio"/> 3	<input type="radio"/> 3	<input type="radio"/> 3	<input type="radio"/> 3	<input type="radio"/> 3	<input type="radio"/> 3	<input type="radio"/> 3	<input type="radio"/> 3	<input type="radio"/> 3	<input type="radio"/> 3	<input type="radio"/> 3	<input type="radio"/> 3	<input type="radio"/> 3	<input type="radio"/> 3	<input type="radio"/> 3	<input type="radio"/> 3	<input type="radio"/> 3
	<input type="radio"/> 4	<input type="radio"/> 4	<input type="radio"/> 4	<input type="radio"/> 4	<input type="radio"/> 4	<input type="radio"/> 4	<input type="radio"/> 4	<input type="radio"/> 4	<input type="radio"/> 4	<input type="radio"/> 4	<input type="radio"/> 4	<input type="radio"/> 4	<input type="radio"/> 4	<input type="radio"/> 4	<input type="radio"/> 4	<input type="radio"/> 4	<input type="radio"/> 4
	<input type="radio"/> 5	<input type="radio"/> 5	<input type="radio"/> 5	<input type="radio"/> 5	<input type="radio"/> 5	<input type="radio"/> 5	<input type="radio"/> 5	<input type="radio"/> 5	<input type="radio"/> 5	<input type="radio"/> 5	<input type="radio"/> 5	<input type="radio"/> 5	<input type="radio"/> 5	<input type="radio"/> 5	<input type="radio"/> 5	<input type="radio"/> 5	<input type="radio"/> 5
6	<input type="radio"/> 1	<input type="radio"/> 1	<input type="radio"/> 1	<input type="radio"/> 1	<input type="radio"/> 1	<input type="radio"/> 1	<input type="radio"/> 1	<input type="radio"/> 1	<input type="radio"/> 1	<input type="radio"/> 1	<input type="radio"/> 1	<input type="radio"/> 1	<input type="radio"/> 1	<input type="radio"/> 1	<input type="radio"/> 1	<input type="radio"/> 1	<input type="radio"/> 1
	<input type="radio"/> 2	<input type="radio"/> 2	<input type="radio"/> 2	<input type="radio"/> 2	<input type="radio"/> 2	<input type="radio"/> 2	<input type="radio"/> 2	<input type="radio"/> 2	<input type="radio"/> 2	<input type="radio"/> 2	<input type="radio"/> 2	<input type="radio"/> 2	<input type="radio"/> 2	<input type="radio"/> 2	<input type="radio"/> 2	<input type="radio"/> 2	<input type="radio"/> 2
	<input type="radio"/> 3	<input type="radio"/> 3	<input type="radio"/> 3	<input type="radio"/> 3	<input type="radio"/> 3	<input type="radio"/> 3	<input type="radio"/> 3	<input type="radio"/> 3	<input type="radio"/> 3	<input type="radio"/> 3	<input type="radio"/> 3	<input type="radio"/> 3	<input type="radio"/> 3	<input type="radio"/> 3	<input type="radio"/> 3	<input type="radio"/> 3	<input type="radio"/> 3
	<input type="radio"/> 4	<input type="radio"/> 4	<input type="radio"/> 4	<input type="radio"/> 4	<input type="radio"/> 4	<input type="radio"/> 4	<input type="radio"/> 4	<input type="radio"/> 4	<input type="radio"/> 4	<input type="radio"/> 4	<input type="radio"/> 4	<input type="radio"/> 4	<input type="radio"/> 4	<input type="radio"/> 4	<input type="radio"/> 4	<input type="radio"/> 4	<input type="radio"/> 4
	<input type="radio"/> 5	<input type="radio"/> 5	<input type="radio"/> 5	<input type="radio"/> 5	<input type="radio"/> 5	<input type="radio"/> 5	<input type="radio"/> 5	<input type="radio"/> 5	<input type="radio"/> 5	<input type="radio"/> 5	<input type="radio"/> 5	<input type="radio"/> 5	<input type="radio"/> 5	<input type="radio"/> 5	<input type="radio"/> 5	<input type="radio"/> 5	<input type="radio"/> 5



Draft



Section 10 - Quality of Life (cont'd)

To be completed for persons aged 18+

P E R S O N #	10.5 How satisfied are ... with the following aspects of Cayman's Natural Environment					10.6 How satisfied are ... with the following disaster and emergency management of the Cayman Islands				10.7 How satisfied are ... with your disaster preparations regarding			
	a... Waste management	b... Recycling practices	c... Green spaces and walkable communities	d... Marine and Land Protected Areas	e... Marine and coastal ecosystems	a... Mitigation	b... Preparedness	c... Response	d... Recovery	a...Supply of food, medical, and other items	b...Safety of your residence for disaster	c...Getting to a shelter in the event of a disaster	d...Financial savings reserved for unexpected disaster expenditure
1	<input type="radio"/> 1	<input type="radio"/> 1	<input type="radio"/> 1	<input type="radio"/> 1	<input type="radio"/> 1	<input type="radio"/> 1	<input type="radio"/> 1	<input type="radio"/> 1	<input type="radio"/> 1	<input type="radio"/> 1	<input type="radio"/> 1	<input type="radio"/> 1	<input type="radio"/> 1
	<input type="radio"/> 2	<input type="radio"/> 2	<input type="radio"/> 2	<input type="radio"/> 2	<input type="radio"/> 2	<input type="radio"/> 2	<input type="radio"/> 2	<input type="radio"/> 2	<input type="radio"/> 2	<input type="radio"/> 2	<input type="radio"/> 2	<input type="radio"/> 2	<input type="radio"/> 2
	<input type="radio"/> 3	<input type="radio"/> 3	<input type="radio"/> 3	<input type="radio"/> 3	<input type="radio"/> 3	<input type="radio"/> 3	<input type="radio"/> 3	<input type="radio"/> 3	<input type="radio"/> 3	<input type="radio"/> 3	<input type="radio"/> 3	<input type="radio"/> 3	<input type="radio"/> 3
	<input type="radio"/> 4	<input type="radio"/> 4	<input type="radio"/> 4	<input type="radio"/> 4	<input type="radio"/> 4	<input type="radio"/> 4	<input type="radio"/> 4	<input type="radio"/> 4	<input type="radio"/> 4	<input type="radio"/> 4	<input type="radio"/> 4	<input type="radio"/> 4	<input type="radio"/> 4
	<input type="radio"/> 5	<input type="radio"/> 5	<input type="radio"/> 5	<input type="radio"/> 5	<input type="radio"/> 5	<input type="radio"/> 5	<input type="radio"/> 5	<input type="radio"/> 5	<input type="radio"/> 5	<input type="radio"/> 5	<input type="radio"/> 5	<input type="radio"/> 5	<input type="radio"/> 5
	<input type="radio"/> 99	<input type="radio"/> 99	<input type="radio"/> 99	<input type="radio"/> 99	<input type="radio"/> 99	<input type="radio"/> 99	<input type="radio"/> 99	<input type="radio"/> 99	<input type="radio"/> 99	<input type="radio"/> 99	<input type="radio"/> 99	<input type="radio"/> 99	<input type="radio"/> 99
2	<input type="radio"/> 1	<input type="radio"/> 1	<input type="radio"/> 1	<input type="radio"/> 1	<input type="radio"/> 1	<input type="radio"/> 1	<input type="radio"/> 1	<input type="radio"/> 1	<input type="radio"/> 1	<input type="radio"/> 1	<input type="radio"/> 1	<input type="radio"/> 1	<input type="radio"/> 1
	<input type="radio"/> 2	<input type="radio"/> 2	<input type="radio"/> 2	<input type="radio"/> 2	<input type="radio"/> 2	<input type="radio"/> 2	<input type="radio"/> 2	<input type="radio"/> 2	<input type="radio"/> 2	<input type="radio"/> 2	<input type="radio"/> 2	<input type="radio"/> 2	<input type="radio"/> 2
	<input type="radio"/> 3	<input type="radio"/> 3	<input type="radio"/> 3	<input type="radio"/> 3	<input type="radio"/> 3	<input type="radio"/> 3	<input type="radio"/> 3	<input type="radio"/> 3	<input type="radio"/> 3	<input type="radio"/> 3	<input type="radio"/> 3	<input type="radio"/> 3	<input type="radio"/> 3
	<input type="radio"/> 4	<input type="radio"/> 4	<input type="radio"/> 4	<input type="radio"/> 4	<input type="radio"/> 4	<input type="radio"/> 4	<input type="radio"/> 4	<input type="radio"/> 4	<input type="radio"/> 4	<input type="radio"/> 4	<input type="radio"/> 4	<input type="radio"/> 4	<input type="radio"/> 4
	<input type="radio"/> 5	<input type="radio"/> 5	<input type="radio"/> 5	<input type="radio"/> 5	<input type="radio"/> 5	<input type="radio"/> 5	<input type="radio"/> 5	<input type="radio"/> 5	<input type="radio"/> 5	<input type="radio"/> 5	<input type="radio"/> 5	<input type="radio"/> 5	<input type="radio"/> 5
	<input type="radio"/> 99	<input type="radio"/> 99	<input type="radio"/> 99	<input type="radio"/> 99	<input type="radio"/> 99	<input type="radio"/> 99	<input type="radio"/> 99	<input type="radio"/> 99	<input type="radio"/> 99	<input type="radio"/> 99	<input type="radio"/> 99	<input type="radio"/> 99	<input type="radio"/> 99
3	<input type="radio"/> 1	<input type="radio"/> 1	<input type="radio"/> 1	<input type="radio"/> 1	<input type="radio"/> 1	<input type="radio"/> 1	<input type="radio"/> 1	<input type="radio"/> 1	<input type="radio"/> 1	<input type="radio"/> 1	<input type="radio"/> 1	<input type="radio"/> 1	<input type="radio"/> 1
	<input type="radio"/> 2	<input type="radio"/> 2	<input type="radio"/> 2	<input type="radio"/> 2	<input type="radio"/> 2	<input type="radio"/> 2	<input type="radio"/> 2	<input type="radio"/> 2	<input type="radio"/> 2	<input type="radio"/> 2	<input type="radio"/> 2	<input type="radio"/> 2	<input type="radio"/> 2
	<input type="radio"/> 3	<input type="radio"/> 3	<input type="radio"/> 3	<input type="radio"/> 3	<input type="radio"/> 3	<input type="radio"/> 3	<input type="radio"/> 3	<input type="radio"/> 3	<input type="radio"/> 3	<input type="radio"/> 3	<input type="radio"/> 3	<input type="radio"/> 3	<input type="radio"/> 3
	<input type="radio"/> 4	<input type="radio"/> 4	<input type="radio"/> 4	<input type="radio"/> 4	<input type="radio"/> 4	<input type="radio"/> 4	<input type="radio"/> 4	<input type="radio"/> 4	<input type="radio"/> 4	<input type="radio"/> 4	<input type="radio"/> 4	<input type="radio"/> 4	<input type="radio"/> 4
	<input type="radio"/> 5	<input type="radio"/> 5	<input type="radio"/> 5	<input type="radio"/> 5	<input type="radio"/> 5	<input type="radio"/> 5	<input type="radio"/> 5	<input type="radio"/> 5	<input type="radio"/> 5	<input type="radio"/> 5	<input type="radio"/> 5	<input type="radio"/> 5	<input type="radio"/> 5
	<input type="radio"/> 99	<input type="radio"/> 99	<input type="radio"/> 99	<input type="radio"/> 99	<input type="radio"/> 99	<input type="radio"/> 99	<input type="radio"/> 99	<input type="radio"/> 99	<input type="radio"/> 99	<input type="radio"/> 99	<input type="radio"/> 99	<input type="radio"/> 99	<input type="radio"/> 99
4	<input type="radio"/> 1	<input type="radio"/> 1	<input type="radio"/> 1	<input type="radio"/> 1	<input type="radio"/> 1	<input type="radio"/> 1	<input type="radio"/> 1	<input type="radio"/> 1	<input type="radio"/> 1	<input type="radio"/> 1	<input type="radio"/> 1	<input type="radio"/> 1	<input type="radio"/> 1
	<input type="radio"/> 2	<input type="radio"/> 2	<input type="radio"/> 2	<input type="radio"/> 2	<input type="radio"/> 2	<input type="radio"/> 2	<input type="radio"/> 2	<input type="radio"/> 2	<input type="radio"/> 2	<input type="radio"/> 2	<input type="radio"/> 2	<input type="radio"/> 2	<input type="radio"/> 2
	<input type="radio"/> 3	<input type="radio"/> 3	<input type="radio"/> 3	<input type="radio"/> 3	<input type="radio"/> 3	<input type="radio"/> 3	<input type="radio"/> 3	<input type="radio"/> 3	<input type="radio"/> 3	<input type="radio"/> 3	<input type="radio"/> 3	<input type="radio"/> 3	<input type="radio"/> 3
	<input type="radio"/> 4	<input type="radio"/> 4	<input type="radio"/> 4	<input type="radio"/> 4	<input type="radio"/> 4	<input type="radio"/> 4	<input type="radio"/> 4	<input type="radio"/> 4	<input type="radio"/> 4	<input type="radio"/> 4	<input type="radio"/> 4	<input type="radio"/> 4	<input type="radio"/> 4
	<input type="radio"/> 5	<input type="radio"/> 5	<input type="radio"/> 5	<input type="radio"/> 5	<input type="radio"/> 5	<input type="radio"/> 5	<input type="radio"/> 5	<input type="radio"/> 5	<input type="radio"/> 5	<input type="radio"/> 5	<input type="radio"/> 5	<input type="radio"/> 5	<input type="radio"/> 5
	<input type="radio"/> 99	<input type="radio"/> 99	<input type="radio"/> 99	<input type="radio"/> 99	<input type="radio"/> 99	<input type="radio"/> 99	<input type="radio"/> 99	<input type="radio"/> 99	<input type="radio"/> 99	<input type="radio"/> 99	<input type="radio"/> 99	<input type="radio"/> 99	<input type="radio"/> 99
5	<input type="radio"/> 1	<input type="radio"/> 1	<input type="radio"/> 1	<input type="radio"/> 1	<input type="radio"/> 1	<input type="radio"/> 1	<input type="radio"/> 1	<input type="radio"/> 1	<input type="radio"/> 1	<input type="radio"/> 1	<input type="radio"/> 1	<input type="radio"/> 1	<input type="radio"/> 1
	<input type="radio"/> 2	<input type="radio"/> 2	<input type="radio"/> 2	<input type="radio"/> 2	<input type="radio"/> 2	<input type="radio"/> 2	<input type="radio"/> 2	<input type="radio"/> 2	<input type="radio"/> 2	<input type="radio"/> 2	<input type="radio"/> 2	<input type="radio"/> 2	<input type="radio"/> 2
	<input type="radio"/> 3	<input type="radio"/> 3	<input type="radio"/> 3	<input type="radio"/> 3	<input type="radio"/> 3	<input type="radio"/> 3	<input type="radio"/> 3	<input type="radio"/> 3	<input type="radio"/> 3	<input type="radio"/> 3	<input type="radio"/> 3	<input type="radio"/> 3	<input type="radio"/> 3
	<input type="radio"/> 4	<input type="radio"/> 4	<input type="radio"/> 4	<input type="radio"/> 4	<input type="radio"/> 4	<input type="radio"/> 4	<input type="radio"/> 4	<input type="radio"/> 4	<input type="radio"/> 4	<input type="radio"/> 4	<input type="radio"/> 4	<input type="radio"/> 4	<input type="radio"/> 4
	<input type="radio"/> 5	<input type="radio"/> 5	<input type="radio"/> 5	<input type="radio"/> 5	<input type="radio"/> 5	<input type="radio"/> 5	<input type="radio"/> 5	<input type="radio"/> 5	<input type="radio"/> 5	<input type="radio"/> 5	<input type="radio"/> 5	<input type="radio"/> 5	<input type="radio"/> 5
	<input type="radio"/> 99	<input type="radio"/> 99	<input type="radio"/> 99	<input type="radio"/> 99	<input type="radio"/> 99	<input type="radio"/> 99	<input type="radio"/> 99	<input type="radio"/> 99	<input type="radio"/> 99	<input type="radio"/> 99	<input type="radio"/> 99	<input type="radio"/> 99	<input type="radio"/> 99
6	<input type="radio"/> 1	<input type="radio"/> 1	<input type="radio"/> 1	<input type="radio"/> 1	<input type="radio"/> 1	<input type="radio"/> 1	<input type="radio"/> 1	<input type="radio"/> 1	<input type="radio"/> 1	<input type="radio"/> 1	<input type="radio"/> 1	<input type="radio"/> 1	<input type="radio"/> 1
	<input type="radio"/> 2	<input type="radio"/> 2	<input type="radio"/> 2	<input type="radio"/> 2	<input type="radio"/> 2	<input type="radio"/> 2	<input type="radio"/> 2	<input type="radio"/> 2	<input type="radio"/> 2	<input type="radio"/> 2	<input type="radio"/> 2	<input type="radio"/> 2	<input type="radio"/> 2
	<input type="radio"/> 3	<input type="radio"/> 3	<input type="radio"/> 3	<input type="radio"/> 3	<input type="radio"/> 3	<input type="radio"/> 3	<input type="radio"/> 3	<input type="radio"/> 3	<input type="radio"/> 3	<input type="radio"/> 3	<input type="radio"/> 3	<input type="radio"/> 3	<input type="radio"/> 3
	<input type="radio"/> 4	<input type="radio"/> 4	<input type="radio"/> 4	<input type="radio"/> 4	<input type="radio"/> 4	<input type="radio"/> 4	<input type="radio"/> 4	<input type="radio"/> 4	<input type="radio"/> 4	<input type="radio"/> 4	<input type="radio"/> 4	<input type="radio"/> 4	<input type="radio"/> 4
	<input type="radio"/> 5	<input type="radio"/> 5	<input type="radio"/> 5	<input type="radio"/> 5	<input type="radio"/> 5	<input type="radio"/> 5	<input type="radio"/> 5	<input type="radio"/> 5	<input type="radio"/> 5	<input type="radio"/> 5	<input type="radio"/> 5	<input type="radio"/> 5	<input type="radio"/> 5
	<input type="radio"/> 99	<input type="radio"/> 99	<input type="radio"/> 99	<input type="radio"/> 99	<input type="radio"/> 99	<input type="radio"/> 99	<input type="radio"/> 99	<input type="radio"/> 99	<input type="radio"/> 99	<input type="radio"/> 99	<input type="radio"/> 99	<input type="radio"/> 99	<input type="radio"/> 99




Draft



Section 10 - Quality of Life (cont'd)

To be completed for persons aged 18+

PERSON #	<p>On a scale from 1 to 5, 1 is strongly agree, 2 is agree, 3 is neither agree nor disagree, 4 is disagree, and 5 is strongly disagree.</p> <p>10.8 What is the extent to which ... agree or disagree with neighborhood social cohesion</p> <p>a...people in this neighbourhood are willing to help others b...this is a close-knit neighbourhood c...people in this neighbourhood can be trusted d...people in this neighbourhood generally do not get along with one another e...people in this neighbourhood do not share the same values f...Most people in this neighbourhood are unknown to each other</p>						<p>10.9 On a typical weekday (24 hours) and weekends (48 hours: Saturday & Sunday), how is total hours allocated</p> <p>a...Work b...Local Travel c...Leisure/relaxation/religious d...Family time/activities e...Exercise/fitness f...Sleep time</p>					
	<p>a b c d e f</p>						<p>a b c d e f</p>					
	<p>1 <input type="radio"/> 1 <input type="radio"/> 1 <input type="radio"/> 1 <input type="radio"/> 1 <input type="radio"/> 1 <input type="radio"/> 1</p> <p> <input type="radio"/> 2 <input type="radio"/> 2 <input type="radio"/> 2 <input type="radio"/> 2 <input type="radio"/> 2 <input type="radio"/> 2</p> <p> <input type="radio"/> 3 <input type="radio"/> 3 <input type="radio"/> 3 <input type="radio"/> 3 <input type="radio"/> 3 <input type="radio"/> 3</p> <p> <input type="radio"/> 4 <input type="radio"/> 4 <input type="radio"/> 4 <input type="radio"/> 4 <input type="radio"/> 4 <input type="radio"/> 4</p> <p> <input type="radio"/> 5 <input type="radio"/> 5 <input type="radio"/> 5 <input type="radio"/> 5 <input type="radio"/> 5 <input type="radio"/> 5</p> <p> <input type="radio"/> 99 <input type="radio"/> 99 <input type="radio"/> 99 <input type="radio"/> 99 <input type="radio"/> 99 <input type="radio"/> 99</p>						<p>Weekday</p> <p>Weekend</p>					
	<p>2 <input type="radio"/> 1 <input type="radio"/> 1 <input type="radio"/> 1 <input type="radio"/> 1 <input type="radio"/> 1 <input type="radio"/> 1</p> <p> <input type="radio"/> 2 <input type="radio"/> 2 <input type="radio"/> 2 <input type="radio"/> 2 <input type="radio"/> 2 <input type="radio"/> 2</p> <p> <input type="radio"/> 3 <input type="radio"/> 3 <input type="radio"/> 3 <input type="radio"/> 3 <input type="radio"/> 3 <input type="radio"/> 3</p> <p> <input type="radio"/> 4 <input type="radio"/> 4 <input type="radio"/> 4 <input type="radio"/> 4 <input type="radio"/> 4 <input type="radio"/> 4</p> <p> <input type="radio"/> 5 <input type="radio"/> 5 <input type="radio"/> 5 <input type="radio"/> 5 <input type="radio"/> 5 <input type="radio"/> 5</p> <p> <input type="radio"/> 99 <input type="radio"/> 99 <input type="radio"/> 99 <input type="radio"/> 99 <input type="radio"/> 99 <input type="radio"/> 99</p>						<p>Weekday</p> <p>Weekend</p>					
	<p>3 <input type="radio"/> 1 <input type="radio"/> 1 <input type="radio"/> 1 <input type="radio"/> 1 <input type="radio"/> 1 <input type="radio"/> 1</p> <p> <input type="radio"/> 2 <input type="radio"/> 2 <input type="radio"/> 2 <input type="radio"/> 2 <input type="radio"/> 2 <input type="radio"/> 2</p> <p> <input type="radio"/> 3 <input type="radio"/> 3 <input type="radio"/> 3 <input type="radio"/> 3 <input type="radio"/> 3 <input type="radio"/> 3</p> <p> <input type="radio"/> 4 <input type="radio"/> 4 <input type="radio"/> 4 <input type="radio"/> 4 <input type="radio"/> 4 <input type="radio"/> 4</p> <p> <input type="radio"/> 5 <input type="radio"/> 5 <input type="radio"/> 5 <input type="radio"/> 5 <input type="radio"/> 5 <input type="radio"/> 5</p> <p> <input type="radio"/> 99 <input type="radio"/> 99 <input type="radio"/> 99 <input type="radio"/> 99 <input type="radio"/> 99 <input type="radio"/> 99</p>						<p>Weekday</p> <p>Weekend</p>					
	<p>4 <input type="radio"/> 1 <input type="radio"/> 1 <input type="radio"/> 1 <input type="radio"/> 1 <input type="radio"/> 1 <input type="radio"/> 1</p> <p> <input type="radio"/> 2 <input type="radio"/> 2 <input type="radio"/> 2 <input type="radio"/> 2 <input type="radio"/> 2 <input type="radio"/> 2</p> <p> <input type="radio"/> 3 <input type="radio"/> 3 <input type="radio"/> 3 <input type="radio"/> 3 <input type="radio"/> 3 <input type="radio"/> 3</p> <p> <input type="radio"/> 4 <input type="radio"/> 4 <input type="radio"/> 4 <input type="radio"/> 4 <input type="radio"/> 4 <input type="radio"/> 4</p> <p> <input type="radio"/> 5 <input type="radio"/> 5 <input type="radio"/> 5 <input type="radio"/> 5 <input type="radio"/> 5 <input type="radio"/> 5</p> <p> <input type="radio"/> 99 <input type="radio"/> 99 <input type="radio"/> 99 <input type="radio"/> 99 <input type="radio"/> 99 <input type="radio"/> 99</p>						<p>Weekday</p> <p>Weekend</p>					
	<p>5 <input type="radio"/> 1 <input type="radio"/> 1 <input type="radio"/> 1 <input type="radio"/> 1 <input type="radio"/> 1 <input type="radio"/> 1</p> <p> <input type="radio"/> 2 <input type="radio"/> 2 <input type="radio"/> 2 <input type="radio"/> 2 <input type="radio"/> 2 <input type="radio"/> 2</p> <p> <input type="radio"/> 3 <input type="radio"/> 3 <input type="radio"/> 3 <input type="radio"/> 3 <input type="radio"/> 3 <input type="radio"/> 3</p> <p> <input type="radio"/> 4 <input type="radio"/> 4 <input type="radio"/> 4 <input type="radio"/> 4 <input type="radio"/> 4 <input type="radio"/> 4</p> <p> <input type="radio"/> 5 <input type="radio"/> 5 <input type="radio"/> 5 <input type="radio"/> 5 <input type="radio"/> 5 <input type="radio"/> 5</p> <p> <input type="radio"/> 99 <input type="radio"/> 99 <input type="radio"/> 99 <input type="radio"/> 99 <input type="radio"/> 99 <input type="radio"/> 99</p>						<p>Weekday</p> <p>Weekend</p>					
<p>6 <input type="radio"/> 1 <input type="radio"/> 1 <input type="radio"/> 1 <input type="radio"/> 1 <input type="radio"/> 1 <input type="radio"/> 1</p> <p> <input type="radio"/> 2 <input type="radio"/> 2 <input type="radio"/> 2 <input type="radio"/> 2 <input type="radio"/> 2 <input type="radio"/> 2</p> <p> <input type="radio"/> 3 <input type="radio"/> 3 <input type="radio"/> 3 <input type="radio"/> 3 <input type="radio"/> 3 <input type="radio"/> 3</p> <p> <input type="radio"/> 4 <input type="radio"/> 4 <input type="radio"/> 4 <input type="radio"/> 4 <input type="radio"/> 4 <input type="radio"/> 4</p> <p> <input type="radio"/> 5 <input type="radio"/> 5 <input type="radio"/> 5 <input type="radio"/> 5 <input type="radio"/> 5 <input type="radio"/> 5</p> <p> <input type="radio"/> 99 <input type="radio"/> 99 <input type="radio"/> 99 <input type="radio"/> 99 <input type="radio"/> 99 <input type="radio"/> 99</p>						<p>Weekday</p> <p>Weekend</p>						




Draft



Section 10 - Quality of Life (cont'd)

To be completed for persons aged 18+

P E R S O N #	<p>10.10 Based on your knowledge and awareness, rate the crime, policing, and security using: 1 - increased, 2 - stayed about the same, or 3 - decreased</p> <p>a ... Crime in your community has b ... Crime in the Cayman Islands has c ... Police protection in your community has ... d ... Police protection in the Cayman Islands has</p>				<p>10.11 Based on your knowledge and awareness, rate your personal security feelings using: 1 - very unsafe, 2 - unsafe, 3 - safe, or 4 - very safe</p> <p>a...I feel in my Community b...I feel in the Cayman Islands c...I feel go to public spaces (playgrounds, etc.) d...I feel going out at night in the community is</p>					
		a	b	c	d		a	b	c	d
	1	<input type="radio"/> 1 <input type="radio"/> 2 <input type="radio"/> 3 <input type="radio"/> 99	<input type="radio"/> 1 <input type="radio"/> 2 <input type="radio"/> 3 <input type="radio"/> 99	<input type="radio"/> 1 <input type="radio"/> 2 <input type="radio"/> 3 <input type="radio"/> 99	<input type="radio"/> 1 <input type="radio"/> 2 <input type="radio"/> 3 <input type="radio"/> 99		<input type="radio"/> 1 <input type="radio"/> 2 <input type="radio"/> 3 <input type="radio"/> 4 <input type="radio"/> 99	<input type="radio"/> 1 <input type="radio"/> 2 <input type="radio"/> 3 <input type="radio"/> 4 <input type="radio"/> 99	<input type="radio"/> 1 <input type="radio"/> 2 <input type="radio"/> 3 <input type="radio"/> 4 <input type="radio"/> 99	<input type="radio"/> 1 <input type="radio"/> 2 <input type="radio"/> 3 <input type="radio"/> 4 <input type="radio"/> 99
	2	<input type="radio"/> 1 <input type="radio"/> 2 <input type="radio"/> 3 <input type="radio"/> 99	<input type="radio"/> 1 <input type="radio"/> 2 <input type="radio"/> 3 <input type="radio"/> 99	<input type="radio"/> 1 <input type="radio"/> 2 <input type="radio"/> 3 <input type="radio"/> 99	<input type="radio"/> 1 <input type="radio"/> 2 <input type="radio"/> 3 <input type="radio"/> 99		<input type="radio"/> 1 <input type="radio"/> 2 <input type="radio"/> 3 <input type="radio"/> 4 <input type="radio"/> 99	<input type="radio"/> 1 <input type="radio"/> 2 <input type="radio"/> 3 <input type="radio"/> 4 <input type="radio"/> 99	<input type="radio"/> 1 <input type="radio"/> 2 <input type="radio"/> 3 <input type="radio"/> 4 <input type="radio"/> 99	<input type="radio"/> 1 <input type="radio"/> 2 <input type="radio"/> 3 <input type="radio"/> 4 <input type="radio"/> 99
	3	<input type="radio"/> 1 <input type="radio"/> 2 <input type="radio"/> 3 <input type="radio"/> 99	<input type="radio"/> 1 <input type="radio"/> 2 <input type="radio"/> 3 <input type="radio"/> 99	<input type="radio"/> 1 <input type="radio"/> 2 <input type="radio"/> 3 <input type="radio"/> 99	<input type="radio"/> 1 <input type="radio"/> 2 <input type="radio"/> 3 <input type="radio"/> 99		<input type="radio"/> 1 <input type="radio"/> 2 <input type="radio"/> 3 <input type="radio"/> 4 <input type="radio"/> 99	<input type="radio"/> 1 <input type="radio"/> 2 <input type="radio"/> 3 <input type="radio"/> 4 <input type="radio"/> 99	<input type="radio"/> 1 <input type="radio"/> 2 <input type="radio"/> 3 <input type="radio"/> 4 <input type="radio"/> 99	<input type="radio"/> 1 <input type="radio"/> 2 <input type="radio"/> 3 <input type="radio"/> 4 <input type="radio"/> 99
	4	<input type="radio"/> 1 <input type="radio"/> 2 <input type="radio"/> 3 <input type="radio"/> 99	<input type="radio"/> 1 <input type="radio"/> 2 <input type="radio"/> 3 <input type="radio"/> 99	<input type="radio"/> 1 <input type="radio"/> 2 <input type="radio"/> 3 <input type="radio"/> 99	<input type="radio"/> 1 <input type="radio"/> 2 <input type="radio"/> 3 <input type="radio"/> 99		<input type="radio"/> 1 <input type="radio"/> 2 <input type="radio"/> 3 <input type="radio"/> 4 <input type="radio"/> 99	<input type="radio"/> 1 <input type="radio"/> 2 <input type="radio"/> 3 <input type="radio"/> 4 <input type="radio"/> 99	<input type="radio"/> 1 <input type="radio"/> 2 <input type="radio"/> 3 <input type="radio"/> 4 <input type="radio"/> 99	<input type="radio"/> 1 <input type="radio"/> 2 <input type="radio"/> 3 <input type="radio"/> 4 <input type="radio"/> 99
	5	<input type="radio"/> 1 <input type="radio"/> 2 <input type="radio"/> 3 <input type="radio"/> 99	<input type="radio"/> 1 <input type="radio"/> 2 <input type="radio"/> 3 <input type="radio"/> 99	<input type="radio"/> 1 <input type="radio"/> 2 <input type="radio"/> 3 <input type="radio"/> 99	<input type="radio"/> 1 <input type="radio"/> 2 <input type="radio"/> 3 <input type="radio"/> 99		<input type="radio"/> 1 <input type="radio"/> 2 <input type="radio"/> 3 <input type="radio"/> 4 <input type="radio"/> 99	<input type="radio"/> 1 <input type="radio"/> 2 <input type="radio"/> 3 <input type="radio"/> 4 <input type="radio"/> 99	<input type="radio"/> 1 <input type="radio"/> 2 <input type="radio"/> 3 <input type="radio"/> 4 <input type="radio"/> 99	<input type="radio"/> 1 <input type="radio"/> 2 <input type="radio"/> 3 <input type="radio"/> 4 <input type="radio"/> 99
6	<input type="radio"/> 1 <input type="radio"/> 2 <input type="radio"/> 3 <input type="radio"/> 99	<input type="radio"/> 1 <input type="radio"/> 2 <input type="radio"/> 3 <input type="radio"/> 99	<input type="radio"/> 1 <input type="radio"/> 2 <input type="radio"/> 3 <input type="radio"/> 99	<input type="radio"/> 1 <input type="radio"/> 2 <input type="radio"/> 3 <input type="radio"/> 99		<input type="radio"/> 1 <input type="radio"/> 2 <input type="radio"/> 3 <input type="radio"/> 4 <input type="radio"/> 99	<input type="radio"/> 1 <input type="radio"/> 2 <input type="radio"/> 3 <input type="radio"/> 4 <input type="radio"/> 99	<input type="radio"/> 1 <input type="radio"/> 2 <input type="radio"/> 3 <input type="radio"/> 4 <input type="radio"/> 99	<input type="radio"/> 1 <input type="radio"/> 2 <input type="radio"/> 3 <input type="radio"/> 4 <input type="radio"/> 99	



Draft



Section 10 - Quality of Life (cont'd)

To be completed for persons aged 18+

P E R S O N #	10.12 How important are the following aspects for you to sustain a good Quality of Life? Please indicate your quality of life preference by distributing 100 points across these aspects, with more points allocated to the component considered most important and fewer points assigned to the less important. a...Health b...Employment and Job Quality c...Material living conditions d...Economic and physical safety e...Leisure and social activities f...Natural and living environment						
	1	a	b	c	d	e	f
	2	a	b	c	d	e	f
	3	a	b	c	d	e	f
	4	a	b	c	d	e	f
	5	a	b	c	d	e	f
	6	a	b	c	d	e	f



RECORD OF VISITS (cont'd)

Date of Visit	Start Time 12 hr	End Time 12 hr	Comments
D D / M M / Y Y <input type="text"/> <input type="text"/> / <input type="text"/> <input type="text"/> / <input type="text"/> <input type="text"/>	_____	_____	
D D / M M / Y Y <input type="text"/> <input type="text"/> / <input type="text"/> <input type="text"/> / <input type="text"/> <input type="text"/>	_____	_____	
D D / M M / Y Y <input type="text"/> <input type="text"/> / <input type="text"/> <input type="text"/> / <input type="text"/> <input type="text"/>	_____	_____	
D D / M M / Y Y <input type="text"/> <input type="text"/> / <input type="text"/> <input type="text"/> / <input type="text"/> <input type="text"/>	_____	_____	
D D / M M / Y Y <input type="text"/> <input type="text"/> / <input type="text"/> <input type="text"/> / <input type="text"/> <input type="text"/>	_____	_____	
D D / M M / Y Y <input type="text"/> <input type="text"/> / <input type="text"/> <input type="text"/> / <input type="text"/> <input type="text"/>	_____	_____	



