



CAYMAN ISLANDS
GOVERNMENT



THE CAYMAN ISLANDS' LABOUR FORCE SURVEY REPORT FALL 2024




TABLE OF CONTENTS

TABLE OF CONTENTS	i
SUMMARY TABLE 1: KEY LABOUR FORCE INDICATORS BY STATUS	1
SUMMARY TABLE 2: KEY LABOUR FORCE INDICATORS BY SEX	2
1. INTRODUCTION	3
2. METHODOLOGY	3
Table 1: Response Rate by District	5
3. DEFINITION OF KEY CONCEPTS	6
Table 2: Standard Errors of Key Labour Force Indicators by Status	8
Table 3: Standard Errors of Key Labour Force Indicators by Sex	9
4. MAIN FINDINGS	10
Table 4: Main Labour Force Indicators by Status, Fall 2024	10
Table 5: Main Labour Force Indicators by Sex, Fall 2024	10
Figure 1: Main Labour Force Composition, Fall 2024	11
4.1 POPULATION ESTIMATES	12
Table 6: Population Estimates by District – Fall 2024	12
Table 7: Population Estimate by Selected Characteristics	13
4.2 LABOUR FORCE	14
Table 8: Labour Force by Selected Characteristics, Fall 2024	14
Table 9: Labour Force Participation Rate by Selected Characteristics, Fall 2024	16
4.3 EMPLOYED	17
Table 10: Employed Persons by Selected Characteristics, Fall 2024	17
Table 11: Employed Persons by Employment Status and Sex, Fall 2024	18
Table 12: Employed Persons by Employment Status and Status, Fall 2024	19
Figure 2: Employment by Occupation Percentage Distribution, Fall 2024	20
Table 13: Employed Persons by Monthly Income and Sex, Fall 2024	21
Table 14: Employed Persons by Monthly Income and Status, Spring 2024	22
Table 15a: Employed Persons by Size of Organization and Sex, Fall 2024	22
Table 15b: Employed Persons by Size of Organization and Status, Fall 2024	23
4.3.1 UNDEREMPLOYED	24
Table 16: Underemployment Rate by Selected Characteristics, Fall 2024	25
4.4 UNEMPLOYED	27
Table 17a: Unemployed Persons by Selected Characteristics, Fall 2024	27
Table 17b: Unemployment Rates (%) by Selected Characteristics and Status, Fall 2024	28
4.5 PERSONS NOT IN THE LABOUR FORCE	31
Table 18: Persons not in the Labour Force by Selected Characteristics, Fall 2024	31
Table 19: Percent of Persons Not in the Labour Force by Selected Characteristics and Main Reasons for Not Working, Fall 2024	32
4.5.1 POTENTIAL LABOUR FORCE	33
5. OTHER FINDINGS	34
5.1 HOUSING CHARACTERISTICS	34
Table 20: Percent of Households by Selected Characteristics, Fall 2024	34
APPENDIX TABLES	36
SECTION 1: POPULATION	37

Table 1.1: Population Estimates by District and Sex, Fall 2024	37
Table 1.2: Population Estimates by District and Status, Fall 2024	37
Table 1.3: Population Estimates by Status and Sex, Fall 2024	37
Table 1.4: Population Estimates by Age Groups and Sex, Fall 2024.....	38
Table 1.5: Population Estimates by Age Groups and Status, Fall 2024	38
Table 1.6: Population Estimates by Country of Birth and Sex, Fall 2024	39
Table 1.7: Population Estimates by Country of Birth and Status, Fall 2024	39
Table 1.8: Population Estimates by Year of Arrival and Sex, Fall 2024	40
Table 1.9: Population Estimates by Year of Arrival and Status, Fall 2024	40
Table 1.10: Working Age Population by Selected Characteristics and Sex, Fall 2024	41
Table 1.11: Working Age Population by Selected Characteristics and Status, Fall 2024	42
SECTION 2: LABOUR FORCE	43
Table 2.1: Persons in Labour Force by Selected Characteristics and Sex, Fall 2024	43
Table 2.2: Persons in Labour Force by Selected Characteristics and Status, Fall 2024	44
Table 2.3: Labour Force by Economic Activity and Sex, Fall 2024.....	44
Table 2.4: Labour Force by Economic Activity and Status, Fall 2024	45
Table 2.5: Labour Force by Status and Sex, Fall 2024	45
Table 2.6: Labour Force by Age Group and Sex, Fall 2024	45
Table 2.7: Labour Force by Age Group and Status, Fall 2024.....	46
Table 2.8: Persons in Labour Force by Educational Attainment and Sex, Fall 2024.....	46
Table 2.9: Persons in Labour Force by Educational Attainment and Status, Fall 2024	46
Table 2.10: Persons in Labour Force by Selected Characteristics, with and without Educational Training, Fall 2024	47
Table 2.11: Persons in Labour Force by Selected Characteristics, with and without Training, Fall 2024	47
Table 2.12: Persons in Labour Force who Received Training, by Occupation Last Trained and Sex, Fall 2024.....	48
Table 2.13: Persons in Labour Force who Received Training, by Occupation Last Trained and Status, Fall 2024	48
Table 2.14: Persons in Labour Force who Received Training by Location of Training and Sex, Fall 2024	49
Table 2.15: Persons in Labour Force who Received Training by Location of Training and Status, Fall 2024	49
Table 2.16: Persons in Labour Force who Received Training by Date Completed and Sex, Fall 2024 ...	50
Table 2.17: Persons in Labour Force who Received Training by Date Completed and Status, Fall 2024	50
Table 2.18: Persons in Labour Force who Received Personal Development Training by Sex, Fall 2024	51
Table 2.19: Persons in Labour Force who Received Personal Development Training by Status, Fall 2024	51
Table 2.20: Persons Usually in Labour Force by Selected Characteristics and Sex, Fall 2024.....	52
Table 2.21: Persons Usually in Labour Force by Selected Characteristics and Status, Fall 2024	53
SECTION 3: EMPLOYED.....	54
Table 3.1: Employed Persons by Selected Characteristics and Sex, Fall 2024	54
Table 3.2: Employed Persons by Selected Characteristics and Status, Fall 2024	55
Table 3.3: Employed Persons by Status and Sex, Fall 2024.....	55

Table 3.4: Employed Persons by Age Group and Sex, Fall 2024.....	56
Table 3.5: Employed Persons by Age Group and Status, Fall 2024	56
Table 3.6: Employed Persons by Educational Attainment and Sex, Fall 2024.....	56
Table 3.7: Employed Persons by Educational Attainment and Status, Fall 2024	57
Table 3.8: Employed Persons by Sex, Status, and With or Without Educational Training, Fall 2024	57
Table 3.9: Employed Persons by Sex, Status, and With or Without Training, Fall 2024	58
Table 3.10: Employed Persons who Received Training, by Occupation Last Trained and Sex, Fall 2024	58
Table 3.11: Employed Persons who Received Training, by Occupation Last Trained and Status, Fall 2024	59
Table 3.12: Employed Persons who Received Training by Location of Training and Sex, Fall 2024	59
Table 3.13: Employed Persons who Received Training by Location of Training and Status, Fall 2024 ..	59
Table 3.14: Employed Persons who Received Training by Date Completed and Sex, Fall 2024	60
Table 3.15: Employed Persons who Received Training by Date Completed and Status, Fall 2024	60
Table 3.16: Employed Persons who Received Personal Development Training by Sex, Fall 2024.....	61
Table 3.17: Employed Persons who Received Personal Development Training by Sex, Fall 2024.....	61
Table 3.18: Employed Persons by Sex, Status, and With or Without Promotion, Fall 2024	62
Table 3.25: Employed Persons by Length of Employment in Current Employment and Sex, Fall 2024	65
Table 3.26: Employed Persons by Length of Employment in Current Employment and Status, Fall 2024	65
Table 3.27: Employed Persons with Less Than 1 Year in Current Job, by Selected Characteristics, Fall 2024	66
Table 3.28: Employed Persons with Less Than 1 Year in Current Job, by Sex, Status, and First Job, Fall 2024	67
Table 3.29: Employed New Entrants to the Job Market by Selected Characteristics and Sex, Fall 2024	68
Table 3.30: Employed New Entrants to the Job Market by Selected Characteristics and Status, Fall 2024	69
Table 3.31: Employed Persons under 1 year of Employment by Sex, Status and Temporary Position, Fall 2024	70
Table 3.32: Employed Persons in Temporary Positions by Selected Characteristics and Sex, Fall 2024	70
Table 3.33: Employed Persons in Temporary Positions by Selected Characteristics and Status, Fall 2024	71
Table 3.34: Employed Persons by Employment Status and Sex, Fall 2024	71
Table 3.35: Employed Persons by Employment Status and Status, Fall 2024.....	72
Table 3.36: Employed Persons by Occupation and Sex, Fall 2024	72
Table 3.37: Employed Persons by Occupation and Status, Fall 2024.....	72
Table 3.38: Employed Persons by Industry and Sex, Fall 2024	73
Table 3.39: Employed Persons by Industry and Status, Fall 2024	74
Table 3.40: Average Usual Hours Worked per Week by Industry and Sex, Fall 2024	75
Table 3.41: Average Usual Hours Worked per Week by Industry and Status, Fall 2024.....	76
Table 3.42: Average Actual Hours Worked per Week by Industry and Sex, Fall 2024	77
Table 3.43: Average Actual Hours Worked per Week by Industry and Status, Fall 2024	78
Table 3.44: Employed Persons by Type of Earnings and Sex, Fall 2024	78
Table 3.45: Employed Persons by Type of Earnings and Status, Fall 2024.....	79

Table 3.46: Employed Persons by Main Monthly Earnings and Sex, Fall 2024	79
Table 3.47: Mean and Median Main Monthly Earnings by Sex, Fall 2024	80
Table 3.48: Employed Persons by Main Monthly Earnings and Status, Fall 2024.....	80
Table 3.49: Mean and Median Main Monthly Earnings by Status, Fall 2024.....	81
Table 3.50: Employed Persons by Other Monthly Earnings and Sex, Fall 2024	81
Table 3.51: Mean and Median other Monthly Earnings by Sex, Fall 2024.....	82
Table 3.52: Employed Persons by Other Monthly Earnings and Status, Fall 2024.....	82
Table 3.53: Mean and Median other Monthly Earnings by Status, Fall 2024	82
Table 3.54: Usually Employed Persons by Selected Characteristics and Sex, Fall 2024.....	83
Table 3.55: Usually Employed Persons by Selected Characteristics and Status, Fall 2024	84
SECTION 4: UNDEREMPLOYED.....	85
Table 4.1: Underemployed Persons by Selected Characteristics and Sex, Fall 2024	85
Table 4.2: Underemployed Persons by Selected Characteristics and Status, Fall 2024.....	86
Table 4.3: Underemployed Persons by Status and Sex, Fall 2024.....	86
Table 4.4: Underemployed Persons by Age Group and Sex, Fall 2024	87
Table 4.5: Underemployed Persons by Age Group and Status, Fall 2024	87
Table 4.6: Underemployed Persons by Educational Attainment and Sex, Fall 2024	87
Table 4.7: Underemployed Persons by Educational Attainment and Status, Fall 2024.....	88
Table 4.8: Underemployed Persons by Sex, Status, and With or Without Education Training, Fall 2024	88
Table 4.9: Underemployed Persons by Sex, Status, and With or Without Training, Fall 2024	88
Table 4.10: Underemployed Persons by Main Reason for Working Less than 30 hours and Sex, Fall 2024.....	89
Table 4.11: Underemployed Persons by Main Reason for Working Less than 30 hours and Status, Fall 2024	89
Table 4.12: Underemployed Persons by Occupation and Sex, Fall 2024	90
Table 4.13: Underemployed Persons by Occupation and Status, Fall 2024.....	90
Table 4.14: Underemployed Persons by Industry and Sex, Fall 2024	91
Table 4.15: Underemployed Persons by Industry and Status, Fall 2024	92
Table 4.16: Average Usual Hours Worked by Underemployed Persons per Week by Industry and Sex, Fall 2024	93
Table 4.17: Average Usual Hours Worked by Underemployed Persons per Week by Industry and Status, Fall 2024	93
Table 4.18: Average Actual Hours Worked by Underemployed Persons per Week by Industry and Sex, Fall 2024	94
Table 4.19: Average Actual Hours Worked by Underemployed Persons per Week by Industry and Status, Fall 2024	94
Table 4.20: Minimum Educational Attainment Required for Current Post by Sex, Fall 2024.....	95
Table 4.21: Minimum Educational Attainment Required for Current Post by Status, Fall 2024	95
Table 4.22: Minimum Work Experience Required for Current Post by Sex, Fall 2024.....	95
Table 4.23: Minimum Work Experience Required for Current Post by Status, Fall 2024	96
Table 4.24: Qualification Comparison of Current Post by Sex, Fall 2024	96
Table 4.25: Qualification Comparison of Current Post by Status, Fall 2024	96
Table 4.26: Estimated time required to train someone by Sex, Fall 2024	97
Table 4.27: Estimated time required to train someone by Status, Fall 2024.....	97

Table 4.28: Relevance of Current Job to education, training, and experience by Sex, Fall 2024	97
Table 4.29: Relevance of Current Job to education, training, and experience by Status, Fall 2024	98
Table 4.30: Preference of Job more related to current education, training, and experience by Sex, Fall 2024	98
Table 4.31: Preference of Job more related to current education, training, and experience by Status, Fall 2024	98
Table 4.32: Persons actively seeking a job more related to current education, training, and experience by Sex, Fall 2024	99
Table 4.33: Persons actively seeking a job more related to current education, training, and experience by Status, Fall 2024.....	99
SECTION 5: UNEMPLOYED	100
Table 5.1: Unemployed Persons by Selected Characteristics and Sex, Fall 2024.....	100
Table 5.2: Unemployed Persons by Selected Characteristics and Status, Fall 2024	101
Table 5.3: Unemployed Persons by Age Group and Sex, Fall 2024	101
Table 5.4: Unemployed Persons by Status and Sex, Fall 2024	102
Table 5.5: Unemployed Persons by Age Group and Status, Fall 2024	102
Table 5.6: Unemployed Persons by Educational Attainment and Sex, Fall 2024.....	102
Table 5.7: Unemployed Persons by Educational Attainment and Status, Fall 2024	103
Table 5.8: Unemployed Persons by Reason Without Work and Sex, Fall 2024	103
Table 5.9: Unemployed Persons by Reason Without Work and Status, Fall 2024.....	103
Table 5.10: Unemployed Persons by Preferred Future Occupation and Sex, Fall 2024.....	104
Table 5.11: Unemployed Persons by Preferred Future Occupation and Status, Fall 2024	104
Table 5.12: Unemployed Persons by Preferred Future Industry and Sex, Fall 2024.....	105
Table 5.13: Unemployed Persons by Preferred Future Industry and Status, Fall 2024	106
Table 5.14: Unemployed Persons by Steps Taken to Look for a Job and Sex, Fall 2024	107
Table 5.15: Unemployed Persons by Steps Taken to Look for a Job and Status, Fall 2024	107
Table 5.16: Unemployed Persons by Previous Work and Sex, Fall 2024	107
Table 5.17: Unemployed Persons by Previous Work and Status, Fall 2024	108
Table 5.18: Unemployed Persons with Previous Work by Time without Work and Sex, Fall 2024	108
Table 5.19: Unemployed Persons with Previous Work, by Time without Work and Status, Fall 2024	108
Table 5.20: Unemployed Persons by Last Occupation Worked and Sex, Fall 2024	109
Table 5.21: Unemployed Persons by Last Occupation Worked and Status, Fall 2024.....	109
Table 5.22: Unemployed Persons by Last Industry of Employment and Sex, Fall 2024.....	110
Table 5.23: Unemployed Persons by Last Industry of Employment and Status, Fall 2024	111
Table 5.24: Unemployed Persons by Main Means of Financial Support and Sex, Fall 2024.....	112
Table 5.25: Unemployed Persons by Main Means of Financial Support and Status, Fall 2024	112
Table 5.26: Unemployed Persons by Sex, Status and With or Without Additional Financial Support, Fall 2024	113
Table 5.27: Unemployed Persons by Main Monthly Earnings and Sex, Fall 2024	113
Table 5.28: Mean and Median Main Monthly Earnings for Unemployed Persons by Sex, Fall 2024 ..	114
Table 5.29: Unemployed Persons by Main Monthly Earnings and Status, Fall 2024	114
Table 5.30: Mean and Median Main Monthly Earnings for Unemployed Persons by Status, Fall 2024	114
Table 5.31: Unemployed Persons by Other Monthly Earnings and Sex, Fall 2024	115
Table 5.32: Mean and Median Other Monthly Earnings for Unemployed Persons by Sex, Fall 2024 ..	115

Table 5.33: Unemployed Persons by Other Monthly Earnings and Status, Fall 2024	115
Table 5.34: Mean and Median Other Monthly Earnings for Unemployed Persons by Status, Fall 2024	116
Table 5.35: Unemployed Persons by Sex, Status and With or Without Educational Training, Fall 2024	116
Table 5.36: Unemployed Persons by Sex, Status and With or Without Training, Fall 2024.....	116
Table 5.37: Unemployed Persons who Received Training by Last Trained Occupation and Sex, Fall 2024	117
Table 5.38: Unemployed Persons who Received Training by Last Trained Occupation and Status, Fall 2024	117
Table 5.39: Unemployed Persons who Received Training by Location of Training and Sex, Fall 2024	117
Table 5.40: Unemployed Persons who Received Training by Location of Training and Status, Fall 2024	118
Table 5.41: Unemployed Persons who Received Training by Date Completed and Sex, Fall 2024	118
Table 5.42: Unemployed Persons who Received Training by Date Completed and Status, Fall 2024	118
Table 5.43: Unemployed Persons who Received Personal Development Training by Sex, Fall 2024 ..	119
Table 5.44: Unemployed Persons who Received Personal Development Training by Status, Fall 2024	119
Table 5.45: Usually Unemployed Persons by Selected Characteristics and Sex, Fall 2024	120
Table 5.46: Usually Unemployed Persons by Selected Characteristics and Status, Fall 2024	121
SECTION 6: NOT IN THE LABOUR FORCE	122
Table 6.1: Persons Not in the Labour Force by Selected Characteristics and Sex, Fall 2024	122
Table 6.2: Persons Not in the Labour Force by Selected Characteristics and Status, Fall 2024	123
Table 6.3: Persons Not in the Labour Force by Age Group and Sex, Fall 2024	123
Table 6.4: Persons Not in the Labour Force by Age Group and Status, Fall 2024	124
Table 6.5: Persons Not in the Labour Force by Status and Sex, Fall 2024.....	124
Table 6.6: Persons Not in the Labour Force by Educational Attainment and Sex, Fall 2024	124
Table 6.7: Persons Not in the Labour Force by Educational Attainment and Status, Fall 2024.....	125
Table 6.8: Persons Not in the Labour Force by Main Reason for Not Looking for Work and Sex, Fall 2024	125
Table 6.9: Persons Not in the Labour Force by Main Reason for Not Looking for Work and Status, Fall 2024	126
Table 6.10: Persons Not in the Labour Force by Previous Work and Sex, Fall 2024	126
Table 6.11: Persons Not in the Labour Force by Previous Work and Status, Fall 2024	126
Table 6.12: Persons Not in the Labour Force with Previous Job by Selected Characteristics, Fall 2024	127
Table 6.13: Persons Not in the Labour Force with Previous Job by Time without Work and Sex, Fall 2024	127
Table 6.14: Persons Not in the Labour Force with Previous Job by Time without Work and Status, Fall 2024	128
Table 6.15: Persons Not in the Labour Force, by Last Occupation Worked and Sex, Fall 2024	128
Table 6.16: Persons Not in the Labour Force by Last Occupation Worked and Status, Fall 2024	128
Table 6.17: Persons Not in the Labour Force by Last Industry Worked and Sex, Fall 2024	129
Table 6.18: Persons Not in the Labour Force by Last Industry Worked and Status, Fall 2024.....	130

Table 6.19: Persons Not in the Labour Force by Main Means of Financial Support and Sex, Fall 2024	131
Table 6.20: Persons Not in the Labour Force by Main Means of Financial Support and Status, Fall 2024	131
Table 6.21: Persons Not in the Labour Force by Sex, Status and With or Without Additional Financial Support, Fall 2024.....	132
Table 6.22: Persons Not in the Labour Force by Main Monthly Earnings and Sex, Fall 2024	133
Table 6.23: Mean and Median Main Monthly Earnings for Persons Not in the Labour Force by Sex, Fall 2024	133
Table 6.24: Persons Not in the Labour Force by Main Monthly Earnings and Status, Fall 2024.....	134
Table 6.25: Mean and Median Main Monthly Earnings for Persons Not in the Labour Force by Status, Fall 2024	134
Table 6.31: Persons Not in the Labour Force by Other Monthly Earnings and Sex, Fall 2024	135
Table 6.32: Mean and Median Other Monthly Earnings for Persons Not in the Labour Force by Sex, Fall 2024	135
Table 6.33: Persons Not in the Labour Force by Other Monthly Earnings and Status, Fall 2024	136
Table 6.34: Mean and Median Other Monthly Earnings for Persons Not in the Labour Force by Sex, Fall 2024	136
Table 6.35: Persons Not in the Labour Force by Sex, Status and With or Without Educational Training, Fall 2024	137
Table 6.21: Persons Not in the Labour Force by Sex, Status and With or Without Training, Fall 2024.....	137
Table 6.22: Persons Not in the Labour Force who Received Training by Last Trained Occupation and Sex, Fall 2024	138
Table 6.23: Persons Not in the Labour Force who Received Training by Last Trained Occupation and Status, Fall 2024	138
Table 6.24: Persons Not in the Labour Force who Received Training by Location of Training and Sex, Fall 2024	138
Table 6.25: Persons Not in the Labour Force who Received Training by Location of Training and Status, Fall 2024	139
Table 6.26: Persons Not in the Labour Force who Received Training by Year of Training and Sex, Fall 2024	139
Table 6.27: Persons Not in the Labour Force who Received Training by Year of Training and Status, Fall 2024	140
Table 6.28: Persons Usually Not in the Labour Force by Selected Characteristics and Sex, Fall 2024	141
Table 6.29: Persons Usually Not in the Labour Force by Selected Characteristics and Status, Fall 2024	142
Table 6.30: Percent of Persons Not in the Labour Force by Selected Characteristics and Unavailability for Work, Fall 2024	143
SECTION 7: HOUSING CHARACTERISTICS.....	144
Table 7.1: Type of Dwelling, Fall 2024	144
Table 7.2: Households by Number of Rooms, Fall 2024.....	144
Table 7.3: Households by Number of Bedrooms, Fall 2024	145
Table 7.4: Households by Type of Dwelling Tenure, Fall 2024.....	145
Table 7.5: Ownership of Household by Household Member, Fall 2024.....	146
Table 7.6: Status of Ownership of Household, Fall 2024	146

Table 7.7: Mean and Median Rent of Housing Accommodation	147
by District & Number of Bedrooms, Fall 2024.....	147
Table 7.8: Mean and Median Estimated Mortgage Payment	148
by District & Number of Bedrooms, Fall 2024.....	148
Table 7.9: Mean and Median Owner Occupied Rent	149
by District & Number of Bedrooms, Fall 2024.....	149
Table 7.10: Households that Rented by Type of Utilities	150
Included in Rent, Fall 2024	150
Table 7.11: Households with or without Insurance, Fall 2024	150
Table 7.12: Households with Structure Insurance by Revaluation in the past year, Fall 2024	151
Table 7.13: Households with Amenities, Fall 2024.....	151
Table 7.14: Households by Number of Communication Devices and Transportation, Fall 2024.....	152
Table 7.15: Households who had amenities disconnected due to non-payment, Fall 2024	153
Table 7.16: Household Engagement in Environmentally Friendly Activities, Fall 2024	154
Table 7.17: Households by Number of Household Employees, Fall 2024.....	155
QUESTIONNAIRE	156

SUMMARY TABLE 1: KEY LABOUR FORCE INDICATORS BY STATUS

Selected Characteristics	Fall 2023	Spring 2024	Fall 2024		Fall 2024/Fall 2023	
	#	#	#	%	#	%
Population	84,738	87,866	88,833	100.0	4,095	4.8
Caymanian	39,068	39,897	40,633	45.7	1,565	4.0
Permanent Resident	7,690	7,822	8,184	9.2	494	6.4
Non-Caymanian	37,980	40,147	40,016	45.0	2,036	5.4
Working Age Population (15+ years)	72,803	75,067	75,307	100.0	2,504	3.4
Caymanian	31,658	32,399	33,114	44.0	1,456	4.6
Permanent Residents WRW ⁽ⁱ⁾	5,860	6,288	5,464	7.3	(396)	(6.8)
Non-Caymanian ⁽ⁱⁱ⁾	35,285	36,379	36,729	48.8	1,444	4.1
Labour Force	60,513	62,743	60,828	100.0	315	0.5
Caymanian	22,706	23,323	22,535	37.0	(170)	(0.8)
Permanent Resident WRW	5,341	5,847	4,906	8.1	(435)	(8.1)
Non-Caymanian	32,466	33,573	33,387	54.9	921	2.8
Labour Force Participation Rate (%)	83.1	83.6	80.8		(2.3)	
Caymanian	71.7	72.0	68.1		(3.7)	
Permanent Resident WRW	91.1	93.0	89.8		(1.4)	
Non-Caymanian	92.0	92.3	90.9		(1.1)	
Employed	58,504	61,003	59,393	100.0	889	1.5
Caymanian	21,563	22,181	21,487	36.2	(75)	(0.3)
Permanent Resident WRW	5,217	5,691	4,720	7.9	(498)	(9.5)
Non-Caymanian	31,724	33,131	33,186	55.9	1,462	4.6
Underemployed ⁽ⁱⁱⁱ⁾	1,247	6,666	7,923	100.0	6,676	535.5
Caymanian	629	2,015	1,910	24.1	1,282	203.9
Permanent Resident WRW	198	520	442	5.6	244	123.3
Non-Caymanian	420	4,132	5,570	70.3	5,150	1,225.2
Underemployment Rate (%)	2.1	10.9	13.3		11.2	
Caymanian	2.9	9.1	8.9		6.0	
Permanent Resident WRW	3.8	9.1	9.4		5.6	
Non-Caymanian	1.3	12.5	16.8		15.5	
Unemployed	2,008	1,740	1,435	100.0	(574)	(28.6)
Caymanian	1,143	1,142	1,048	73.0	(95)	(8.3)
Permanent Resident WRW	124	156	186	13.0	62	50.4
Non-Caymanian	742	442	201	14.0	(541)	(72.9)
Unemployment Rate (%)	3.3	2.8	2.4		(1.0)	
Caymanian	5.0	4.9	4.6		(0.4)	
Permanent Resident WRW	2.3	2.7	3.8		1.5	
Non-Caymanian	2.3	1.3	0.6		(1.7)	
Not in the Labour Force	12,291	12,324	14,479	100.0	2,189	17.8
Caymanian	8,953	9,076	10,579	73.1	1,627	18.2
Permanent Resident WRW	519	442	558	3.9	39	7.5
Non-Caymanian	2,819	2,806	3,342	23.1	523	18.6

⁽ⁱ⁾ WRW - with rights to work

⁽ⁱⁱ⁾ Includes PR holders without rights to work.

⁽ⁱⁱⁱ⁾ 2023 Underemployment includes Time Under Employment only

2024 Underemployment includes Time & Education, experience Under Employment (see Table 16)

Note: Due to rounding, there may be minor variations in totals or sums.

SUMMARY TABLE 2: KEY LABOUR FORCE INDICATORS BY SEX

Selected Characteristics	Fall 2023	Spring 2024	Fall 2024		Fall 2024/Fall 2023	
	#	#	#	%	#	%
Population	84,738	87,866	88,833	100.0	4,095	4.8
Male	42,774	44,936	44,063	49.6	1,289	3.0
Female	41,964	42,930	44,771	50.4	2,806	6.7
Working Age Population (15+ years)	72,803	75,067	75,307	100.0	2,504	3.4
Male	36,735	38,314	37,552	49.9	817	2.2
Female	36,069	36,753	37,755	50.1	1,687	4.7
Labour Force	60,513	62,743	60,828	100.0	315	0.5
Male	31,857	33,037	31,263	51.4	(593)	(1.9)
Female	28,656	29,706	29,565	48.6	908	3.2
Labour Force Participation Rate (%)	83.1	83.6	80.8		(2.3)	
Male	86.7	86.2	83.3		(3.5)	
Female	79.4	80.8	78.3		(1.1)	
Employed	58,504	61,003	59,393	100.0	889	1.5
Male	30,920	32,243	30,685	51.7	(235)	(0.8)
Female	27,584	28,760	28,708	48.3	1,124	4.1
Underemployed ⁽ⁱ⁾	1,247	6,666	7,923	100.0	6,676	535.5
Male	653	3,242	3,817	48.2	3,164	484.6
Female	594	3,424	4,105	51.8	3,511	591.3
Underemployment Rate (%)	2.1	10.9	13.3		11.2	
Male	2.1	10.1	12.4		10.3	
Female	2.2	11.9	14.3		12.1	
Unemployed	2,008	1,740	1,435	100.0	(574)	(28.6)
Male	937	795	578	40.3	(358)	(38.3)
Female	1,072	945	856	59.7	(215)	(20.1)
Unemployment Rate (%)	3.3	2.8	2.4		(1.0)	
Male	2.9	2.4	1.8		(1.1)	
Female	3.7	3.2	2.9		(0.8)	
Not in the Labour Force	12,291	12,324	14,479	100.0	2,189	17.8
Male	4,878	5,276	6,289	43.4	1,410	28.9
Female	7,413	7,048	8,191	56.6	778	10.5

⁽ⁱ⁾ 2023 Underemployment includes Time Under Employment only

2024 Underemployment includes Time & Education, experience Under Employment (see Table 16)

Note: Due to rounding, there may be minor variations in totals or sums.

1. INTRODUCTION

This report presents the findings of the Fall 2024 Labour Force Survey (LFS). The LFS mainly provides information on the characteristics of persons in the labour force (employed and unemployed). It also presents demographic information on the general population, some characteristics of persons not in the labour force, and household characteristics.

The concepts used in the Survey are in accordance with the International Labour Organization (ILO) guidelines, and therefore, the indicators produced from the Survey are comparable to those used internationally.

The remaining sections of this Report present the methodology, the main findings with emphasis on the characteristics of the labour force and those that are out of the labour force, and other findings on housing characteristics. The Appendix presents the detailed tables.

2. METHODOLOGY

As in previous LFS, planning and execution of the Fall 2024 LFS was undertaken by the staff of the Economics and Statistics Office (ESO), a department in the Ministry of Finance and Economic Development of the Cayman Islands Government.

Sampling design

The sampling frame for the LFS is the ESO's Household Register, which is a listing of all household dwelling units in the Cayman Islands. The last update of the Register was conducted in August 2024. Updates were also based on information from the 2021 Population and Housing Census. As of January 25, 2022, the Register listed 29,699 household dwelling units, which is the sampling frame used for this edition of the LFS.

Samples for the LFS were drawn from all districts of the Cayman Islands. Cayman Brac and Little Cayman were combined to form the stratum Sister Islands. Probability proportionate to household count by district, as determined from the ESO Household Register, was used when allocating the number of selected households across strata. Households were randomly selected from all six districts; within each district, the households were selected with equal probability. The probability of selection for the sampled households in each district can be expressed as follows:

$$P_h = m_h / M_h$$

Where:

P_h = probability of selection for the sample households in the h-th stratum (district)

M_h = total number of households in the sample frame for the h-th stratum

m_h = the number of sample households selected in the h-th stratum

Based on the sampling design, 2,000 household addresses were randomly selected, representing 6.7 percent of the 29,699 households.

Fieldwork

Since the October 2014 LFS, the ESO has been using tablets for electronic data collection in Grand Cayman. Included in the Appendix (see page 164) is a copy of the questionnaire that was uploaded to the tablet for this edition of the LFS.

The reference week for the Fall 2024 LFS was 22nd to 28th September 2024. The data collection took place over a six-week period from 29th September to 10th November 2024. The administrative data (births, deaths, and work permits) as of the end of December 2024, which were used in estimating the total population, were collected in early January 2024.

The ESO hosted its usual in-person training exercise to prepare for the fieldwork. A total of 54 persons, including ESO survey staff, were recruited in Grand Cayman, most of whom have prior household survey experience (census and/or LFS). In the Sister Islands (Cayman Brac and Little Cayman), two persons were recruited to administer the LFS using the questionnaires on tablets. Therefore, a total of 56 persons were eventually selected to conduct interviews in the Cayman Islands.

Weights

The 2024 population estimate was derived by adding the natural increase (births minus deaths) data collected from the Health Services Authority and immigration (work permits, permanent residents and change of status) from the Cayman Islands Customs and Border Control (CBC) Department in the last six months of 2024 compared to the 2023 year-end population estimate.

The raising factors for Caymanian, PR/PR-WRW, and Non-Caymanian sub-populations were then calculated based on their respective population estimates,

$$Raising\ factor_{si} = \frac{Population_{si}}{Survey\ Count_{si}}$$

Where:

$Population_{si}$ = estimated population based on administrative data of status_i
(i=Caymanian, Permanent Residents, and Non-Caymanians)

$Survey\ Count_{si}$ = number of individuals from the LFS per status.

The household characteristics were raised using the district response rates adjusted for non-responses at the household level.

Table 1: Response Rate by District

District	Sample Size ¹	In Scope Households ²	Fully and Partially Completed	Response Rate ³
Total	2,000	1,642	1,586	96.6
George Town	1,033	833	805	96.6
West Bay	423	352	341	96.9
Bodden Town	361	301	286	95.0
North Side	52	44	43	97.7
East End	49	40	40	100.0
Sister Islands	82	72	71	98.6

1 Of the original 2000 sample household addresses only 1642 were found to be households.

2 In scope households are those with results codes 1 - Fully completed, 2 - Partially completed, and 3- Refusals.

3 Response Rate represents those households fully and partially completed divided by in scope households.

Data processing

The survey returns were processed internally by ESO staff members. Data capture was built into the ESO Mobile LFS Project (LFSPj) software on tablets. Coding of industries and occupations were also conducted internally using the International Standard Industrial Classification (ISIC) (Rev. 4) and the International Standard Classification of Occupations (ISCO) 2008, respectively. Edit checks were conducted using CPro (Census and Survey Processing System) and SPSS (Statistical Package for the Social Sciences). Data were verified with cross-referencing information stored on the tablets or with a phone call to the respondent. A data file was then created with information from all households who completed the LFS interview (fully and partially). Finally, indicators were generated from this file using SPSS, and the final tables presented in this Report were prepared using Excel.

Standard errors for main estimates

Given the nature of the sample design used in the LFS, the estimates were computed with a 2.5 percent margin of error. The estimates published in this Report's tables are rounded to the nearest whole number or person. The sum of the individual rounded numbers may not equal the total. In addition, the difference of one person for the same category in different tables is due to rounding.

Data representing the weighted responses of one individual in the Survey are suppressed and indicated by the symbol "...".

The estimates presented in this Report are all liable to sampling error. Their absolute sampling error increases with their magnitude, while the relative error decreases the greater the size of

the estimate. Generally, the smaller the *Relative Standard Error* (or *Coefficient of Variation*), the more reliable is the estimate. Because of this, comparisons of the larger estimates may be used with confidence, but small estimates must be treated with caution. The *standard errors*, *confidence intervals*, and *coefficients of variation* (C.V.) of the estimates for key variables for the Fall 2024 LFS are shown in Tables 2 and 3.

3. DEFINITION OF KEY CONCEPTS

Population

In the LFS, population means the “resident” population; that is, persons staying or intending to stay in the Cayman Islands for at least six months. Visitors/tourists are not included in the resident population. Persons in institutions for more than six months are excluded. Family members of resident households who were abroad at the time of the survey but had intentions to return to the Islands were also considered residents.

The population is categorised into three sub-populations by immigration status: Caymanians, Permanent Residents (PR), and Non-Caymanians. Permanent Residents include non-Caymanians married to Caymanians, Permanent Residents with a government contract, Permanent Residents with rights to work (PR-WRW), and Permanent Residents without rights to work.

Labour Force

The labour force comprises members of the non-institutionalised population (i.e., those not in residential institutions such as general penitentiary and retirement homes) 15 years of age and over, who were employed or unemployed during the reference week. All persons in the PR labour force in all tables and sections of this Report refer explicitly to PR-WRW only. Persons categorised as PR without rights to work are included as part of the Non-Caymanian Working Age Population.

Employed

Employed persons are those who, during the reference week, did any work for pay or profit; that is, paid work in the context of an employer-employee relationship or self-employment. It also includes unpaid family workers who contributed directly to the operation of a farm, business, or professional practice owned or operated by a related member of the household. Based on the International Labour Organization (ILO) guidelines, work can be for as little as an hour during the reference week; it excludes unpaid domestic housework and volunteer work but includes those temporarily away from their jobs.

Unemployed

Unemployed persons are those who, during the reference week, are:

- (a) without work;
- (b) currently available for work and
- (c) actively looking for a job, or had definite arrangements to start a job within 4 weeks.

Unemployment Rate

The unemployment rate represents the number of unemployed persons expressed as a percentage of the labour force. The unemployment rate for a particular group (age, status, sex, etc.) is the number of unemployed people in that group, which is expressed as a percentage of the labour force for that group.

$$\text{Unemployment Rate} = \frac{\text{Number of Unemployed}}{\text{Labour Force}} \times 100$$

Not in the Labour Force

These are persons in the non-institutional population (i.e., those not in residential institutions such as general penitentiary or retirement homes)—15 years of age and over—who were neither employed nor unemployed during the reference week.

Household

A household comprises either one person living alone or a group of persons (not necessarily related) living at the same address, with common housekeeping, i.e., sharing at least one meal a day and sharing living arrangements. This concept is used for persons sharing an apartment or house or a one-room together. For further clarification, please see:

<https://www.eso.ky/labourforcesurveys.html>

Table 2: Standard Errors of Key Labour Force Indicators by Status

Selected Characteristics	Estimate	Standard Errors	(95%) Confidence Interval		C.V
			Lower	Upper	
Population	88,833	2,775	83,375	94,292	0.03
Caymanian	40,633	1,914	36,868	44,398	0.05
Permanent Resident WRW	5,464	450	4,579	6,349	0.08
Non-Caymanian	42,737	1,953	38,893	46,580	0.05
Working Age Population (15+ years)	75,307	2,335	70,712	79,902	0.03
Caymanian	33,114	1,540	30,084	36,145	0.05
Permanent Resident WRW	5,464	450	4,579	6,349	0.08
Non-Caymanian	36,729	1,760	33,267	40,191	0.05
Labour Force	60,828	1,986	56,920	64,736	0.03
Caymanian	22,535	1,119	20,333	24,737	0.05
Permanent Resident WRW	4,906	419	4,080	5,731	0.09
Non-Caymanian*	33,387	1,665	30,111	36,663	0.05
Labour Force Participation Rate (%)	80.8	0.9	79.0	82.5	0.01
Caymanian	68.1	1.3	65.6	70.5	0.02
Permanent Resident WRW	89.8	1.9	86.0	93.6	0.02
Non-Caymanian*	90.9	1.1	88.7	93.1	0.01
Employed	59,393	1,964	55,530	63,257	0.03
Caymanian	21,487	1,074	19,375	23,600	0.05
Permanent Resident WRW	4,720	414	3,905	5,534	0.09
Non-Caymanian*	33,186	1,666	29,909	36,463	0.05
Underemployed	7,923	663	6,619	9,227	0.08
Caymanian	1,910	245	1,428	2,393	0.13
Permanent Resident WRW	442	104	238	646	0.23
Non-Caymanian*	5,570	580	4,430	6,711	0.10
Underemployment Rate (%)	13.3	1.0	11.3	15.4	0.08
Caymanian	8.9	1.1	6.8	11.0	0.12
Permanent Resident WRW	9.4	2.2	5.1	13.7	0.23
Non-Caymanian*	16.8	1.6	13.7	19.9	0.09
Unemployed	1,435	200	1,041	1,829	0.14
Caymanian	1,048	166	720	1,375	0.16
Permanent Resident WRW	186	73	42	330	0.39
Non-Caymanian*	201	76	52	350	0.38
Unemployment Rate (%)	2.4	0.3	1.7	3.0	0.14
Caymanian	4.6	0.7	3.3	6.0	0.15
Permanent Resident WRW	3.8	1.5	0.9	6.7	0.39
Non-Caymanian*	0.6	0.2	0.2	1.1	0.38
Not in the Labour Force	14,479	826	12,855	16,104	0.06
Caymanian	10,579	652	9,297	11,862	0.06
Permanent Resident WRW	558	114	334	782	0.20
Non-Caymanian*	3,342	437	2,483	4,201	0.13

*Includes PR holders without rights to work.

Table 3: Standard Errors of Key Labour Force Indicators by Sex

Selected Characteristics	Estimate	Standard Errors	(95%) Confidence Interval		C.V
			Lower	Upper	
Population	88,833	2,775	83,375	94,292	0.03
Male	44,063	1,460	41,190	46,935	0.03
Female	44,771	1,685	41,456	48,085	0.04
Working Age Population (15+ years)	75,307	2,335	70,712	79,902	0.03
Male	37,552	1,286	35,022	40,081	0.03
Female	37,755	1,400	35,001	40,509	0.04
Labour Force	60,828	1,986	56,920	64,736	0.03
Male	31,263	1,153	28,994	33,532	0.04
Female	29,565	1,201	27,201	31,928	0.04
Labour Force Participation Rate (%)	80.8	0.9	79.0	82.5	0.01
Male	83.3	1.1	81.1	85.4	0.01
Female	78.3	1.1	76.1	80.5	0.01
Employed	59,393	1,964	55,530	63,257	0.03
Male	30,685	1,150	28,422	32,948	0.04
Female	28,708	1,178	26,391	31,026	0.04
Underemployed	7,923	663	6,619	9,227	0.08
Male	3,817	391	3,049	4,586	0.10
Female	4,105	399	3,320	4,890	0.10
Underemployment Rate (%)	13.3	1.0	11.3	15.4	0.08
Male	12.4	1.2	10.2	14.7	0.09
Female	14.3	1.3	11.7	16.9	0.09
Unemployed	1,435	200	1,041	1,829	0.14
Male	578	114	354	803	0.20
Female	856	152	557	1,155	0.18
Unemployment Rate (%)	2.4	0.3	1.7	3.0	0.14
Male	1.8	0.4	1.1	2.6	0.20
Female	2.9	0.5	1.9	3.9	0.17
Not in the Labour Force	14,479	826	12,855	16,104	0.06
Male	6,289	454	5,395	7,182	0.07
Female	8,191	505	7,198	9,184	0.06

4. MAIN FINDINGS

The population of the Cayman Islands was estimated at 88,833, consisting of 40,633 Caymanians, 8,184 Permanent Residents (including 5,464 WRW), and 40,016 non-Caymanians. Among them, 60,828 individuals comprised the labour force, 59,393 employed and 1,435 unemployed. These findings result in an overall labour force participation rate of 80.8 percent, which varied by sex and status. The unemployment rate stood at 2.4 percent, varying by status and sex (see Tables 4 and 5). Figure 1 illustrates the composition of the population and labour force.

Table 4: Main Labour Force Indicators by Status, Fall 2024

Table 4: Main Labour Force Indicators by Status

	Total	Caymanian	Permanent Res.	Non-Caymanian
Population	88,833	40,633	8,184	40,016
0 - 14 years	13,526	7,519	884	5,124
Working Age Population (15+)	75,307	33,114	7,301	34,892
Labour Force	60,828	22,535	5,859	32,434
Employed	59,393	21,487	5,650	32,256
of which: Underemployed	7,923	1,910	651	5,361
Unemployed	1,435	1,048	209	178
Not In the Labour Force	14,479	10,579	1,442	2,458
Labour Force Participation Rate	80.8	68.1	80.3	93.0
Unemployment Rate	2.4	4.6	3.6	0.5

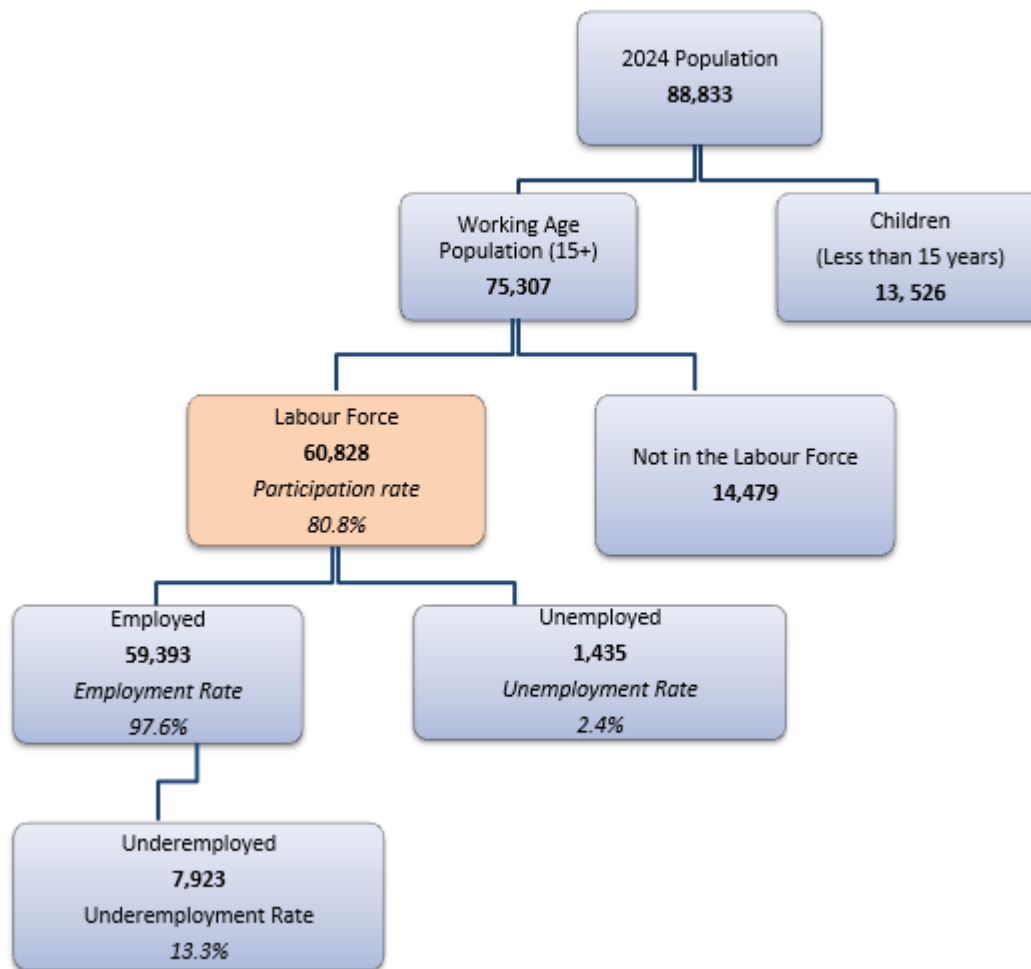
NB: Permanent Residents With Rights to Work (WRW) totaled 5464.

Table 5: Main Labour Force Indicators by Sex, Fall 2024

Table 5: Main Labour Force Indicators by Sex

	Total	Male	Female
Population	88,833	44,063	44,771
0 - 14 years	13,526	6,511	7,015
Working Age Population (15+)	75,307	37,552	37,755
Labour Force	60,828	31,263	29,565
Employed	59,393	30,685	28,708
of which: Underemployed	7,923	3,817	4,105
Unemployed	1,435	578	856
Not In the Labour Force	14,479	6,289	8,191
Labour Force Participation Rate	80.8	83.3	78.3
Unemployment Rate	2.4	1.8	2.9

Figure 1: Main Labour Force Composition, Fall 2024



4.1 POPULATION ESTIMATES

The mid-year population of the Cayman Islands was estimated at 88,833 for the period ending December 2024. The majority of the population resides in Grand Cayman. George Town had the highest concentration, accounting for 48.5 percent of the population. West Bay followed with 22.4 percent of the population, and Bodden Town with 19.9 percent. North Side and East End accounted for a smaller portion of the population, accounting for 2.7 percent each. The Sister Islands (Cayman Brac and Little Cayman) accounted for 3.8 percent (see Table 6).

The average household size was recorded at 2.31 persons. Bodden Town and West Bay exhibited the highest average household sizes, registering 2.71 and 2.45, respectively. In contrast, the Sister Islands demonstrated the smallest average household size, with a figure of 2.06 persons.

Table 6: Population Estimates by District – Fall 2024

District	Total Population		Average Household Size	Total Households	
	#	%		#	%
Total	88,833	100.0	2.31	38,377	100.0
George Town	43,052	48.5	2.14	20,102	52.4
West Bay	19,872	22.4	2.45	8,125	21.2
Bodden Town	17,656	19.9	2.71	6,507	17.0
North Side	2,398	2.7	2.44	982	2.6
East End	2,443	2.7	2.42	1,007	2.6
Sister Islands	3,413	3.8	2.06	1,653	4.3

***Note:** The total number of households was estimated based on the estimated population by district divided by the average household size by district. This method was adopted in view of the lack of a fully-updated Household Register.*

Sex and Age

In Fall 2024, the estimated population had a sex distribution of 49.6 percent males and 50.4 percent females (see Table 7).

Children under the age of 15 accounted for 15.2 percent of the population, and the elderly (aged 65 years and older) made up 8.5 percent. Collectively, these two age groups are termed the 'dependent population'; these two age groups accounted for 23.7 percent of the overall population.

The working-age population, representing those persons 15 years and older, accounted for 84.7 percent of the population. This group typically engages in employment or job-seeking, marking their 'productive years'. Within the working-age population, persons aged 15 to 64 are recognised as the main providers of support for the dependant population (children and the elderly). The relationship between these dependent groups and the 15 to 64 year old cohort results in a dependency ratio of 28.0 percent.

Table 7: Population Estimate by Selected Characteristics

Selected Characteristics	Fall 2023 Population		Fall 2024 Population		2024/2023 Change	
	#	%	#	%	#	%
Total	84,738	100.0	88,833	100.0	4,095	4.8
Sex						
Male	42,774	50.5	44,063	49.6	1,289	3.0
Female	41,964	49.5	44,771	50.4	2,807	6.7
Status						
Caymanian	39,068	46.1	40,633	45.7	1,565	4.0
Permanent Res.	7,690	9.1	8,184	9.2	494	6.4
Non-Caymanian	37,980	44.8	40,016	45.0	2,036	5.4
Age Group						
0 - 14	11,935	14.1	13,526	15.2	1,591	13.3
15 - 24	7,533	8.9	7,928	8.9	395	5.2
25 - 34	16,777	19.8	16,977	19.1	200	1.2
35 - 44	18,141	21.4	18,064	20.3	(77)	(0.4)
45 - 54	14,340	16.9	14,878	16.7	538	3.7
55 - 64	8,966	10.6	9,891	11.1	925	10.3
65+	6,896	8.1	7,570	8.5	674	9.8
DK/NS	150	0.2	-	-	(150)	(100.0)

Note: Due to rounding, there may be minor variations in totals or sums.

Status

Caymanians made up the majority of the population, accounting for 45.7 percent. Non-Caymanians comprised the second largest population share, with 45.0 percent. Permanent Residents had the smallest share, with 9.2 percent. Compared to Fall 2023, the Caymanian population increased by 4.0 percent, while permanent Residents and non-Caymanians increased by 6.4 and 5.4 percent, respectively (See Table 7).

Among Caymanians, 81.5 percent were of working-age age, while 91.8 percent of non-Caymanians were of working age. Among permanent residents, 66.7 percent were of working age (see Appendix Table 1.10). Higher percentages among the non-Caymanians are expected, given that the residency of most expatriates is contingent upon work permits.

4.2 LABOUR FORCE

The labour force is represented by persons of working age (15 years and older) who worked, as well as those who, at the time of the survey, did not have a job but were available and looking for work during the reference period. The Fall 2024 LFS counted 60,828 persons in the labour force (see Table 8).

Table 8: Labour Force by Selected Characteristics, Fall 2024

Selected Characteristics	Labour Force	
	#	% Distribution
Total	60,828	100.0
Sex		
Male	31,263	51.4
Female	29,565	48.6
Status		
Caymanian	22,535	37.0
PR-WRW	4,906	8.1
Non-Caymanian	33,387	54.9
Age Group		
15 - 24	3,441	5.7
25 - 34	15,786	26.0
35 - 44	17,290	28.4
45 - 54	13,726	22.6
55 - 64	8,011	13.2
65+	2,573	4.2
Educational Attainment		
None	50	0.1
Primary and below	1,074	1.8
Middle School	2,530	4.2
High School	19,083	31.4
Post Secondary	15,601	25.6
College / University	22,094	36.3
Other	112	0.2
Not Stated	283	0.5

Note: Due to rounding, there may be minor variations in totals or sums.

Sex and age

In Fall 2024, males constituted 51.4 percent of the labour force, while females accounted for the remaining 48.6 percent. In terms of age distribution, the labour force was mainly composed of individuals aged 35 to 44 (28.4%), followed by those aged 25 to 34 (26.0%) and individuals aged 45 to 54 (22.6%) (see Table 8).

Status

The labour force distribution by nationality status showed that 37.0 percent were Caymanians, 54.9 percent were non-Caymanians, and 8.1 percent were PR-WRW (see Table 8).

Labour Force Participation Rate

Table 9 shows the sex distribution of the labour force participation rate across various demographic attributes, specifically nationality status, age, and education. The total labour force participation rate (LFPR) was recorded at 80.8 percent (see Table 9). Non-Caymanians had the highest labour force participation rates at 90.9 percent. Permanent residents WRW closely followed with a participation rate of 89.8 percent. This outcome aligns with expectations, considering the work permit-oriented immigration system. Contrastingly, Caymanians had the lowest LFPR at 68.1 percent.

Analysis by educational attainment levels revealed that Primary and below had the lowest participation rate of 41.6 percent whilst post-secondary had the highest participation rate of 88.4 percent.

A review of age-specific LFPRs revealed that people aged 35 - 44 were the most likely to be employed or seeking work. The second highest age-specific LFPR was among people aged 25 to 34, whilst the age group 65+ had the lowest LFPR of 34.0 percent. The low participation rate among the elderly aligns with expectations given retirement age. Further analysis by sex revealed that males had an LFPR of 83.3 percent compared to females with an LFPR of 78.3 percent. Males had consistently higher LFPR across all age groups than females.

Table 9: Labour Force Participation Rate by Selected Characteristics, Fall 2024

Selected Characteristics	Total	Male	Female
	%	%	%
Total	80.8	83.3	78.3
Status			
Caymanian	68.1	70.7	65.4
Permanent Residents WRW	89.8	91.7	88.2
Non-Caymanian	90.9	93.0	88.7
Age			
15 - 24	43.4	46.0	40.5
25 - 34	93.0	93.8	92.3
35 - 44	95.7	97.7	93.6
45 - 54	92.3	96.0	88.5
55 - 64	81.0	83.0	78.9
65+	34.0	38.7	29.9
Educational Attainment			
None	55.0	55.0	-
Primary and below	41.6	38.7	44.3
Middle School	70.4	68.7	71.8
High School	75.3	78.6	71.8
Post Secondary	88.4	91.1	85.2
College / University	86.6	89.5	84.3
Other (Not specified)	84.5	70.9	100.0
DK/NS	66.3	70.3	59.4

4.3 EMPLOYED

The term "employed" includes individuals in the labour force who worked for compensation, profit, or family benefit for a minimum of one hour during the reference week, 22nd September to 28th September 2024. Additionally, individuals who held a job but did not work during the reference week were also classified as employed, recognising their temporary absence. A total of 59,393 persons were employed in Fall 2024 (see Table 10).

Table 10: Employed Persons by Selected Characteristics, Fall 2024

Selected Characteristics	Employed Persons	
	#	% Distribution
Total	59,393	100
Sex		
Male	30,685	51.7
Female	28,708	48.3
Status		
Caymanian	21,487	36.2
PR WRW	4,720	7.9
Non-Caymanian	33,186	55.9
Age Group*		
15 - 24	3,021	5.1
25 - 34	15,373	25.9
35 - 44	17,070	28.7
45 - 54	13,509	22.7
55 - 64	7,847	13.2
65+	2,573	4.3
Educational Attainment		
None	50	0.1
Primary and below	1,051	1.8
Middle School	2,466	4.2
High School	18,242	30.7
Post Secondary	15,413	26.0
College / University	21,797	36.7
Other	112	0.2
DK/NS	263	0.4

Note: Due to rounding, there may be minor variations in totals or sums.

Sex and Age

The employed labour force had a majority of males in comparison to females, with 30,685 (51.7%) males and 28,708 (48.3%) females (see Table 10). Analysis by age group showed that persons within the age group 35- 44 made up the majority of the employed labour force (28.7%), whilst persons aged 15 - 24 and 65 years and older had the smallest shares, making up for 9.4 percent of the employed labour force collectively (see table 10).

Status

Non-Caymanians comprised the majority of the employed force, with a count of 33,186, or 55.9 percent. Caymanians followed, with a count of 21,487, or 36.2 percent. PR WRW accounted for the smallest share of the employed labour force, with 4,720 persons or 7.9 percent (see Table 10).

Employment Status

Most of the employed labour force (91.2%) “worked for someone”. By sex, more females (93.7%) are employees than males (88.8%). A total of 4,929, or 8.3 percent of the employed labour force, are self-employed; this includes self-employed persons with no employees (see Table 11). By status, more Caymanians were business owners (18.3%) in comparison to PR WRW (8.3%) and non-Caymanians (1.9%) (see Table 12).

Table 11: Employed Persons by Employment Status and Sex, Fall 2024

Employment Status	Total		Male		Female		Sex Distribution	
	#	%	#	%	#	%	Male	Female
Total	59,393	100	30,685	100	28,708	100	51.7	48.3
Employee (work for someone)	54,141	91.2	27,238	88.8	26,902	93.7	50.3	49.7
Self-employed with NO employees	2,120	3.6	1,370	4.5	749	2.6	64.7	35.3
Self-employed with employees	2,809	4.7	1,917	6.2	892	3.1	68.2	31.8
DK/NS	304	0.5	160	0.5	144	0.5	52.5	47.5

Table 12: Employed Persons by Employment Status and Status, Fall 2024

Employment Status	Total		Caymanian		PR WRW		Non-Caymanian		Status Distribution		
	#	%	#	%	#	%	#	%	Caymanian	PR WRW	Non-Caymanian
Total	59,393	100	21,487	100	4,720	100	33,186	100	36.2	7.9	55.9
Employee (work for someone)	54,141	91.2	17,441	81.2	4,301	91.1	32,399	97.6	32.2	7.9	59.8
Self-employed with NO employees	2,120	3.6	1,561	7.3	209	4.4	349	1.1	73.7	9.9	16.5
Self-employed with employees	2,809	4.7	2,362	11.0	186	3.9	260	0.8	84.1	6.6	9.3
DK/NS	304	0.5	103	0.5	23	0.5	178	0.5	33.8	7.7	58.5

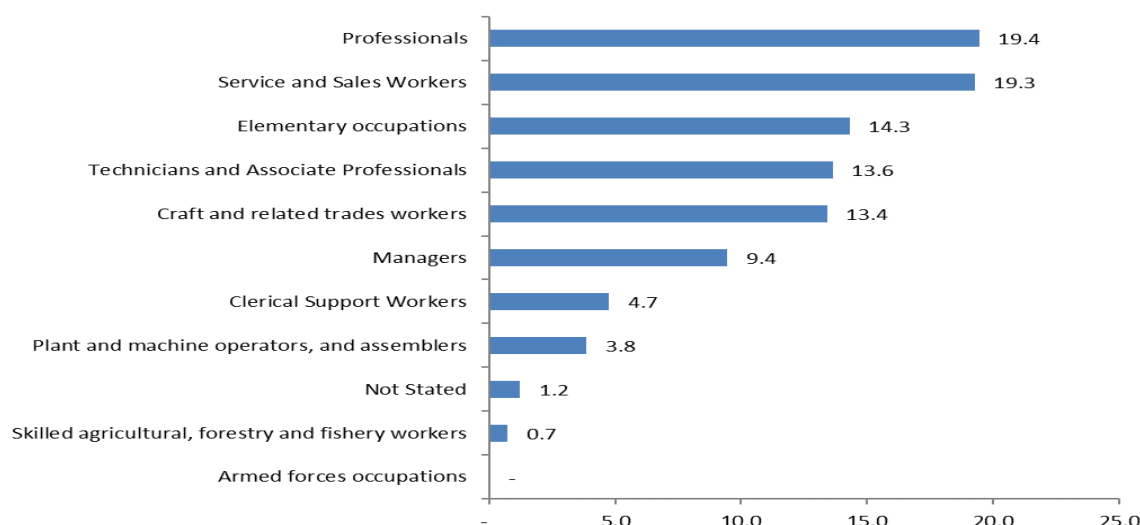
Occupation

The top five occupations, accounting for 80.0 percent of the population, are professionals (19.4%), service and sales workers (19.3%), elementary occupations (14.3%), technicians and associate professionals (13.6%) and craft and related trades workers (13.4%) (see figure 2).

Further analysis by sex revealed that a higher percentage of males are occupied as managers (9.3%), skilled agricultural, forestry and fishery workers (1.3%), craft and trade-related workers (24.5%) and plant and machine operators, and assemblers (6.8%). Females are mostly occupied as professionals (21.9%), technicians and associate professionals (14.4%), clerical support workers (7.1%), service and sales workers (25.1%) and elementary occupations (18.4%) (see Appendix Table 3.36).

Amongst the employed labour force, a larger share of Caymanians were in the following occupations: managers (16.3%), technicians and associate professionals (20.4%) and clerical support workers (8.8%). In comparison, non-Caymanians are most prominent among service and sales workers (23.3%), elementary occupations (20.0%) and professionals (18.7%). Amongst PR WRW, the top three occupations are professionals (25.6%), service and sales workers (19.7%), and technical and associate professionals (13.8%) (see Appendix table 3.37).

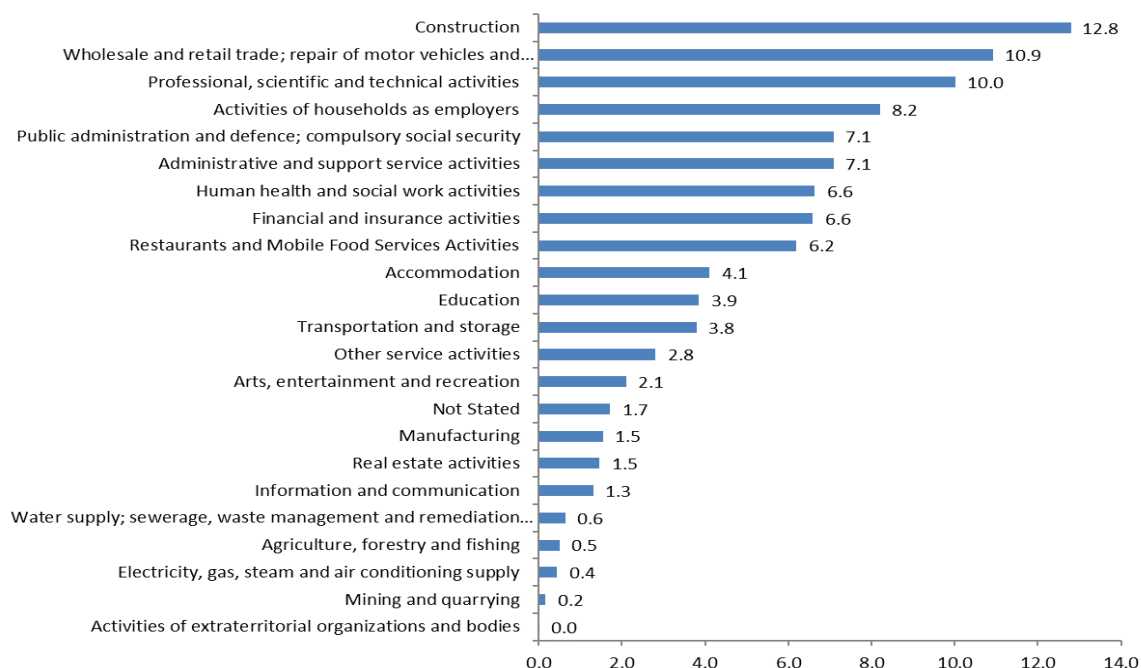
Figure 2: Employment by Occupation Percentage Distribution, Fall 2024



Industry

The top six industries accounted for 56.1 percent of the employed labour force. These industries were construction (12.8%), wholesale and retail trade (10.9%), professional, scientific, and technical activities (10.0%), activities of households as employers (8.2%), public administration and defence, compulsory social security (7.1%), and administrative and support service activities (7.1%) (see Figure 3).

Figure 3: Employment by Industry Percentage Distribution, Fall 2024



Hours of Work

The number of hours worked is defined as the number of hours worked by the respondent at his/her job (s) during the reference period from 22nd September to 28th September 2024. This includes all hours spent on work activities and overtime but excludes vacation, sick, public holidays, and other paid or unpaid leave.

On average, employed persons worked 42.8 hours per week. Further analysis indicated that males worked an average of 1.5 hours more than females. Further breakdown by status revealed that Caymanians worked 41.7 hours per week, while Permanent Residents WRW and non-Caymanians averaged 43.3 and 43.4 hours per week, respectively (see Appendix Tables 3.40 and 3.41).

Earnings from Main Job

Over half of the employed population (69.7%) earned at least CI\$2,400 monthly (see Report Tables 13 and 14). A higher share of employed males made CI\$2,400 or more (75.4%) compared to employed females (63.5%). By status, 85.1% of Caymanians made CI\$2,400 or more compared to Permanent Residents WRW (84.2%). Amongst non-Caymanians, the majority (57.6%) made CI\$2,400 or more.

Table 13: Employed Persons by Monthly Income and Sex, Fall 2024

Income	Total		Male		Female		Sex Distribution	
	#	%	#	%	#	%	Male	Female
Total	59,393	100	30,685	100	28,708	100	51.7	48.3
\$ 0 - \$ 2399	18,007	30.3	7,542	24.6	10,465	36.5	41.9	58.1
\$ 2400- \$ 4799	19,230	32.4	11,298	36.8	7,932	27.6	58.8	41.2
\$ 4800 - \$ 7199	10,106	17.0	4,999	16.3	5,107	17.8	49.5	50.5
\$ 7200 - \$ 9599	4,272	7.2	2,459	8.0	1,812	6.3	57.6	42.4
\$ 9600 - \$ 11999	2,304	3.9	1,150	3.7	1,154	4.0	49.9	50.1
\$12000 - \$ 14399	1,528	2.6	818	2.7	710	2.5	53.5	46.5
\$ 14400 - \$ 16799	886	1.5	584	1.9	302	1.1	65.9	34.1
\$ 16800 +	1,459	2.5	1,059	3.5	400	1.4	72.6	27.4
DK/NS	1,601	2.7	775	2.5	826	2.9	48.4	51.6

Note: See Appendix Table 3.34 for expanded income brackets

Table 14: Employed Persons by Monthly Income and Status, Spring 2024

Income	Total		Caymanian		PR WRW		Non-Caymanian		Status Distribution		
	#	%	#	%	#	%	#	%	Caymanian	PR WRW	Non-Caymanian
Total	59,393	100	21,487	100	4,720	100	33,186	100	36.2	7.9	55.9
\$ 0 - \$ 2399	18,007	30.3	3,205	14.9	744	15.8	14,059	42.4	17.8	4.1	78.1
\$ 2400 - \$ 4799	19,230	32.4	7,498	34.9	1,674	35.5	10,058	30.3	39.0	8.7	52.3
\$ 4800 - \$ 7199	10,106	17.0	4,745	22.1	791	16.7	4,570	13.8	47.0	7.8	45.2
\$ 7200 - \$ 9599	4,272	7.2	2,178	10.1	419	8.9	1,676	5.0	51.0	9.8	39.2
\$ 9600 - \$ 11999	2,304	3.9	1,274	5.9	302	6.4	728	2.2	55.3	13.1	31.6
\$ 12000 - \$ 14399	1,528	2.6	740	3.4	256	5.4	533	1.6	48.4	16.7	34.9
\$ 14400 - \$ 16799	886	1.5	493	2.3	163	3.4	231	0.7	55.6	18.4	26.0
\$ 16800 +	1,459	2.5	575	2.7	233	4.9	652	2.0	39.4	15.9	44.7
DK/NS	1,601	2.7	781	3.6	140	3.0	681	2.1	48.7	8.7	42.5

Note: See Appendix Table 3.36 for expanded income brackets

Employment by the size of business

The vast majority of the employed labour force worked in large businesses with 50 or more employees (30.8%) and in micro-business with one to five employees (27.0%). Employment in large enterprises remained consistent among Caymanians (39.9%) and Permanent Residents WRW (36.5%) (see Table 15b). In contrast, most non-Caymanians (24.2%) worked in micro-businesses. By sex, most males worked in large businesses (31.8%), whilst most females worked in micro-businesses (32.2%) (see Table 15a).

Table 15a: Employed Persons by Size of Organization and Sex, Fall 2024

No. of Employees	Total		Male		Female		Sex Distribution	
	#	%	#	%	#	%	Male	Female
Total	59,393	100	30,685	100	28,708	100	51.7	48.3
1 - 5	16,042	27.0	6,703	21.8	9,339	32.5	41.8	58.2
6 - 10	8,487	14.3	5,094	16.6	3,393	11.8	60.0	40.0
11 - 24	9,020	15.2	5,433	17.7	3,586	12.5	60.2	39.8
25 - 49	6,503	10.9	3,130	10.2	3,374	11.8	48.1	51.9
50 +	18,309	30.8	9,699	31.6	8,610	30.0	53.0	47.0
DK/NS	1,032	1.7	626	2.0	406	1.4	60.6	39.4

Table 15b: Employed Persons by Size of Organization and Status, Fall 2024

No. of Employees	Total		Caymanian		PR WRW		Non-Caymanian		Status Distribution		
	#	%	#	%	#	%	#	%	Caymanian	PR WRW	Non-Caymanian
Total	59,393	100	21,487	100	4,720	100	33,186	100	36.2	7.9	55.9
1 - 5	16,042	27.0	4,869	22.7	1,232	26.1	9,941	30.0	30.3	7.7	62.0
6 - 10	8,487	14.3	2,424	11.3	651	13.8	5,412	16.3	28.6	7.7	63.8
11 - 24	9,020	15.2	2,938	13.7	628	13.3	5,454	16.4	32.6	7.0	60.5
25 - 49	6,503	10.9	2,321	10.8	442	9.4	3,740	11.3	35.7	6.8	57.5
50 +	18,309	30.8	8,566	39.9	1,721	36.5	8,023	24.2	46.8	9.4	43.8
DK/NS	1,032	1.7	370	1.7	47	1.0	616	1.9	35.8	4.5	59.7

Training

A total of 15,731 (26.5%) employed persons stated that they had received educational training. A larger share of employed females received training (28.5%) than employed males (24.6%). By status, Permanent Residents WRW (33.5%) had the highest percentage of persons who completed educational training, followed by Caymanians (31.9%) and non-Caymanians (22.0%). (See Appendix Table 3.8). Regarding occupation-related training, the majority of employed persons (72.1%) stated that they had received it (see Appendix Table 3.8).

Most employed persons (65.3%) had not received personal development training. Further breakdown by status showed that amongst those who had completed personal development training, the most prominent training program was the Certified First Aid training, with 19.0 percent of Caymanians, 19.2 percent of non-Caymanians, and 17.5 percent of Permanent Residents WRW completing this training program (see Appendix Table 3.17).

Promotion at current job

Most employed labour force had not received a promotion at their current job (75.5%) (see Appendix Table 3.18). The most common response for not receiving a promotion was “no opportunity for promotion” (59.3%). This trend persisted among Caymanians (56.1%), Permanent Residents WRW (61.9%), and non-Caymanians (60.5%). Similarly, by sex, “no opportunity for promotion” was the most common reason among males (57.9%) and females (60.7%) (see Appendix Table 3.23).

Among those who received a promotion at their current job (23.2%), the majority (77.8%) received their most recent promotion within the last four years. By status, 90.4 of non-Caymanians received their promotion within the previous four years, followed by Permanent residents WRW (87.0%) and Caymanians (67.7%) (see Appendix Table 3.20).

Most persons indicated receiving more responsibilities and higher pay with their promotion (80.4%). By sex, 79.9 percent of females and 80.8 percent of males received both more responsibilities and higher pay (see Appendix Table 3.21). Further analysis by status shows that 78.7 percent of Permanent Residents WRW, 81.2 percent of Caymanians and 79.7 percent of non-Caymanians also responded “more responsibilities and higher pay (see Appendix Tables 3.22).

4.3.1 UNDEREMPLOYED

Underemployment occurs when workers who could (and would like to) work for a full week can only find part-time work. It can also occur when workers take on employment that does not utilise all their skills and education. As a result, two different measures of underemployment have been utilised: the time measure and the skills and education measure.

The underemployed accounted for 13.3 percent of the employed in Fall 2024 (see Table 16). This combines a time-based measure of 7.4 percent (a count of persons working less than 30 hours and willing and able to work more) and a skills-based measure of 6.6 percent (overqualified for their current job and searching for a better job matching their education and experience). The time-based measure is higher than previous Labour force surveys due to a natural disaster during the reference week. This caused hours worked to decline and therefore classified more persons as underemployed.

By status, the underemployment rate was highest for non-Caymanians (16.8%), followed by Permanent Residents WRW (9.4%) and Caymanians (8.9%). By sex, females had a higher rate of underemployment (14.3%) than males (12.4%) (see Table 16).

Further breakdown by age group and level of education revealed that underemployment was most prevalent amongst persons aged 15 – 24 (15.6%) and persons with primary and below education (24.7%) (see Table 16).

Table 16: Underemployment Rate by Selected Characteristics, Fall 2024

Selected Characteristics	Employed	Underemployment*			Underemployment Rate
		Total	Time Related	Skills Related	
	#	#	#	#	%
Total	59,393	7,923	4,403	3,916	13.3
Sex					
Male	30,685	3,817	2,281	1,685	12.4
Female	28,708	4,105	2,123	2,231	14.3
Status					
Caymanian	21,487	1,910	1,109	842	8.9
PR WRW	4,720	442	140	302	9.4
Non Caymanian	33,186	5,570	3,154	2,772	16.8
Age					
15 - 24	3,021	472	322	201	15.6
25 - 34	15,373	2,290	1,282	1,186	14.9
35 - 44	17,070	2,501	1,192	1,368	14.7
45 - 54	13,509	1,570	806	874	11.6
55 - 64	7,847	769	552	218	9.8
65+	2,573	320	249	71	12.4
Educational Attainment					
None	50	-	-	-	-
Primary and below	1,051	260	230	30	24.7
Middle	2,466	281	251	30	11.4
High	18,242	2,392	1,540	902	13.1
Post Secondary	15,413	2,263	1,257	1,183	14.7
College / University	21,797	2,618	1,036	1,751	12.0
Other	112	-	-	-	-
Not Stated	263	109	89	21	41.7

*Underemployment combines two measures: Time (working less than 30 hrs weekly would work more hours if available) & Education, experience (over quality for the current job and looking for a better matching job with skillset)

NB: The total will not sum as 396 persons are underemployed in both time and skills at the same time. However, the total is only the unique person (counted only once).

Most employed persons (78.0%) felt their qualifications matched their current post (see Appendix Tables 4.24 and 4.25). This trend remained consistent by status and sex. More

males (52.6%) felt that their qualifications exactly matched their current post than females (47.4%) (see Appendix Table 4.24).

In terms of education, training and experience, the majority of persons felt that their education, training and experience is exactly related to their current job (61.0%). Further disaggregation by status also reveals that “exactly related” was the top response across all nationality statuses, most notably permanent residents WRW (70.4%) and Caymanians (60.4%) (see Appendix Table 4.29). By sex, 63.9 percent of males felt their education, training and experience was exactly related in comparison to females (57.9%) (see Appendix Table 4.28).

Persons who did not feel like their education, training, and experience were exactly related to their current job were asked to indicate whether or not they would prefer a job more related to their current education, training, and experience. A total of 9,004 persons answered affirmatively to this question. Despite this, only 29.6 percent of those persons were actively seeking a job. Among Caymanians, 28.5 percent were seeking a better matching job.

	Total		Yes		No	
	#	%	#	%	#	%
Total	9,004	100.0	2,669	29.6	6,335	70.4
Sex						
Male	4,190	100.0	1,074	25.6	3,116	74.4
Female	4,814	100.0	1,595	33.1	3,219	66.9
Status						
Caymanian	2,527	100.0	719	28.5	1,808	71.5
PR WRW	581	100.0	209	36.0	372	64.0
Non Caymanian	5,896	100.0	1,741	29.5	4,155	70.5
Age						
15 - 24	602	100.0	351	58.3	251	41.7
25 - 34	2,862	100.0	962	33.6	1,900	66.4
35 - 44	2,633	100.0	716	27.2	1,917	72.8
45 - 54	1,985	100.0	445	22.4	1,540	77.6
55 - 64	739	100.0	174	23.5	565	76.5
65+	182	100.0	21	11.3	162	88.7

4.4 UNEMPLOYED

The unemployed labour force had a count of 1,435, which yielded an unemployment rate of 2.4 percent (see Table 17a). The unemployed labour force mainly consisted of persons aged 25 to 34 (413 persons), accounting for 28.8 percent of the total unemployed. Regarding sex, a higher percentage of females (59.7%) were unemployed than males (40.3%). Additionally, the count of unemployed Caymanians reached 1,048, with an unemployment rate of 4.6 percent.

Table 17a: Unemployed Persons by Selected Characteristics, Fall 2024

Selected Characteristics	Unemployed Persons		Unemployment Rate**
	#	% Distribution	%
Total	1,435	100.0	2.4
Sex			
Male	578	40.3	1.8
Female	856	59.7	2.9
Status			
Caymanian	1,048	73.0	4.6
PR WRW	186	13.0	3.8
Non-Caymanian	201	14.0	0.6
Age Group			
15 - 24	420	29.3	12.2
25 - 34	413	28.8	2.6
35 - 44	220	15.4	1.3
45 - 54	217	15.1	1.6
55 - 64	164	11.5	2.1
Educational Attainment			
Primary and below	23	1.6	2.2
Middle School	64	4.5	2.5
High School	842	58.7	4.4
Post Secondary	188	13.1	1.2
College / University	297	20.7	1.3
Not Stated

Note: Due to rounding, there may be minor variations in totals or sums.

$$** \text{ Unemployment Rate} = \frac{\text{Number of Unemployed}}{\text{Labour Force}} \times 100$$

Table 17b: Unemployment Rates (%) by Selected Characteristics and Status, Fall 2024

Selected Characteristics	Total	Caymanian	PR WRW	Non Caymanian
Total	2.4	4.6	3.8	0.6
Sex				
Male	1.8	4.1	2.0	0.3
Female	2.9	5.2	5.4	0.9
Age*				
15 - 24	12.2	18.1	-	2.4
25 - 34	2.6	5.9	10.0	0.5
35 - 44	1.3	1.5	3.4	0.8
45 - 54	1.6	3.1	2.2	0.4
55 - 64	2.1	3.9	-	-
Educational Attainment				
Primary and below	2.2	-	16.7	-
Middle School	2.5	5.3	11.1	-
High School	4.4	8.5	7.5	0.3
Post Secondary	1.2	2.9	2.0	-
College / University	1.3	1.5	1.1	1.3
Not Stated	7.3	25.0	-	-

Note: Due to rounding, there may be minor variations in totals or sums.

$$** \text{ Unemployment Rate} = \frac{\text{Number of Unemployed}}{\text{Labour Force}} \times 100$$

Sex, age, and status

Unemployment by sex reveals that males had an unemployment rate of 1.8 percent, while females experienced a higher rate of 2.9 percent. An analysis of age-specific unemployment rates shows that persons aged 15 to 24 (12.2%) were more likely to be unemployed, while those aged 35 to 44 (1.3%) were least likely to experience unemployment. Further disaggregation by status shows that Caymanians and PR WRW had the top unemployment rates of 4.6 and 3.8 percent, respectively. Meanwhile, non-Caymanians had the lowest rate, 0.6 percent (see Table 17b).

Educational attainment

Table 17b shows that Caymanians whose highest level of education was high school were most likely to be unemployed (8.5%). Caymanians with middle school (5.3%) and post-secondary education (2.9%) followed. Caymanians with college/ university education were least likely to be unemployed (1.5%)

Among Permanent Residents WRW, the highest unemployment rate was amongst those with primary and below education (16.7%) and middle school education (11.1%). Persons with college/university education were the least likely (1.1%) to be unemployed amongst Permanent Residents WRW.

Non-Caymanians had unemployment rates of 1.3 percent for persons with college/ university education and 0.3 percent for persons with high school education.

Reasons for not having work

Most unemployed persons (56.3%) reported “no work available” as the main reason for not working. This reason was frequently cited by males (71.1%) and females (46.2%). This trend was consistent among unemployed Caymanians (56.9%), unemployed PR-WRW (50.0%) and unemployed non-Caymanians (59.0%) (see Appendix Tables 5.8 and 5.9).

Job search

When asked about the various methods employed to search for jobs (a multiple-response question), the most common responses among unemployed persons were “send out resumes” (60.6%) and “check websites” (45.2%). Regarding job search, the top preferred methods used were sending a resume (59.9%), registering with workforce opportunities & residency (44.8%) and checking websites (44.1%). Among Caymanians, it was sending a resume (60.8%), registering with workforce opportunities & residency (56.9%) and contacting an employer (43.1%) (see Appendix Tables 5.14 and 5.15).

Prior work and period without work

The majority (63.0%) of the unemployed stated that they had previous jobs; of these, 60.4 percent have been without work for more than one year (see Appendix Tables 5.16 and 5.18). This trend was seen among Caymanians (63.2%) and non-Caymanians (100%) (see Appendix Tables 5.16 and 5.17).

Training

A total of 718 (50.0%) unemployed persons reported being trained for a specific occupation. Further examination by status shows that occupational training was most common among Permanent Residents WRW (87.5%). Meanwhile, smaller portions of Caymanians (45.1%) and non-Caymanians (41.0%) were trained (see Appendix Table 5.36). In terms of educational training, Caymanians (25.5%) and females (21.9%) had the highest percentage of persons who received training (see Appendix Table 5.35).

When asked if they had completed any personal development training, 67.8 percent of unemployed persons responded that they had not completed any. Examination by sex shows that a higher percentage of males (62.2%) had not completed any personal development training in comparison to females (75.3%) (see Appendix Table 5.43). Amongst unemployed persons who completed personal development training, Certified First aid training was the most common response (10.7%) (see Appendix Tables 5.43 and 5.44).

4.5 PERSONS NOT IN THE LABOUR FORCE

Those who were of working age (15 years and older) and not working, not available to work, or did not seek work during the reference week were classified as not being in the labour force. A total of 14,479 persons were not in the labour force, most of whom were Caymanians (73.1%). Females accounted for 56.6 percent of the persons not in the labour force. Most persons outside the labour force were 65 years and older (34.5%), closely followed by those aged 15 to 24 (31.0%). The proportion of persons not in the labour force varied by educational attainment, ranging from 0.3 percent among individuals with “no education” to 43.2 percent for “high school” (see Table 18).

Table 18: Persons not in the Labour Force by Selected Characteristics, Fall 2024

Selected Characteristics	Total	
	#	%
Total	14,479	100.0
Sex		
Male	6,289	43.4
Female	8,191	56.6
Status		
Caymanian	10,579	73.1
PR WRW	558	3.9
Non-Caymanian	3,342	23.1
Age		
15 - 24	4,487	31.0
25 - 34	1,191	8.2
35 - 44	774	5.3
45 - 54	1,152	8.0
55 - 64	1,880	13.0
65+	4,997	34.5
Educational Attainment		
None	41	0.3
Primary and below	1,508	10.4
Middle School	1,063	7.3
High School	6,251	43.2
Post Secondary	2,046	14.1
College / University	3,405	23.5
Not Stated	144	1.0

Table 19: Percent of Persons Not in the Labour Force by Selected Characteristics and Main Reasons for Not Working, Fall 2024

Selected Characteristics	Total	Home / family duties	Student / In training	Retired / Elderly	Temporary Illness / Injury	Infirmary / Disabled	Other	DK/NS
Total	100.0	12.3	32.8	37.3	4.0	4.0	5.2	4.4
Sex								
Male	100.0	4.8	37.9	36.1	4.2	5.6	5.6	5.8
Female	100.0	18.1	28.9	38.2	3.9	2.8	4.9	3.3
Status								
Caymanian	100.0	6.6	30.7	45.0	5.2	5.4	3.3	3.7
Permanent Res.	100.0	25.8	30.6	27.4	-	-	11.3	4.8
Non-Caymanian	100.0	28.9	43.4	9.6	1.2	-	9.6	7.2
Age								
15 - 24	100.0	0.5	93.1	-	-	0.9	0.9	4.5
25 - 34	100.0	27.7	42.4	-	3.5	3.5	18.0	5.0
35 - 44	100.0	50.3	9.1	-	5.3	8.0	17.5	9.8
45 - 54	100.0	39.6	-	13.7	18.6	7.1	14.8	6.1
55 - 64	100.0	16.8	-	51.2	12.0	7.6	7.8	4.5
65+	100.0	5.4	-	85.6	1.2	4.1	0.8	2.9

Reasons for not having work

When asked the reasons for not working, the majority of persons not in the labour force stated that they were “retired/elderly” (37.3%) or “student/in training” (32.8%). These were also the leading reasons reported by sex; however, among non-Caymanians, the top reasons were “student/in training” (43.4%) and “home/family duties” (28.9%).

4.5.1 POTENTIAL LABOUR FORCE

Based on the ILO definition, the potential labour force consists of all working-age persons (15 years and older) who, during the reference week, were neither employed nor unemployed and were either classified as unavailable jobseekers or available potential jobseekers. *Unavailable jobseekers* are persons who carried out activities to 'seek employment' and were not 'currently available' but would become available within a subsequent short period. *Available potential jobseekers* are persons who did not carry out activities to 'seek employment' but wanted employment and were 'currently available.'

Of the 13,616 persons not in the labour force, 858 constituted the potential labour force. The majority of these persons were Caymanian (67.0%), female (67.1%), aged 55 to 64 (32.9%), and had a high school education (37.7%) (see Appendix Table 6.30).

5. OTHER FINDINGS

5.1 HOUSING CHARACTERISTICS

Most of the households (53.6%) occupied rented dwelling units, while 43.9 percent owned their own homes (see Table 20). The majority of households stated that they had cell phones (98.2%), air conditioning (95.1%) and internet connectivity (94.6%). A small percentage of households had domestic helpers (7.3%) or possessed landline telephones (14.5%). The total number of households was estimated at 38,377 based on post-survey results.¹

Table 20: Percent of Households by Selected Characteristics, Fall 2024

Total Households	38,377
Owned Households	43.9
Rented Households	53.6
With Domestic Helpers	7.3
With Landlines	14.5
With Cell Phones	98.2
With Internet Connectivity	94.6
With Computer/Laptops	68.3
With Tablets/E-Readers	47.2
With Cable/Satellite	34.7
With Internet TV	66.5
With Air Condition	95.1
With Housing Structure Insurance	45.1

Ownership of Dwelling Units

This round of the LFS captured data on Households by Ownership of the Dwelling by a Household Member (see Appendix Table 7.5). Most of the dwellings, 91.4 percent were owned by a household member. However, 7.0 percent were not owned by a household member.

A look at the status of the ownership of households (see Appendix Table 7.6) indicated that 73.5 percent of the 38,377 dwelling units were owned by Caymanians. Non-Caymanians owned 9.8 percent of these dwelling units. Combined ownership of a dwelling unit, that is, by Caymanians and non-Caymanians, accounted for 1.4 percent.

¹ The total number of households was estimated based on the estimated population by district divided by the average household size by district. This method was adopted in view of the lack of a fully-updated Household Register.

Estimated Rent and Mortgage

The total estimated mean actual rent paid by a tenant was \$4,062, while the median was \$3,200 (see Appendix Table 7.7). The district of West Bay recorded the highest figures, with a mean actual rent of \$5,201. The Sister Islands had the lowest estimates, with an average rent of \$1,822 and a median rent of \$1,800.

The total estimated mean mortgage payment was \$2,277, while the median was \$2,000 (see Appendix Table 7.8). The district of West Bay recorded the highest figures, approximately \$2,423 and \$1,800, respectively. Sister Islands had the lowest estimates, with an average rent of \$1,467 and a median mortgage payment of \$1,460.

Households with or without Insurance

The Fall 2024 LFS examined households with or without housing structure insurance and content insurance. The majority of households (45.1%) had housing structure insurance, while 16.6 percent had content insurance. (See Appendix Table 7.11). Approximately 31.3 percent of those households with housing structure insurance had an evaluation done within the past year (see Appendix Table 7.12).

APPENDIX TABLES

SECTION 1: POPULATION

Table 1.1: Population Estimates by District and Sex, Fall 2024

District	Total		Male		Female		Sex Distribution	
	#	%	#	%	#	%	Male	Female
Total	88,833	100.0	44,063	100.0	44,771	100.0	49.6	50.4
George Town	43,220	48.7	21,657	49.2	21,563	48.2	50.1	49.9
West Bay	19,636	22.1	9,731	22.1	9,905	22.1	49.6	50.4
Bodden Town	17,648	19.9	8,578	19.5	9,070	20.3	48.6	51.4
North Side	2,381	2.7	1,267	2.9	1,114	2.5	53.2	46.8
East End	2,487	2.8	1,139	2.6	1,349	3.0	45.8	54.2
Sister Islands	3,462	3.9	1,691	3.8	1,771	4.0	48.8	51.2

Table 1.2: Population Estimates by District and Status, Fall 2024

District	Total		Caymanian		Permanent Res.		Non Caymanian		Status Distribution		
	#	%	#	%	#	%	#	%	Caymanian	Permanent Resident	Non Caymanian
Total	88,833	100.0	40,633	100.0	8,184	100.0	40,016	100.0	45.7	9.2	45.0
George Town	43,220	48.7	15,201	37.4	4,115	50.3	23,903	59.7	35.2	9.5	55.3
West Bay	19,636	22.1	9,881	24.3	2,558	31.3	7,198	18.0	50.3	13.0	36.7
Bodden Town	17,648	19.9	11,401	28.1	1,093	13.4	5,154	12.9	64.6	6.2	29.2
North Side	2,381	2.7	1,520	3.7	209	2.6	652	1.6	63.8	8.8	27.4
East End	2,487	2.8	801	2.0	116	1.4	1,570	3.9	32.2	4.7	63.1
Sister Islands	3,462	3.9	1,828	4.5	93	1.1	1,540	3.8	52.8	2.7	44.5

Table 1.3: Population Estimates by Status and Sex, Fall 2024

Status	Total		Male		Female		Sex Distribution	
	#	%	#	%	#	%	Male	Female
Total	88,833	100.0	44,063	100.0	44,771	100.0	49.6	50.4
Caymanian	40,633	45.7	20,275	46.0	20,358	45.5	49.9	50.1
Permanent Res.	8,184	9.2	3,883	8.8	4,301	9.6	47.4	52.6
Non Caymanian	40,016	45.0	19,905	45.2	20,112	44.9	49.7	50.3

Table 1.4: Population Estimates by Age Groups and Sex, Fall 2024

Age Group	Total		Male		Female		Sex Distribution	
	#	%	#	%	#	%	Male	Female
Total	88,833	100.0	44,063	100.0	44,771	100.0	49.6	50.4
0 - 14	13,526	15.2	6,511	14.8	7,015	15.7	48.1	51.9
15 - 24	7,928	8.9	4,157	9.4	3,771	8.4	52.4	47.6
25 - 34	16,977	19.1	7,962	18.1	9,015	20.1	46.9	53.1
35 - 44	18,064	20.3	9,420	21.4	8,644	19.3	52.1	47.9
45 - 54	14,878	16.7	7,430	16.9	7,447	16.6	49.9	50.1
55 - 64	9,891	11.1	5,029	11.4	4,862	10.9	50.8	49.2
65+	7,570	8.5	3,554	8.1	4,016	9.0	47.0	53.0

Table 1.5: Population Estimates by Age Groups and Status, Fall 2024

Age Group	Total		Caymanian		Permanent Res.		Non Caymanian		Status Distribution		
	#	%	#	%	#	%	#	%	Permanent Caymanian	Permanent Resident	Non Caymanian
Total	88,833	100.0	40,633	100.0	8,184	100.0	40,016	100.0	45.7	9.2	45.0
0 - 14	13,526	15.2	7,519	18.5	884	10.8	5,124	12.8	55.6	6.5	37.9
15 - 24	7,928	8.9	5,485	13.5	488	6.0	1,955	4.9	69.2	6.2	24.7
25 - 34	16,977	19.1	4,889	12.0	1,395	17.0	10,693	26.7	28.8	8.2	63.0
35 - 44	18,064	20.3	4,376	10.8	2,581	31.5	11,107	27.8	24.2	14.3	61.5
45 - 54	14,878	16.7	5,896	14.5	1,488	18.2	7,494	18.7	39.6	10.0	50.4
55 - 64	9,891	11.1	5,834	14.4	977	11.9	3,080	7.7	59.0	9.9	31.1
65+	7,570	8.5	6,635	16.3	372	4.5	563	1.4	87.7	4.9	7.4

Table 1.6: Population Estimates by Country of Birth and Sex, Fall 2024

Countries	Total		Male		Female		Sex Distribution	
	#	%	#	%	#	%	Male	Female
Total	88,833	100.0	44,063	100.0	44,771	100.0	49.6	50.4
Cayman Islands	28,563	32.2	14,002	31.8	14,562	32.5	49.0	51.0
Jamaica	23,095	26.0	11,545	26.2	11,550	25.8	50.0	50.0
USA	3,172	3.6	1,472	3.3	1,699	3.8	46.4	53.6
UK	4,088	4.6	2,089	4.7	1,999	4.5	51.1	48.9
Philippines	8,032	9.0	4,108	9.3	3,924	8.8	51.1	48.9
Honduras	2,924	3.3	867	2.0	2,057	4.6	29.7	70.3
Canada	3,335	3.8	1,766	4.0	1,568	3.5	53.0	47.0
Cuba	1,350	1.5	672	1.5	677	1.5	49.8	50.2
Other Caribbean	2,436	2.7	1,200	2.7	1,236	2.8	49.3	50.7
Rest of the world	11,629	13.1	6,231	14.1	5,397	12.1	53.6	46.4
DK/NS	210	0.2	109	0.2	100	0.2	52.2	47.8

Table 1.7: Population Estimates by Country of Birth and Status, Fall 2024

Countries	Total		Caymanian		Permanent Res.		Non Caymanian		Status Distribution		
	#	%	#	%	#	%	#	%	Caymanian	Permanent Resident	Non Caymanian
Total	88,833	100.0	40,633	100.0	8,184	100.0	40,016	100.0	45.7	9.2	45.0
Cayman Islands	28,563	32.2	25,678	63.2	605	7.4	2,281	5.7	89.9	2.1	8.0
Jamaica	23,095	26.0	5,998	14.8	2,465	30.1	14,632	36.6	26.0	10.7	63.4
USA	3,172	3.6	1,397	3.4	442	5.4	1,333	3.3	44.0	13.9	42.0
UK	4,088	4.6	1,315	3.2	581	7.1	2,192	5.5	32.2	14.2	53.6
Philippines	8,032	9.0	514	1.3	558	6.8	6,961	17.4	6.4	6.9	86.7
Honduras	2,924	3.3	1,520	3.7	605	7.4	800	2.0	52.0	20.7	27.3
Canada	3,335	3.8	883	2.2	674	8.2	1,777	4.4	26.5	20.2	53.3
Cuba	1,350	1.5	698	1.7	326	4.0	326	0.8	51.7	24.1	24.1
Other Caribbean	2,436	2.7	883	2.2	279	3.4	1,274	3.2	36.3	11.5	52.3
Rest of the world	11,629	13.1	1,684	4.1	1,651	20.2	8,294	20.7	14.5	14.2	71.3
DK/NS	210	0.2	62	0.2	-	-	148	0.4	29.4	-	70.6

Table 1.8: Population Estimates by Year of Arrival and Sex, Fall 2024

Year of Arrival	Total		Male		Female		Sex Distribution	
	#	%	#	%	#	%	Male	Female
Total	60,270	100.0	30,061	100.0	30,209	100.0	49.9	50.1
Before 1980	2,295	3.8	1,217	4.0	1,077	3.6	53.1	46.9
Between 1980 and 1989	2,336	3.9	1,098	3.7	1,238	4.1	47.0	53.0
Between 1990 and 1999	3,954	6.6	1,980	6.6	1,974	6.5	50.1	49.9
Between 2000 and 2009	6,222	10.3	2,822	9.4	3,400	11.3	45.4	54.6
Between 2010 and 2019	21,095	35.0	10,873	36.2	10,222	33.8	51.5	48.5
After 2019	23,125	38.4	11,424	38.0	11,701	38.7	49.4	50.6
DK/NS	1,243	2.1	647	2.2	596	2.0	52.0	48.0

Table 1.9: Population Estimates by Year of Arrival and Status, Fall 2024

Year of Arrival	Total		Caymanian		Permanent Res.		Non Caymanian		Status Distribution		
	#	%	#	%	#	%	#	%	Caymanian	Permanent Resident	Non Caymanian
Total	60,270	100.0	14,955	100.0	7,580	100.0	37,736	100.0	24.8	12.6	62.6
Before 1980	2,295	3.8	2,219	14.8	47	0.6	30	0.1	96.7	2.0	1.3
Between 1980 and 1989	2,336	3.9	2,260	15.1	47	0.6	30	0.1	96.7	2.0	1.3
Between 1990 and 1999	3,954	6.6	3,451	23.1	326	4.3	178	0.5	87.3	8.2	4.5
Between 2000 and 2009	6,222	10.3	3,841	25.7	1,256	16.6	1,126	3.0	61.7	20.2	18.1
Between 2010 and 2019	21,095	35.0	1,869	12.5	4,208	55.5	15,017	39.8	8.9	19.9	71.2
After 2019	23,125	38.4	514	3.4	1,581	20.9	21,030	55.7	2.2	6.8	90.9
DK/NS	1,243	2.1	801	5.4	116	1.5	326	0.9	64.4	9.4	26.2

Table 1.10: Working Age Population by Selected Characteristics and Sex, Fall 2024

Selected Characteristics	Total		Male		Female	
	#	%	#	%	#	%
Total	75,307	100.0	37,552	100.0	37,755	100.0
Status						
Caymanian	33,114	44.0	16,290	43.4	16,824	44.6
PR-WRW	5,464	7.3	2,511	6.7	2,953	7.8
Non-Caymanian	36,729	48.8	18,751	49.9	17,978	47.6
Age						
15 - 24	7,928	10.5	4,157	11.1	3,771	10.0
25 - 34	16,977	22.5	7,962	21.2	9,015	23.9
35 - 44	18,064	24.0	9,420	25.1	8,644	22.9
45 - 54	14,878	19.8	7,430	19.8	7,447	19.7
55 - 64	9,891	13.1	5,029	13.4	4,862	12.9
65+	7,570	10.1	3,554	9.5	4,016	10.6
Educational Attainment						
None	91	0.1	91	0.2	-	-
Primary and below	2,582	3.4	1,245	3.3	1,337	3.5
Middle	3,593	4.8	1,622	4.3	1,971	5.2
High	25,335	33.6	13,222	35.2	12,113	32.1
Post Secondary	17,647	23.4	9,538	25.4	8,109	21.5
College / University	25,499	33.9	11,493	30.6	14,006	37.1
Other	132	0.2	71	0.2
Not Stated	427	0.6	269	0.7	158	0.4

Table 1.11: Working Age Population by Selected Characteristics and Status, Fall 2024

Selected Characteristics	Total		Caymanian		PR-WRW		Non Caymanian	
	#	%	#	%	#	%	#	%
Total	75,307	100.0	33,114	100.0	5,464	100.0	36,729	100.0
Sex								
Male	37,552	49.9	16,290	49.2	2,511	46.0	18,751	51.1
Female	37,755	50.1	16,824	50.8	2,953	54.0	17,978	48.9
Age								
15 - 24	7,928	10.5	5,485	16.6	116	2.1	2,327	6.3
25 - 34	16,977	22.5	4,889	14.8	1,000	18.3	11,088	30.2
35 - 44	18,064	24.0	4,376	13.2	2,186	40.0	11,503	31.3
45 - 54	14,878	19.8	5,896	17.8	1,186	21.7	7,796	21.2
55 - 64	9,891	13.1	5,834	17.6	791	14.5	3,266	8.9
65+	7,570	10.1	6,635	20.0	186	3.4	749	2.0
Educational Attainment								
None	91	0.1	62	0.2	-	-	30	0.1
Primary and below	2,582	3.4	1,869	5.6	186	3.4	527	1.4
Middle	3,593	4.8	1,602	4.8	256	4.7	1,735	4.7
High	25,335	33.6	13,537	40.9	1,302	23.8	10,495	28.6
Post Secondary	17,647	23.4	7,087	21.4	1,325	24.3	9,235	25.1
College / University	25,499	33.9	8,710	26.3	2,395	43.8	14,395	39.2
Other	132	0.2	103	0.3	-	-	30	0.1
Not Stated	427	0.6	144	0.4	-	-	283	0.8

SECTION 2: LABOUR FORCE

Table 2.1: Persons in Labour Force by Selected Characteristics and Sex, Fall 2024

Selected Characteristics	Total		Male		Female	
	#	%	#	%	#	%
Total	60,828	100.0	31,263	100.0	29,565	100.0
Status						
Caymanian	22,535	37.0	11,524	36.9	11,011	37.2
PR-WRW	4,906	8.1	2,302	7.4	2,604	8.8
Non-Caymanian	33,387	54.9	17,437	55.8	15,950	53.9
Age						
15 - 24	3,441	5.7	1,914	6.1	1,527	5.2
25 - 34	15,786	26.0	7,467	23.9	8,320	28.1
35 - 44	17,290	28.4	9,199	29.4	8,091	27.4
45 - 54	13,726	22.6	7,134	22.8	6,591	22.3
55 - 64	8,011	13.2	4,175	13.4	3,836	13.0
65+	2,573	4.2	1,375	4.4	1,199	4.1
Educational Attainment						
None	50	0.1	50	0.2	-	-
Primary and below	1,074	1.8	483	1.5	592	2.0
Middle	2,530	4.2	1,114	3.6	1,416	4.8
High	19,083	31.4	10,393	33.2	8,691	29.4
Post Secondary	15,601	25.6	8,693	27.8	6,908	23.4
College / University	22,094	36.3	10,291	32.9	11,803	39.9
Other	112	0.2	50	0.2	62	0.2
Not Stated	283	0.5	189	0.6	94	0.3

Table 2.2: Persons in Labour Force by Selected Characteristics and Status, Fall 2024

Selected Characteristics	Total		Caymanian		PR-WRW		Non Caymanian	
	#	%	#	%	#	%	#	%
Total	60,828	100.0	22,535	100.0	4,906	100.0	33,387	100.0
Sex								
Male	31,263	51.4	11,524	51.1	2,302	46.9	17,437	52.2
Female	29,565	48.6	11,011	48.9	2,604	53.1	15,950	47.8
Age								
15 - 24	3,441	5.7	2,157	9.6	70	1.4	1,214	3.6
25 - 34	15,786	26.0	4,519	20.1	930	19.0	10,337	31.0
35 - 44	17,290	28.4	4,150	18.4	2,069	42.2	11,071	33.2
45 - 54	13,726	22.6	5,362	23.8	1,070	21.8	7,295	21.8
55 - 64	8,011	13.2	4,252	18.9	674	13.7	3,085	9.2
65+	2,573	4.2	2,095	9.3	93	1.9	385	1.2
Educational Attainment								
None	50	0.1	-	-	30	0.1
Primary and below	1,074	1.8	431	1.9	140	2.8	504	1.5
Middle	2,530	4.2	781	3.5	209	4.3	1,540	4.6
High	19,083	31.4	8,443	37.5	1,232	25.1	9,408	28.2
Post Secondary	15,601	25.6	5,629	25.0	1,186	24.2	8,786	26.3
College / University	22,094	36.3	7,067	31.4	2,139	43.6	12,888	38.6
Other	112	0.2	82	0.4	-	-	30	0.1
Not Stated	283	0.5	82	0.4	-	-	201	0.6

Table 2.3: Labour Force by Economic Activity and Sex, Fall 2024

Economic Activity	Total		Male		Female		Sex Distribution	
	#	%	#	%	#	%	Male	Female
Total	60,828	100.0	31,263	100.0	29,565	100.0	51.4	48.6
Employed	59,393	97.6	30,685	98.2	28,708	97.1	51.7	48.3
Unemployed	1,435	2.4	578	1.8	856	2.9	40.3	59.7

Table 2.4: Labour Force by Economic Activity and Status, Fall 2024

Economic Activity	Total		Caymanian		PR-WRW		Non Caymanian		Status Distribution		
	#	%	#	%	#	%	#	%	Caymanian	PR-WRW	Non Caymanian
Total	60,828	100.0	22,535	100.0	4,906	100.0	33,387	100.0	37.0	8.1	54.9
Employed	59,393	97.6	21,487	95.4	4,720	96.2	33,186	99.4	36.2	7.9	55.9
Unemployed	1,435	2.4	1,048	4.6	186	3.8	201	0.6	73.0	13.0	14.0

Table 2.5: Labour Force by Status and Sex, Fall 2024

Status	Total		Male		Female		Sex Distribution	
	#	%	#	%	#	%	Male	Female
Total	60,828	100.0	31,263	100.0	29,565	100.0	51.4	48.6
Caymanian	22,535	37.0	11,524	36.9	11,011	37.2	51.1	48.9
PR-WRW	4,906	8.1	2,302	7.4	2,604	8.8	46.9	53.1
Non Caymanian	33,387	54.9	17,437	55.8	15,950	53.9	52.2	47.8

Table 2.6: Labour Force by Age Group and Sex, Fall 2024

Age Group	Total		Male		Female		Sex Distribution	
	#	%	#	%	#	%	Male	Female
Total	60,828	100.0	31,263	100.0	29,565	100.0	51.4	48.6
15 - 24	3,441	5.7	1,914	6.1	1,527	5.2	55.6	44.4
25 - 34	15,786	26.0	7,467	23.9	8,320	28.1	47.3	52.7
35 - 44	17,290	28.4	9,199	29.4	8,091	27.4	53.2	46.8
45 - 54	13,726	22.6	7,134	22.8	6,591	22.3	52.0	48.0
55 - 64	8,011	13.2	4,175	13.4	3,836	13.0	52.1	47.9
65+	2,573	4.2	1,375	4.4	1,199	4.1	53.4	46.6

Table 2.7: Labour Force by Age Group and Status, Fall 2024

Age Group	Total		Caymanian		PR-WRW		Non Caymanian		Status Distribution		
	#	%	#	%	#	%	#	%	Caymanian	PR-WRW	Non Caymanian
Total	60,828	100.0	22,535	100.0	4,906	100.0	33,387	100.0	37.0	8.1	54.9
15 - 24	3,441	5.7	2,157	9.6	70	1.4	1,214	3.6	62.7	2.0	35.3
25 - 34	15,786	26.0	4,519	20.1	930	19.0	10,337	31.0	28.6	5.9	65.5
35 - 44	17,290	28.4	4,150	18.4	2,069	42.2	11,071	33.2	24.0	12.0	64.0
45 - 54	13,726	22.6	5,362	23.8	1,070	21.8	7,295	21.8	39.1	7.8	53.1
55 - 64	8,011	13.2	4,252	18.9	674	13.7	3,085	9.2	53.1	8.4	38.5
65+	2,573	4.2	2,095	9.3	93	1.9	385	1.2	81.4	3.6	15.0

Table 2.8: Persons in Labour Force by Educational Attainment and Sex, Fall 2024

Educational Attainment	Total		Male		Female		Sex Distribution	
	#	%	#	%	#	%	Male	Female
Total	60,828	100.0	31,263	100.0	29,565	100.0	51.4	48.6
None	50	0.1	50	0.2	-	-	100.0	-
Primary and below	1,074	1.8	483	1.5	592	2.0	44.9	55.1
Middle	2,530	4.2	1,114	3.6	1,416	4.8	44.0	56.0
High	19,083	31.4	10,393	33.2	8,691	29.4	54.5	45.5
Post Secondary	15,601	25.6	8,693	27.8	6,908	23.4	55.7	44.3
College / University	22,094	36.3	10,291	32.9	11,803	39.9	46.6	53.4
Other	112	0.2	50	0.2	62	0.2	44.9	55.1
Not Stated	283	0.5	189	0.6	94	0.3	66.8	33.2

Table 2.9: Persons in Labour Force by Educational Attainment and Status, Fall 2024

Educational Attainment	Total		Caymanian		PR-WRW		Non Caymanian		Status Distribution		
	#	%	#	%	#	%	#	%	Caymanian	PR-WRW	Non Caymanian
Total	60,828	100.0	22,535	100.0	4,906	100.0	33,387	100.0	37.0	8.1	54.9
None	50	0.1	-	-	30	0.1	...	-	59.0
Primary and below	1,074	1.8	431	1.9	140	2.8	504	1.5	40.2	13.0	46.9
Middle	2,530	4.2	781	3.5	209	4.3	1,540	4.6	30.9	8.3	60.9
High	19,083	31.4	8,443	37.5	1,232	25.1	9,408	28.2	44.2	6.5	49.3
Post Secondary	15,601	25.6	5,629	25.0	1,186	24.2	8,786	26.3	36.1	7.6	56.3
College / University	22,094	36.3	7,067	31.4	2,139	43.6	12,888	38.6	32.0	9.7	58.3
Other	112	0.2	82	0.4	-	-	30	0.1	73.5	-	26.5
Not Stated	283	0.5	82	0.4	-	-	201	0.6	29.0	-	71.0

Table 2.10: Persons in Labour Force by Selected Characteristics, with and without Educational Training, Fall 2024

Selected Characteristics	Total	With Training	Without Training	Not Stated	Percent Distribution	
					With Training	Without Training
Total	60,828	16,021	43,965	842	26.3	72.3
Male	31,263	7,641	23,088	534	24.4	73.9
Female	29,565	8,380	20,877	308	28.3	70.6
Caymanian	22,535	7,128	15,263	144	31.6	67.7
PR-WRW	4,906	1,581	3,278	47	32.2	66.8
Non-Caymanian	33,387	7,312	25,424	652	21.9	76.1

Table 2.11: Persons in Labour Force by Selected Characteristics, with and without Training, Fall 2024

Selected Characteristics	Total	With Training	Without Training	Not Stated	Percent Distribution	
					With Training	Without Training
Total	60,828	43,356	16,920	552	71.3	27.8
Male	31,263	22,973	8,000	290	73.5	25.6
Female	29,565	20,382	8,920	262	68.9	30.2
Caymanian	60,828	43,356	16,920	552	71.3	27.8
PR-WRW	22,535	16,105	6,204	226	71.5	27.5
Non-Caymanian	4,906	3,813	1,093	-	77.7	22.3

Table 2.12: Persons in Labour Force who Received Training, by Occupation Last Trained and Sex, Fall 2024

Occupation	Total		Male		Female		Status Distribution	
	#	%	#	%	#	%	Male	Female
Total	43,356	100.0	22,973	100.0	20,382	100.0	53.0	47.0
Managers	3,040	7.0	1,177	5.1	1,863	9.1	38.7	61.3
Professionals	11,479	26.5	5,293	23.0	6,186	30.3	46.1	53.9
Technicians and Associate Professionals	7,070	16.3	3,262	14.2	3,807	18.7	46.1	53.9
Clerical Support Workers	2,032	4.7	562	2.4	1,470	7.2	27.6	72.4
Service and Sales Workers	7,789	18.0	3,115	13.6	4,674	22.9	40.0	60.0
Skilled agricultural, forestry and fishery workers	169	0.4	169	0.7	-	-	100.0	-
Craft and related trades workers	7,241	16.7	6,757	29.4	484	2.4	93.3	6.7
Plant and machine operators, and assemblers	1,220	2.8	1,149	5.0	71	0.3	94.2	5.8
Elementary occupations	2,843	6.6	1,239	5.4	1,603	7.9	43.6	56.4
Armed forces occupations	30	0.1	30	0.1	-	-	100.0	-
Not Stated	445	1.0	221	1.0	224	1.1	49.7	50.3

Table 2.13: Persons in Labour Force who Received Training, by Occupation Last Trained and Status, Fall 2024

Occupation	Total		Caymanian		PR-WRW		Non Caymanian		Status Distribution		
	#	%	#	%	#	%	#	%	Caymanian	PR-WRW	Non Caymanian
Total	43,356	100.0	16,105	100.0	3,813	100.0	23,437	100.0	37.1	8.8	54.1
Managers	3,040	7.0	1,849	11.5	279	7.3	912	3.9	60.8	9.2	30.0
Professionals	11,479	26.5	4,150	25.8	1,302	34.1	6,027	25.7	36.1	11.3	52.5
Technicians and Associate Professionals	7,070	16.3	3,266	20.3	488	12.8	3,315	14.1	46.2	6.9	46.9
Clerical Support Workers	2,032	4.7	1,376	8.5	93	2.4	563	2.4	67.7	4.6	27.7
Service and Sales Workers	7,789	18.0	1,993	12.4	767	20.1	5,029	21.5	25.6	9.9	64.6
Skilled agricultural, forestry and fishery workers	169	0.4	-	-	148	0.6	...	-	87.8
Craft and related trades workers	7,241	16.7	2,075	12.9	535	14.0	4,631	19.8	28.7	7.4	64.0
Plant and machine operators, and assemblers	1,220	2.8	534	3.3	70	1.8	616	2.6	43.8	5.7	50.5
Elementary occupations	2,843	6.6	657	4.1	256	6.7	1,929	8.2	23.1	9.0	67.9
Armed forces occupations	30	0.1	-	-	-	-	30	0.1	-	-	100.0
Not Stated	445	1.0	185	1.1	237	1.0	41.5	...	53.2

Table 2.14: Persons in Labour Force who Received Training by Location of Training and Sex, Fall 2024

Institution	Total		Male		Female		Sex Distribution	
	#	%	#	%	#	%	Male	Female
Total	43,356	100.0	22,973	100.0	20,382	100.0	53.0	47.0
Local Institution	7,828	18.1	3,889	16.9	3,939	19.3	49.7	50.3
Foreign Institution/Organization	19,981	46.1	10,846	47.2	9,135	44.8	54.3	45.7
Correspondence (not online)	479	1.1	244	1.1	234	1.2	51	49
Online (local and foreign)	2,958	6.8	1,369	6.0	1,589	7.8	46.3	53.7
On the job	11,691	27.0	6,366	27.7	5,325	26.1	54.5	45.5
Apprentice/Job Internship	100	0.2	100	0.4	-	-	100.0	-
Other	30	0.1	-	-	30	0.1	-	100.0
DK/NS	290	0.7	160	0.7	130	0.6	55.1	44.9

Table 2.15: Persons in Labour Force who Received Training by Location of Training and Status, Fall 2024

Institution	Total		Caymanian		PR-WRW		Non Caymanian		Status Distribution		
	#	%	#	%	#	%	#	%	Caymanian	PR-WRW	Non Caymanian
Total	43,356	100.0	16,105	100.0	3,813	100.0	23,437	100.0	37.1	8.8	54.1
Local Institution	7,828	18.1	4,725	29.3	581	15.2	2,522	10.8	60.4	7.4	32.2
Foreign Institution/Organization	19,981	46.1	4,376	27.2	1,837	48.2	13,769	58.7	21.9	9.2	68.9
Correspondence (not online)	479	1.1	185	1.1	116	3.0	178	0.8	38.6	24.3	37.1
Online (local and foreign)	2,958	6.8	1,397	8.7	442	11.6	1,119	4.8	47.2	14.9	37.8
On the job	11,691	27.0	5,300	32.9	837	22.0	5,554	23.7	45.3	7.2	47.5
Apprentice/Job Internship	100	0.2	41	0.3	-	-	59	0.3	41.0	-	59.0
Other	30	0.1	-	-	-	-	30	0.1	-	-	100.0
DK/NS	290	0.7	82	0.5	-	-	207	0.9	28.4	-	71.6

Table 2.16: Persons in Labour Force who Received Training by Date Completed and Sex, Fall 2024

Year Completed	Total		Male		Female		Sex Distribution	
	#	%	#	%	#	%	Male	Female
Total	43,356	100.0	22,973	100.0	20,382	100.0	53.0	47.0
Ongoing	5,146	11.9	2,978	13.0	2,168	10.6	57.9	42.1
2024	5,268	12.1	2,437	10.6	2,830	13.9	46.3	53.7
2023	3,541	8.2	1,727	7.5	1,813	8.9	48.8	51.2
2022	1,767	4.1	747	3.3	1,019	5.0	42.3	57.7
2021	879	2.0	382	1.7	497	2.4	43.5	56.5
2020	3,185	7.3	1,988	8.7	1,197	5.9	62.4	37.6
Before 2020	22,995	53.0	12,412	54.0	10,583	51.9	54.0	46.0
Did not complete	233	0.5	162	0.7	71	0.3	69.6	30.4
DK/NS	342	0.8	139	0.6	203	1.0	40.6	59.4

Table 2.17: Persons in Labour Force who Received Training by Date Completed and Status, Fall 2024

Year Completed	Total		Caymanian		PR-WRW		Non Caymanian		Status Distribution		
	#	%	#	%	#	%	#	%	Caymanian	PR-WRW	Non Caymanian
Total	43,356	100.0	16,105	100.0	3,813	100.0	23,437	100.0	37.1	8.8	54.1
Ongoing	5,146	11.9	2,506	15.6	372	9.8	2,268	9.7	48.7	7.2	44.1
2024	5,268	12.1	2,321	14.4	721	18.9	2,226	9.5	44.1	13.7	42.3
2023	3,541	8.2	1,726	10.7	140	3.7	1,676	7.1	48.7	3.9	47.3
2022	1,767	4.1	616	3.8	163	4.3	988	4.2	34.9	9.2	55.9
2021	879	2.0	308	1.9	163	4.3	408	1.7	35.0	18.5	46.4
2020	3,185	7.3	945	5.9	209	5.5	2,031	8.7	29.7	6.6	63.8
Before 2020	22,995	53.0	7,457	46.3	2,023	53.0	13,515	57.7	32.4	8.8	58.8
Did not complete	233	0.5	144	0.9	-	-	89	0.4	61.8	-	38.2
DK/NS	342	0.8	82	0.5	237	1.0	24.0	...	69.2

Table 2.18: Persons in Labour Force who Received Personal Development Training by Sex, Fall 2024

	Total		Male		Female		Sex Distribution	
	#	%	#	%	#	%	Male	Female
Total	43,356	100.0	22,973	100.0	20,382	100.0	53.0	47.0
Certified First Aid	8,405	18.8	3,790	16.1	4,615	21.9	45.1	54.9
PRIDE	512	1.1	192	0.8	320	1.5	37.4	62.6
Small Business Development Training	724	1.6	333	1.4	391	1.9	46.0	54.0
Customer Service Training	5,012	11.2	2,225	9.4	2,787	13.2	44.4	55.6
Legal/Law Training	1,168	2.6	527	2.2	641	3.0	45.1	54.9
Passport to Success	288	0.6	150	0.6	138	0.7	52.2	47.8
Darkness to light	2,594	5.8	952	4.0	1,642	7.8	36.7	63.3
Other	1,994	4.5	763	3.2	1,231	5.8	38.3	61.7
None	29,171	65.3	16,886	71.5	12,284	58.4	57.9	42.1
DK/NS	203	0.5	73	0.3	130	0.6	36.1	63.9

Table 2.19: Persons in Labour Force who Received Personal Development Training by Status, Fall 2024

	Total		Caymanian		PR-WRW		Non Caymanian		Status Distribution		
	#	%	#	%	#	%	#	%	Caymanian	PR-WRW	Non Caymanian
Total	43,356	100.0	16,105	100.0	3,813	100.0	23,437	100.0	37.1	8.8	54.1
Certified First Aid	8,405	18.8	3,102	18.7	674	17.4	4,629	19.2	36.9	8.0	55.1
PRIDE	512	1.1	288	1.7	47	1.2	178	0.7	56.2	9.1	34.7
Small Business Development Training	724	1.6	329	2.0	70	1.8	326	1.3	45.4	9.6	45.0
Customer Service Training	5,012	11.2	2,095	12.6	442	11.4	2,475	10.2	41.8	8.8	49.4
Legal/Law Training	1,168	2.6	555	3.3	140	3.6	474	2.0	47.5	11.9	40.6
Passport to Success	288	0.6	123	0.7	23	0.6	142	0.6	42.8	8.1	49.2
Darkness to light	2,594	5.8	965	5.8	302	7.8	1,327	5.5	37.2	11.7	51.1
Other	1,994	4.5	657	4.0	395	10.2	941	3.9	33.0	19.8	47.2
None	29,171	65.3	10,764	64.9	2,162	55.7	16,244	67.2	36.9	7.4	55.7
DK/NS	203	0.5	62	0.4	23	0.6	118	0.5	30.3	11.4	58.3

Table 2.20: Persons Usually in Labour Force by Selected Characteristics and Sex, Fall 2024

Selected Characteristics	Total		Male		Female	
	#	%	#	%	#	%
Total	59,035	100.0	30,398	100.0	28,637	100.0
Status						
Caymanian	22,473	38.1	11,442	37.6	11,031	38.5
PR-WRW	4,952	8.4	2,348	7.7	2,604	9.1
Non-Caymanian	31,610	53.5	16,608	54.6	15,002	52.4
Age						
15 - 24	3,147	5.3	1,772	5.8	1,374	4.8
25 - 34	14,817	25.1	7,091	23.3	7,726	27.0
35 - 44	16,891	28.6	8,962	29.5	7,929	27.7
45 - 54	13,672	23.2	7,128	23.4	6,544	22.9
55 - 64	7,925	13.4	4,080	13.4	3,845	13.4
65+	2,585	4.4	1,366	4.5	1,219	4.3
Educational Attainment						
None	50	0.1	50	0.2	-	-
Primary and below	1,116	1.9	524	1.7	592	2.1
Middle	2,524	4.3	1,167	3.8	1,356	4.7
High	18,365	31.1	10,035	33.0	8,331	29.1
Post Secondary	15,449	26.2	8,524	28.0	6,924	24.2
College / University	21,217	35.9	9,939	32.7	11,278	39.4
Other	82	0.1	62	0.2
Not Stated	233	0.4	139	0.5	94	0.3

Table 2.21: Persons Usually in Labour Force by Selected Characteristics and Status, Fall 2024

Selected Characteristics	Total		Caymanian		PR-WRW		Non Caymanian	
	#	%	#	%	#	%	#	%
Total	59,035	100.0	22,473	100.0	4,952	100.0	31,610	100.0
Sex								
Male	30,398	51.5	11,442	50.9	2,348	47.4	16,608	52.5
Female	28,637	48.5	11,031	49.1	2,604	52.6	15,002	47.5
Age								
15 - 24	3,147	5.3	2,034	9.0	47	0.9	1,066	3.4
25 - 34	14,817	25.1	4,458	19.8	953	19.2	9,406	29.8
35 - 44	16,891	28.6	4,129	18.4	2,069	41.8	10,692	33.8
45 - 54	13,672	23.2	5,403	24.0	1,093	22.1	7,176	22.7
55 - 64	7,925	13.4	4,314	19.2	698	14.1	2,913	9.2
65+	2,585	4.4	2,136	9.5	93	1.9	355	1.1
Educational Attainment								
None	50	0.1	-	-	30	0.1
Primary and below	1,116	1.9	472	2.1	140	2.8	504	1.6
Middle	2,524	4.3	781	3.5	233	4.7	1,511	4.8
High	18,365	31.1	8,258	36.7	1,232	24.9	8,875	28.1
Post Secondary	15,449	26.2	5,690	25.3	1,209	24.4	8,549	27.0
College / University	21,217	35.9	7,108	31.6	2,139	43.2	11,970	37.9
Other	82	0.1	82	0.4	-	-	-	-
Not Stated	233	0.4	62	0.3	-	-	171	0.5

SECTION 3: EMPLOYED
Table 3.1: Employed Persons by Selected Characteristics and Sex, Fall 2024

Selected Characteristics	Total		Male		Female	
	#	%	#	%	#	%
Total	59,393	100.0	30,685	100.0	28,708	100.0
Status						
Caymanian	21,487	36.2	11,052	36.0	10,436	36.4
PR-WRW	4,720	7.9	2,255	7.3	2,465	8.6
Non-Caymanian	33,186	55.9	17,378	56.6	15,808	55.1
Age						
15 - 24	3,021	5.1	1,688	5.5	1,333	4.6
25 - 34	15,373	25.9	7,364	24.0	8,010	27.9
35 - 44	17,070	28.7	9,102	29.7	7,968	27.8
45 - 54	13,509	22.7	7,064	23.0	6,445	22.5
55 - 64	7,847	13.2	4,093	13.3	3,754	13.1
65+	2,573	4.3	1,375	4.5	1,199	4.2
Educational Attainment						
None	50	0.1	50	0.2	-	-
Primary and below	1,051	1.8	483	1.6	569	2.0
Middle	2,466	4.2	1,114	3.6	1,351	4.7
High	18,242	30.7	10,023	32.7	8,219	28.6
Post Secondary	15,413	26.0	8,608	28.1	6,805	23.7
College / University	21,797	36.7	10,188	33.2	11,608	40.4
Other	112	0.2	50	0.2	62	0.2
Not Stated	263	0.4	169	0.5	94	0.3

Table 3.2: Employed Persons by Selected Characteristics and Status, Fall 2024

Selected Characteristics	Total		Caymanian		PR-WRW		Non Caymanian	
	#	%	#	%	#	%	#	%
Total	59,393	100.0	21,487	100.0	4,720	100.0	33,186	100.0
Sex								
Male	30,685	51.7	11,052	51.4	2,255	47.8	17,378	52.4
Female	28,708	48.3	10,436	48.6	2,465	52.2	15,808	47.6
Age								
15 - 24	3,021	5.1	1,767	8.2	70	1.5	1,185	3.6
25 - 34	15,373	25.9	4,252	19.8	837	17.7	10,284	31.0
35 - 44	17,070	28.7	4,088	19.0	2,000	42.4	10,982	33.1
45 - 54	13,509	22.7	5,197	24.2	1,046	22.2	7,265	21.9
55 - 64	7,847	13.2	4,088	19.0	674	14.3	3,085	9.3
65+	2,573	4.3	2,095	9.8	93	2.0	385	1.2
Educational Attainment								
None	50	0.1	-	-	30	0.1
Primary and below	1,051	1.8	431	2.0	116	2.5	504	1.5
Middle	2,466	4.2	740	3.4	186	3.9	1,540	4.6
High	18,242	30.7	7,724	35.9	1,139	24.1	9,379	28.3
Post Secondary	15,413	26.0	5,464	25.4	1,163	24.6	8,786	26.5
College / University	21,797	36.7	6,964	32.4	2,116	44.8	12,717	38.3
Other	112	0.2	82	0.4	-	-	30	0.1
Not Stated	263	0.4	62	0.3	-	-	201	0.6

Table 3.3: Employed Persons by Status and Sex, Fall 2024

Status	Total		Male		Female		Sex Distribution	
	#	%	#	%	#	%	Male	Female
Total	59,393	100.0	30,685	100.0	28,708	100.0	51.7	48.3
Caymanian	21,487	36.2	11,052	36.0	10,436	36.4	51.4	48.6
PR-WRW	4,720	7.9	2,255	7.3	2,465	8.6	47.8	52.2
Non Caymanians	33,186	55.9	17,378	56.6	15,808	55.1	52.4	47.6

Table 3.4: Employed Persons by Age Group and Sex, Fall 2024

Age Group	Total		Male		Female		Sex Distribution	
	#	%	#	%	#	%	Male	Female
Total	59,393	100.0	30,685	100.0	28,708	100.0	51.7	48.3
15 - 24	3,021	5.1	1,688	5.5	1,333	4.6	55.9	44.1
25 - 34	15,373	25.9	7,364	24.0	8,010	27.9	47.9	52.1
35 - 44	17,070	28.7	9,102	29.7	7,968	27.8	53.3	46.7
45 - 54	13,509	22.7	7,064	23.0	6,445	22.5	52.3	47.7
55 - 64	7,847	13.2	4,093	13.3	3,754	13.1	52.2	47.8
65+	2,573	4.3	1,375	4.5	1,199	4.2	53.4	46.6

Table 3.5: Employed Persons by Age Group and Status, Fall 2024

Age Group	Total		Caymanian		PR-WRW		Non Caymanian		Status Distribution		
	#	%	#	%	#	%	#	%	Caymanian	PR-WRW	Non Caymanian
Total	59,393	100.0	21,487	100.0	4,720	100.0	33,186	100.0	36.2	7.9	55.9
15 - 24	3,021	5.1	1,767	8.2	70	1.5	1,185	3.6	58.5	2.3	39.2
25 - 34	15,373	25.9	4,252	19.8	837	17.7	10,284	31.0	27.7	5.4	66.9
35 - 44	17,070	28.7	4,088	19.0	2,000	42.4	10,982	33.1	23.9	11.7	64.3
45 - 54	13,509	22.7	5,197	24.2	1,046	22.2	7,265	21.9	38.5	7.7	53.8
55 - 64	7,847	13.2	4,088	19.0	674	14.3	3,085	9.3	52.1	8.6	39.3
65+	2,573	4.3	2,095	9.8	93	2.0	385	1.2	81.4	3.6	15.0

Table 3.6: Employed Persons by Educational Attainment and Sex, Fall 2024

Educational Attainment	Total		Male		Female		Sex Distribution	
	#	%	#	%	#	%	Male	Female
Total	59,393	100.0	30,685	100.0	28,708	100.0	51.7	48.3
None	50	0.1	50	0.2	-	-	100.0	-
Primary and below	1,051	1.8	483	1.6	569	2.0	45.9	54.1
Middle	2,466	4.2	1,114	3.6	1,351	4.7	45.2	54.8
High	18,242	30.7	10,023	32.7	8,219	28.6	54.9	45.1
Post Secondary	15,413	26.0	8,608	28.1	6,805	23.7	55.8	44.2
College / University	21,797	36.7	10,188	33.2	11,608	40.4	46.7	53.3
Other	112	0.2	50	0.2	62	0.2	44.9	55.1
Not Stated	263	0.4	169	0.5	94	0.3	64.2	35.8

Table 3.7: Employed Persons by Educational Attainment and Status, Fall 2024

Educational Attainment	Total		Caymanian		PR-WRW		Non Caymanian		Status Distribution		
	#	%	#	%	#	%	#	%	Caymanian	PR-WRW	Non Caymanian
Total	59,393	100.0	21,487	100.0	4,720	100.0	33,186	100.0	36.2	7.9	55.9
None	50	0.1	-	-	30	0.1	...	-	59.0
Primary and below	1,051	1.8	431	2.0	116	2.5	504	1.5	41.0	11.1	47.9
Middle	2,466	4.2	740	3.4	186	3.9	1,540	4.6	30.0	7.5	62.5
High	18,242	30.7	7,724	35.9	1,139	24.1	9,379	28.3	42.3	6.2	51.4
Post Secondary	15,413	26.0	5,464	25.4	1,163	24.6	8,786	26.5	35.5	7.5	57.0
College / University	21,797	36.7	6,964	32.4	2,116	44.8	12,717	38.3	31.9	9.7	58.3
Other	112	0.2	82	0.4	-	-	30	0.1	73.5	-	26.5
Not Stated	263	0.4	62	0.3	-	-	201	0.6	23.5	-	76.5

Table 3.8: Employed Persons by Sex, Status, and With or Without Educational Training, Fall 2024

Selected Characteristics	Total	With Training	Without Training	Not Stated	Percent Distribution	
					With Training	Without Training
Total	59,393	15,731	42,821	842	26.5	72.1
Male	30,685	7,538	22,613	534	24.6	73.7
Female	28,708	8,192	20,208	308	28.5	70.4
Caymanian	21,487	6,861	14,482	144	31.9	67.4
PR-WRW	4,720	1,581	3,092	47	33.5	65.5
Non-Caymanian	33,186	7,288	25,246	652	22.0	76.1

Table 3.9: Employed Persons by Sex, Status, and With or Without Training, Fall 2024

Selected Characteristics	Total	With Training	Without Training	Not Stated	Percent Distribution	
					With Training	Without Training
Total	59,393	42,638	16,204	552	71.8	27.3
Male	30,685	22,630	7,765	290	73.7	25.3
Female	28,708	20,008	8,438	262	69.7	29.4
Caymanian	59,393	42,638	16,204	552	71.8	27.3
PR-WRW	21,487	15,633	5,629	226	72.8	26.2
Non-Caymanian	4,720	3,650	1,070	-	77.3	22.7

Table 3.10: Employed Persons who Received Training, by Occupation Last Trained and Sex, Fall 2024

Occupation	Total		Male		Female		Sex Distribution	
	#	%	#	%	#	%	Male	Female
Total	42,638	100.0	22,630	100.0	20,008	100.0	53.1	46.9
Managers	3,019	7.1	1,177	5.2	1,843	9.2	39.0	61.0
Professionals	11,376	26.7	5,264	23.3	6,112	30.6	46.3	53.7
Technicians and Associate Professionals	6,926	16.2	3,180	14.1	3,746	18.7	45.9	54.1
Clerical Support Workers	1,929	4.5	541	2.4	1,388	6.9	28.0	72.0
Service and Sales Workers	7,675	18.0	3,092	13.7	4,583	22.9	40.3	59.7
Skilled agricultural, forestry and fishery workers	169	0.4	169	0.7	-	-	100.0	-
Craft and related trades workers	7,138	16.7	6,654	29.4	484	2.4	93.2	6.8
Plant and machine operators, and assemblers	1,176	2.8	1,105	4.9	71	0.4	94.0	6.0
Elementary occupations	2,775	6.5	1,219	5.4	1,557	7.8	43.9	56.1
Armed forces occupations	30	0.1	30	0.1	-	-	100.0	-
Not Stated	425	1.0	201	0.9	224	1.1	47.3	52.7

Table 3.11: Employed Persons who Received Training, by Occupation Last Trained and Status, Fall 2024

Occupation	Total		Caymanian		PR-WRW		Non Caymanian		Status Distribution		
	#	%	#	%	#	%	#	%	Caymanian	PR-WRW	Non Caymanian
Total	42,638	100.0	15,633	100.0	3,650	100.0	23,355	100.0	36.7	8.6	54.8
Managers	3,019	7.1	1,828	11.7	279	7.6	912	3.9	60.6	9.2	30.2
Professionals	11,376	26.7	4,129	26.4	1,302	35.7	5,945	25.5	36.3	11.4	52.3
Technicians and Associate Professionals	6,926	16.2	3,122	20.0	488	13.4	3,315	14.2	45.1	7.0	47.9
Clerical Support Workers	1,929	4.5	1,274	8.1	93	2.5	563	2.4	66.0	4.8	29.2
Service and Sales Workers	7,675	18.0	1,972	12.6	674	18.5	5,029	21.5	25.7	8.8	65.5
Skilled agricultural, forestry and fishery workers	169	0.4	-	-	148	0.6	...	-	87.8
Craft and related trades workers	7,138	16.7	1,972	12.6	535	14.6	4,631	19.8	27.6	7.5	64.9
Plant and machine operators, and assemblers	1,176	2.8	514	3.3	47	1.3	616	2.6	43.7	4.0	52.4
Elementary occupations	2,775	6.5	637	4.1	209	5.7	1,929	8.3	22.9	7.5	69.5
Armed forces occupations	30	0.1	-	-	-	-	30	0.1	-	-	100.0
Not Stated	425	1.0	164	1.1	237	1.0	38.7	...	55.8

Table 3.12: Employed Persons who Received Training by Location of Training and Sex, Fall 2024

Location of Training	Total		Male		Female		Sex Distribution	
	#	%	#	%	#	%	Male	Female
Total	42,638	100.0	22,630	100.0	20,008	100.0	53.1	46.9
Local Institution	7,638	17.9	3,763	16.6	3,874	19.4	49.3	50.7
Foreign Institution/Organization	19,749	46.3	10,731	47.4	9,018	45.1	54.3	45.7
Correspondence (not online)	479	1.1	244	1.1	234	1.2	51.0	49.0
Online (local and foreign)	2,958	6.9	1,369	6.0	1,589	7.9	46.3	53.7
On the job	11,436	26.8	6,304	27.9	5,132	25.7	55.1	44.9
Apprentice/Job Internship	59	0.1	59	0.3	-	-	100.0	-
Other	30	0.1	-	-	30	0.1	-	100.0
DK/NS	290	0.7	160	0.7	130	0.6	55.1	44.9

Table 3.13: Employed Persons who Received Training by Location of Training and Status, Fall 2024

Location of Training	Total		Caymanian		PR-WRW		Non Caymanian		Status Distribution		
	#	%	#	%	#	%	#	%	Caymanian	PR-WRW	Non Caymanian
Total	42,638	100.0	15,633	100.0	3,650	100.0	23,355	100.0	36.7	8.6	54.8
Local Institution	7,638	17.9	4,581	29.3	535	14.6	2,522	10.8	60.0	7.0	33.0
Foreign Institution/Organization	19,749	46.3	4,273	27.3	1,790	49.0	13,686	58.6	21.6	9.1	69.3
Correspondence (not online)	479	1.1	185	1.2	116	3.2	178	0.8	38.6	24.3	37.1
Online (local and foreign)	2,958	6.9	1,397	8.9	442	12.1	1,119	4.8	47.2	14.9	37.8
On the job	11,436	26.8	5,115	32.7	767	21.0	5,554	23.8	44.7	6.7	48.6
Apprentice/Job Internship	59	0.1	-	-	-	-	59	0.3	-	-	100.0
Other	30	0.1	-	-	-	-	30	0.1	-	-	100.0
DK/NS	290	0.7	82	0.5	-	-	207	0.9	28.4	-	71.6

Table 3.14: Employed Persons who Received Training by Date Completed and Sex, Fall 2024

Year Completed	Total		Male		Female		Sex Distribution	
	#	%	#	%	#	%	Male	Female
Total	42,638	100.0	22,630	100.0	20,008	100.0	53.1	46.9
Ongoing	5,126	12.0	2,957	13.1	2,168	10.8	57.7	42.3
2024	5,227	12.3	2,417	10.7	2,810	14.0	46.2	53.8
2023	3,415	8.0	1,666	7.4	1,749	8.7	48.8	51.2
2022	1,723	4.0	747	3.3	976	4.9	43.4	56.6
2021	835	2.0	359	1.6	476	2.4	43.0	57.0
2020	3,115	7.3	1,938	8.6	1,176	5.9	62.2	37.8
Before 2020	22,643	53.1	12,265	54.2	10,378	51.9	54.2	45.8
Did not complete	212	0.5	141	0.6	71	0.4	66.7	33.3
DK/NS	342	0.8	139	0.6	203	1.0	40.6	59.4

Table 3.15: Employed Persons who Received Training by Date Completed and Status, Fall 2024

Year Completed	Total		Caymanian		PR-WRW		Non Caymanian		Status Distribution		
	#	%	#	%	#	%	#	%	Caymanian	PR-WRW	Non Caymanian
Total	42,638	100.0	15,633	100.0	3,650	100.0	23,355	100.0	36.7	8.6	54.8
Ongoing	5,126	12.0	2,486	15.9	372	10.2	2,268	9.7	48.5	7.3	44.2
2024	5,227	12.3	2,280	14.6	721	19.7	2,226	9.5	43.6	13.8	42.6
2023	3,415	8.0	1,623	10.4	116	3.2	1,676	7.2	47.5	3.4	49.1
2022	1,723	4.0	596	3.8	163	4.5	965	4.1	34.6	9.4	56.0
2021	835	2.0	288	1.8	140	3.8	408	1.7	34.4	16.7	48.9
2020	3,115	7.3	904	5.8	209	5.7	2,001	8.6	29.0	6.7	64.3
Before 2020	22,643	53.1	7,251	46.4	1,907	52.2	13,485	57.7	32.0	8.4	59.6
Did not complete	212	0.5	123	0.8	-	-	89	0.4	58.1	-	41.9
DK/NS	342	0.8	82	0.5	237	1.0	24.0	...	69.2

Table 3.16: Employed Persons who Received Personal Development Training by Sex, Fall 2024

Personal development Training	Total		Male		Female		Sex Distribution	
	#	%	#	%	#	%	Male	Female
Total	42,638	100.0	22,630	100.0	20,008	100.0	53.1	46.9
Certified First Aid	8,320	19.0	3,746	16.1	4,574	22.2	45.0	55.0
PRIDE	512	1.2	192	0.8	320	1.6	37.4	62.6
Small Business Development Training	724	1.7	333	1.4	391	1.9	46.0	54.0
Customer Service Training	4,884	11.1	2,184	9.4	2,699	13.1	44.7	55.3
Legal/Law Training	1,148	2.6	527	2.3	620	3.0	45.9	54.1
Passport to Success	288	0.7	150	0.6	138	0.7	52.2	47.8
Darkness to light	2,571	5.9	929	4.0	1,642	8.0	36.1	63.9
Other	1,950	4.4	763	3.3	1,187	5.8	39.1	60.9
None	28,628	65.3	16,628	71.5	12,000	58.3	58.1	41.9
DK/NS	203	0.5	73	0.3	130	0.6	36.1	63.9

Table 3.17: Employed Persons who Received Personal Development Training by Sex, Fall 2024

Personal Development Training	Total		Caymanian		PR-WRW		Non Caymanian		Status Distribution		
	#	%	#	%	#	%	#	%	Caymanian	PR-WRW	Non Caymanian
Total	42,638	100.0	15,633	100.0	3,650	100.0	23,355	100.0	36.7	8.6	54.8
Certified First Aid	8,320	19.0	3,040	19.0	651	17.5	4,629	19.2	36.5	7.8	55.6
PRIDE	512	1.2	288	1.8	47	1.3	178	0.7	56.2	9.1	34.7
Small Business Development Training	724	1.7	329	2.0	70	1.9	326	1.4	45.4	9.6	45.0
Customer Service Training	4,884	11.1	2,013	12.5	395	10.6	2,475	10.3	41.2	8.1	50.7
Legal/Law Training	1,148	2.6	534	3.3	140	3.8	474	2.0	46.5	12.2	41.3
Passport to Success	288	0.7	123	0.8	...	0.6	142	0.6	42.8	...	49.2
Darkness to light	2,571	5.9	965	6.0	279	7.5	1,327	5.5	37.6	10.9	51.6
Other	1,950	4.4	637	4.0	395	10.6	918	3.8	32.7	20.3	47.1
None	28,628	65.3	10,374	64.7	2,069	55.6	16,185	67.2	36.2	7.2	56.5
DK/NS	203	0.5	62	0.4	...	0.6	118	0.5	30.3	...	58.3

Table 3.18: Employed Persons by Sex, Status, and With or Without Promotion, Fall 2024

Selected Characteristics	Total	With Promotion	Without Promotion	Not Stated	Percent Distribution	
					With Promotion	Without Promotion
Total	59,393	13,773	44,870	750	23.2	75.5
Male	30,685	7,143	23,174	368	23.3	75.5
Female	28,708	6,630	21,696	382	23.1	75.6
Caymanian	21,487	7,436	13,661	390	34.6	63.6
PR-WRW	4,720	1,418	3,232	70	30.0	68.5
Non-Caymanian	33,186	4,919	27,977	290	14.8	84.3

Table 3.19: Employed Persons who Received Promotion by Last time promoted and Sex, Fall 2024

Last Time Promoted	Total		Male		Female		Sex Distribution	
	#	%	#	%	#	%	Male	Female
Total	13,773	100.0	7,143	100.0	6,630	100.0	51.9	48.1
Less than 1 year	3,593	26.1	1,777	24.9	1,815	27.4	49.5	50.5
1 year ago	2,866	20.8	1,361	19.1	1,505	22.7	47.5	52.5
2 years ago	2,315	16.8	1,173	16.4	1,142	17.2	50.7	49.3
3 years ago	1,039	7.5	593	8.3	446	6.7	57.1	42.9
4 years ago	897	6.5	580	8.1	318	4.8	64.6	35.4
5 to 7 years ago	1,122	8.1	570	8.0	553	8.3	50.8	49.2
8 to 10 years ago	605	4.4	308	4.3	297	4.5	51.0	49.0
More than 10 years ago	927	6.7	578	8.1	349	5.3	62.3	37.7
DK/NS	409	3.0	203	2.8	206	3.1	49.7	50.3

Table 3.20: Employed Persons who Received Promotion by Last time promoted and Status, Fall 2024

Last Time Promoted	Total		Caymanian		PR-WRW		Non Caymanian		Status Distribution		
	#	%	#	%	#	%	#	%	Caymanian	PR-WRW	Non Caymanian
Total	13,773	100.0	7,436	100.0	1,418	100.0	4,919	100.0	54.0	10.3	35.7
Less than 1 year	3,593	26.1	1,397	18.8	326	23.0	1,870	38.0	38.9	9.1	52.1
1 year ago	2,866	20.8	1,150	15.5	395	27.9	1,320	26.8	40.1	13.8	46.1
2 years ago	2,315	16.8	1,233	16.6	302	21.3	781	15.9	53.2	13.1	33.7
3 years ago	1,039	7.5	698	9.4	163	11.5	178	3.6	67.2	15.7	17.1
4 years ago	897	6.5	555	7.5	47	3.3	296	6.0	61.8	5.2	33.0
5 to 7 years ago	1,122	8.1	740	9.9	116	8.2	267	5.4	65.9	10.4	23.8
8 to 10 years ago	605	4.4	493	6.6	...	1.6	89	1.8	81.5	...	14.7
More than 10 years ago	927	6.7	904	12.2	...	1.6	-	-	97.5	...	-
DK/NS	409	3.0	267	3.6	118	2.4	65.3	...	29.0

Table 3.21: Employed Persons who Received Promotion by Details of promotion and Sex, Fall 2024

Promotion Included	Total		Male		Female		Sex Distribution	
	#	%	#	%	#	%	Male	Female
Total	13,773	100.0	7,143	100.0	6,630	100.0	51.9	48.1
More responsibilities only	1,261	9.2	597	8.4	664	10.0	47.4	52.6
Higher pay only	372	2.7	160	2.2	212	3.2	42.9	57.1
More responsibilities and higher pay	11,074	80.4	5,775	80.8	5,299	79.9	52.1	47.9
Prefer not to say	676	4.9	406	5.7	270	4.1	60.1	39.9
DK/NS	391	2.8	206	2.9	185	2.8	52.6	47.4

Table 3.22: Employed Persons who Received Promotion by Details of promotion and Status, Fall 2024

Promotion Included	Total		Caymanian		PR-WRW		Non Caymanian		Status Distribution		
	#	%	#	%	#	%	#	%	Caymanian	PR-WRW	Non Caymanian
Total	13,773	100.0	7,436	100.0	1,418	100.0	4,919	100.0	54.0	10.3	35.7
More responsibilities only	1,261	9.2	637	8.6	186	13.1	438	8.9	50.5	14.8	34.7
Higher pay only	372	2.7	164	2.2	-	-	207	4.2	44.2	-	55.8
More responsibilities and higher pay	11,074	80.4	6,039	81.2	1,116	78.7	3,918	79.7	54.5	10.1	35.4
Prefer not to say	676	4.9	370	5.0	70	4.9	237	4.8	54.7	10.3	35.0
DK/NS	391	2.8	226	3.0	47	3.3	118	2.4	57.8	11.9	30.3

Table 3.23: Employed Persons who did not receive promotion by Reason of no promotion and Sex, Fall 2024

Reason For Not Getting Promotion	Total		Male		Female		Sex Distribution	
	#	%	#	%	#	%	Male	Female
Total	44,870	100.0	23,174	100.0	21,696	100.0	51.6	48.4
Need more formal training	873	1.9	394	1.7	479	2.2	45.1	54.9
Need more experience	2,516	5.6	1,282	5.5	1,234	5.7	51.0	49.0
No vacancy for staff promotion	2,713	6.0	1,403	6.1	1,311	6.0	51.7	48.3
Lack of Soft Skills necessary to do the job	41	0.1	-	-	41	0.2	-	100.0
Lack initiative	64	0.1	44	0.2	68.1	...
Other employees are more deserving	838	1.9	496	2.1	342	1.6	59.1	40.9
Failed performance appraisal(s)	30	0.1	30	0.1	-	-	100.0	-
Budget constraints	203	0.5	130	0.6	73	0.3	63.9	36.1
Never given a reason	8,527	19.0	4,655	20.1	3,872	17.8	54.6	45.4
No opportunity for promotion	26,587	59.3	13,421	57.9	13,167	60.7	50.5	49.5
Other	2,724	6.1	1,571	6.8	1,153	5.3	57.7	42.3
DK/NS	674	1.5	306	1.3	368	1.7	45.4	54.6

Table 3.24: Employed Persons who did not receive promotion by Reason of no promotion and Status, Fall 2024

Reason For Not Getting Promotion	Total		Caymanian		PR-WRW		Non Caymanian		Status Distribution		
	#	%	#	%	#	%	#	%	Caymanian	PR-WRW	Non Caymanian
Total	44,870	100.0	13,661	100.0	3,232	100.0	27,977	100.0	30.4	7.2	62.4
Need more formal training	873	1.9	514	3.8	70	2.2	290	1.0	58.8	8.0	33.2
Need more experience	2,516	5.6	965	7.1	70	2.2	1,481	5.3	38.4	2.8	58.9
No vacancy for staff promotion	2,713	6.0	740	5.4	256	7.9	1,718	6.1	27.3	9.4	63.3
Lack of Soft Skills necessary to do the job	41	0.1	41	0.3	-	-	-	-	100.0	-	-
Lack initiative	64	0.1	41	0.3	-	-	63.9	...	-
Other employees are more deserving	838	1.9	205	1.5	47	1.4	586	2.1	24.5	5.5	69.9
Failed performance appraisal(s)	30	0.1	-	-	-	-	30	0.1	-	-	100.0
Budget constraints	203	0.5	62	0.5	118	0.4	30.3	...	58.3
Never given a reason	8,527	19.0	2,075	15.2	558	17.3	5,894	21.1	24.3	6.5	69.1
No opportunity for promotion	26,587	59.3	7,662	56.1	2,000	61.9	16,925	60.5	28.8	7.5	63.7
Other	2,724	6.1	1,438	10.5	256	7.9	1,030	3.7	52.8	9.4	37.8
DK/NS	674	1.5	308	2.3	70	2.2	296	1.1	45.7	10.3	43.9

Table 3.25: Employed Persons by Length of Employment in Current Employment and Sex, Fall 2024

Length of Employment	Total		Male		Female		Sex Distribution	
	#	%	#	%	#	%	Male	Female
Total	59,393	100.0	30,685	100.0	28,708	100.0	51.7	48.3
Less the 1 years	9,055	15.2	4,573	14.9	4,482	15.6	50.5	49.5
1 to 2 years	17,000	28.6	8,729	28.4	8,271	28.8	51.3	48.7
3 to 5 years	12,686	21.4	6,201	20.2	6,485	22.6	48.9	51.1
6 to 9 years	8,893	15.0	4,928	16.1	3,965	13.8	55.4	44.6
More than 10 years	11,689	19.7	6,234	20.3	5,455	19.0	53.3	46.7
DK/NS	71	0.1	50	0.2	...	70.9

Table 3.26: Employed Persons by Length of Employment in Current Employment and Status, Fall 2024

Length of Employment	Total		Caymanian		PR-WRW		Non Caymanian		Status Distribution		
	#	%	#	%	#	%	#	%	Caymanian	PR-WRW	Non Caymanian
Total	59,393	100.0	21,487	100.0	4,720	100.0	33,186	100.0	36.2	7.9	55.9
Less the 1 years	9,055	15.2	1,684	7.8	419	8.9	6,952	20.9	18.6	4.6	76.8
1 to 2 years	17,000	28.6	3,698	17.2	1,000	21.2	12,302	37.1	21.8	5.9	72.4
3 to 5 years	12,686	21.4	3,841	17.9	1,302	27.6	7,542	22.7	30.3	10.3	59.5
6 to 9 years	8,893	15.0	2,917	13.6	907	19.2	5,069	15.3	32.8	10.2	57.0
More than 10 years	11,689	19.7	9,306	43.3	1,093	23.2	1,291	3.9	79.6	9.3	11.0
DK/NS	71	0.1	41	0.2	-	-	30	0.1	58.1	-	41.9

Table 3.27: Employed Persons with Less Than 1 Year in Current Job, by Selected Characteristics, Fall 2024

Selected Characteristics	Total		Caymanian		PR-WRW		Non Caymanian	
			#	%	#	%	#	%
Total	9,055	100.0	1,684	100.0	419	100.0	6,952	100.0
Employment Status								
Temporary Employment	906	10.0	185	11.0	70	16.7	652	9.4
Permanent Employment	7,532	83.2	1,315	78.0	326	77.8	5,892	84.8
DK/NS	616	6.8	185	11.0	408	5.9
Sex								
Male	4,573	50.5	822	48.8	209	50.0	3,542	50.9
Female	4,482	49.5	863	51.2	209	50.0	3,410	49.1
Age								
15 - 24	917	10.1	390	23.2	504	7.2
25 - 34	3,674	40.6	596	35.4	70	16.7	3,008	43.3
35 - 44	2,376	26.2	267	15.9	233	55.6	1,877	27.0
45 - 54	1,098	12.1	205	12.2	93	22.2	800	11.5
55 - 64	898	9.9	164	9.8	-	-	734	10.6
65+	91	1.0	62	3.7	-	-	30	0.4
Educational Attainment								
Primary and below	222	2.4	178	2.6
Middle	328	3.6	62	3.7	-	-	267	3.8
High	2,724	30.1	801	47.6	47	11.1	1,877	27.0
Post Secondary	2,442	27.0	390	23.2	163	38.9	1,889	27.2
College / University	3,256	36.0	411	24.4	186	44.4	2,659	38.3
Other	30	0.3	-	-	-	-	30	0.4
Not Stated	53	0.6	-	-	-	-	53	0.8

Table 3.28: Employed Persons with Less Than 1 Year in Current Job, by Sex, Status, and First Job, Fall 2024

Selected Characteristics	Total	First Job			Percent Distribution	
		Yes	No	DK/NS	Yes	No
Total	9,055	3,709	4,753	593	41.0	52.5
Male	4,573	1,698	2,596	278	37.1	56.8
Female	4,482	2,010	2,157	315	44.8	48.1
Caymanian	1,684	288	1,212	185	17.1	72.0
PR-WRW	419	70	326	...	16.7	77.8
Non-Caymanian	6,952	3,351	3,216	385	48.2	46.3

Table 3.29: Employed New Entrants to the Job Market by Selected Characteristics and Sex, Fall 2024

Selected Characteristics	Total		Male		Female	
	#	%	#	%	#	%
Total	3,709	100.0	1,698	100.0	2,010	100.0
Status						
Caymanian	288	7.8	164	9.7	123	6.1
PR-WRW	70	1.9	-	-	70	3.5
Non-Caymanian	3,351	90.4	1,534	90.3	1,817	90.4
Age						
15 - 24	504	13.6	251	14.8	254	12.6
25 - 34	1,832	49.4	722	42.5	1,110	55.2
35 - 44	765	20.6	349	20.6	416	20.7
45 - 54	317	8.5	198	11.7	118	5.9
55 - 64	260	7.0	148	8.7	112	5.6
65+	30	0.8	30	1.7	-	-
Educational Attainment						
Primary and below	118	3.2	89	5.2	30	1.5
Middle	59	1.6	-	-	59	2.9
High	869	23.4	408	24.0	461	22.9
Post Secondary	636	17.2	385	22.7	251	12.5
College / University	1,973	53.2	787	46.3	1,186	59.0
Other	30	0.8	30	1.7	-	-
Not Stated	-	-

Table 3.30: Employed New Entrants to the Job Market by Selected Characteristics and Status, Fall 2024

Selected Characteristics	Total		Caymanian		PR-WRW		Non Caymanian	
	#	%	#	%	#	%	#	%
Total	3,709	100.0	288	100.0	70	100.0	3,351	100.0
Sex								
Male	1,698	45.8	164	57.1	-	-	1,534	45.8
Female	2,010	54.2	123	42.9	70	100.0	1,817	54.2
Age								
15 - 24	504	13.6	185	64.3	296	8.8
25 - 34	1,832	49.4	62	21.4	1,748	52.1
35 - 44	765	20.6	721	21.5
45 - 54	317	8.5	-	-	296	8.8
55 - 64	260	7.0	-	-	-	-	260	7.8
65+	30	0.8	-	-	-	-	30	0.9
Educational Attainment								
Primary and below	118	3.2	-	-	-	-	118	3.5
Middle	59	1.6	-	-	-	-	59	1.8
High	869	23.4	164	57.1	-	-	705	21.0
Post Secondary	636	17.2	-	-	616	18.4
College / University	1,973	53.2	103	35.7	70	100.0	1,800	53.7
Other	30	0.8	-	-	-	-	30	0.9
Not Stated	-	-	-	-

Table 3.31: Employed Persons under 1 year of Employment by Sex, Status and Temporary Position, Fall 2024

Selected Characteristics	Total	First Job		Percent Distribution	
		Yes	No	Yes	No
Total	9,055	906	7,532	10.0	831.1
Male	4,573	498	3,796	10.9	761.9
Female	4,482	408	3,736	9.1	915.7
Caymanian	1,684	185	1,315	11.0	711.1
PR-WRW	419	70	326	16.7	466.7
Non-Caymanian	6,952	652	5,892	9.4	904.2

Table 3.32: Employed Persons in Temporary Positions by Selected Characteristics and Sex, Fall 2024

Selected Characteristics	Total		Male		Female	
	#	%	#	%	#	%
Total	906	100.0	498	100.0	408	100.0
Status						
Caymanian	185	20.4	103	20.6	82	20.1
PR-WRW	70	7.7	70	14.0	-	-
Non-Caymanian	652	71.9	326	65.4	326	79.9
Age						
15 - 24	141	15.6	62	12.4	80	19.6
25 - 34	458	50.6	281	56.3	178	43.6
35 - 44	147	16.2	97	19.4	50	12.3
45 - 54	59	6.5	30	5.9	30	7.3
55 - 64	80	8.8	30	5.9	50	12.3
Educational Attainment						
Primary and below	30	3.3	30	5.9	-	-
Middle	59	6.5	30	5.9	30	7.3
High	354	39.0	144	28.9	210	51.4
Post Secondary	165	18.2	135	27.2	30	7.3
College / University	299	32.9	160	32.0	139	34.1

Table 3.33: Employed Persons in Temporary Positions by Selected Characteristics and Status, Fall 2024

Selected Characteristics	Total		Caymanian		PR-WRW		Non Caymanian	
	#	%	#	%	#	%	#	%
Total	906	100.0	185	100.0	70	100.0	652	100.0
Sex								
Male	498	55.0	103	55.6	70	100.0	326	50.0
Female	408	45.0	82	44.4	-	-	326	50.0
Age								
15 - 24	141	15.6	82	44.4	-	-	59	9.1
25 - 34	458	50.6	415	63.6
35 - 44	147	16.2	41	22.2	47	66.7	59	9.1
45 - 54	59	6.5	-	-	-	-	59	9.1
55 - 64	80	8.8	-	-	59	9.1
65+	-	-	-	-
Educational Attainment								
Primary and below	30	3.3	-	-	-	-	30	4.5
Middle	59	6.5	-	-	-	-	59	9.1
High	354	39.0	123	66.7	207	31.8
Post Secondary	165	18.2	-	-	47	66.7	118	18.2
College / University	299	32.9	62	33.3	-	-	237	36.4

Table 3.34: Employed Persons by Employment Status and Sex, Fall 2024

Employment Category of Worker	Total		Male		Female		Sex Distribution	
	#	%	#	%	#	%	Male	Female
Total	59,393	100.0	30,685	100.0	28,708	100.0	51.7	48.3
Employee (work for someone)	54,141	91.2	27,238	88.8	26,902	93.7	50.3	49.7
Self-employed with NO employees	2,120	3.6	1,370	4.5	749	2.6	64.7	35.3
Self-employed with employees	2,809	4.7	1,917	6.2	892	3.1	68.2	31.8
Unpaid family business worker	-	-	-	...
DK/NS	304	0.5	160	0.5	144	0.5	52.5	47.5

Table 3.35: Employed Persons by Employment Status and Status, Fall 2024

Employment Category of Worker	Total		Caymanian		PR-WRW		Non Caymanian		Status Distribution		
	#	%	#	%	#	%	#	%	Caymanian	PR-WRW	Non Caymanian
Total	59,393	100.0	21,487	100.0	4,720	100.0	33,186	100.0	36.2	7.9	55.9
Employee (work for someone)	54,141	91.2	17,441	81.2	4,301	91.1	32,399	97.6	32.2	7.9	59.8
Self-employed with NO employees	2,120	3.6	1,561	7.3	209	4.4	349	1.1	73.7	9.9	16.5
Self-employed with employees	2,809	4.7	2,362	11.0	186	3.9	260	0.8	84.1	6.6	9.3
Unpaid family business worker	-	-	-	-	...	-	-
DK/NS	304	0.5	103	0.5	178	0.5	33.8	...	58.5

Table 3.36: Employed Persons by Occupation and Sex, Fall 2024

Occupation	Total		Male		Female		Sex Distribution	
	#	%	#	%	#	%	Male	Female
Total	59,393	100.0	30,685	100.0	28,708	100.0	51.7	48.3
Managers	5,603	9.4	2,842	9.3	2,761	9.6	50.7	49.3
Professionals	11,551	19.4	5,270	17.2	6,281	21.9	45.6	54.4
Technicians and Associate Professionals	8,092	13.6	3,967	12.9	4,125	14.4	49.0	51.0
Clerical Support Workers	2,810	4.7	770	2.5	2,040	7.1	27.4	72.6
Service and Sales Workers	11,442	19.3	4,225	13.8	7,217	25.1	36.9	63.1
Skilled agricultural, forestry and fishery workers	431	0.7	411	1.3	95.2	-
Craft and related trades workers	7,966	13.4	7,507	24.5	459	1.6	94.2	5.8
Plant and machine operators, and assemblers	2,283	3.8	2,101	6.8	182	0.6	92.0	8.0
Elementary occupations	8,491	14.3	3,215	10.5	5,276	18.4	37.9	62.1
Not Stated	723	1.2	378	1.2	345	1.2	52.3	47.7

Table 3.37: Employed Persons by Occupation and Status, Fall 2024

Occupation	Total		Caymanian		PR-WRW		Non Caymanian		Status Distribution		
	#	%	#	%	#	%	#	%	Caymanian	PR-WRW	Non Caymanian
Total	59,393	100.0	21,487	100.0	4,720	100.0	33,186	100.0	36.2	7.9	55.9
Managers	5,603	9.4	3,492	16.3	488	10.3	1,623	4.9	62.3	8.7	29.0
Professionals	11,551	19.4	4,150	19.3	1,209	25.6	6,192	18.7	35.9	10.5	53.6
Technicians and Associate Professionals	8,092	13.6	4,376	20.4	651	13.8	3,065	9.2	54.1	8.0	37.9
Clerical Support Workers	2,810	4.7	1,890	8.8	163	3.4	757	2.3	67.3	5.8	27.0
Service and Sales Workers	11,442	19.3	2,773	12.9	930	19.7	7,739	23.3	24.2	8.1	67.6
Skilled agricultural, forestry and fishery workers	431	0.7	82	0.4	326	1.0	19.1	-	75.6
Craft and related trades workers	7,966	13.4	2,157	10.0	628	13.3	5,181	15.6	27.1	7.9	65.0
Plant and machine operators, and assemblers	2,283	3.8	965	4.5	116	2.5	1,202	3.6	42.3	5.1	52.6
Elementary occupations	8,491	14.3	1,376	6.4	488	10.3	6,626	20.0	16.2	5.8	78.0
Not Stated	723	1.2	226	1.1	474	1.4	31.2	-	65.5

Table 3.38: Employed Persons by Industry and Sex, Fall 2024

Industry	Total		Male		Female		Sex Distribution	
	#	%	#	%	#	%	Male	Female
Total	59,393	100.0	30,685	100.0	28,708	100.0	51.7	48.3
Agriculture, forestry and fishing	297	0.5	256	0.8	41	0.1	86.2	13.8
Mining and quarrying	100	0.2	80	0.3	79.5	-
Manufacturing	916	1.5	669	2.2	247	0.9	73.1	26.9
Electricity, gas, steam and air conditioning supply	265	0.4	244	0.8	92.2	-
Water supply; sewerage, waste management and remediation activities	382	0.6	279	0.9	103	0.4	73.1	27
Construction	7,599	12.8	6,632	21.6	966	3.4	87.3	12.7
Wholesale and retail trade; repair of motor vehicles and motorcycles	6,488	10.9	3,702	12.1	2,786	9.7	57.1	42.9
Transportation and storage	2,256	3.8	1,429	4.7	826	2.9	63.4	36.6
Accommodation	2,437	4.1	1,233	4.0	1,205	4.2	50.6	49.4
Restaurants and Mobile Food Services Activities	3,683	6.2	2,068	6.7	1,615	5.6	56.2	43.8
Information and communication	778	1.3	537	1.8	241	0.8	69.1	30.9
Financial and insurance activities	3,916	6.6	1,506	4.9	2,410	8.4	38.5	61.5
Real estate activities	868	1.5	450	1.5	418	1.5	51.9	48.1
Professional, scientific and technical activities	5,949	10.0	3,073	10.0	2,876	10.0	51.7	48.3
Administrative and support service activities	4,213	7.1	2,021	6.6	2,193	7.6	48.0	52.0
Public administration and defence; compulsory social security	4,214	7.1	2,385	7.8	1,829	6.4	56.6	43.4
Education	2,288	3.9	682	2.2	1,606	5.6	29.8	70.2
Human health and social work activities	3,939	6.6	1,335	4.4	2,604	9.1	33.9	66.1
Arts, entertainment and recreation	1,246	2.1	746	2.4	500	1.7	59.9	40.1
Other service activities	1,667	2.8	558	1.8	1,109	3.9	33.5	66.5
Activities of households as employers	4,870	8.2	242	0.8	4,628	16.1	5.0	95.0
Not Stated	1,022	1.7	557	1.8	464	1.6	54.5	45.5

LABOUR FORCE SURVEY REPORT FALL 2024

Table 3.39: Employed Persons by Industry and Status, Fall 2024

Industry	Total		Caymanian		PR-WRW		Non Caymanian		Status Distribution		
	#	%	#	%	#	%	#	%	Caymanian	PR-WRW	Non Caymanian
Total	59,393	100.0	21,487	100.0	4,720	100.0	33,186	100.0	36.2	7.9	55.9
Agriculture, forestry and fishing	297	0.5	103	0.5	47	1.0	148	0.4	34.5	15.6	49.8
Mining and quarrying	100	0.2	41	0.2	-	-	59	0.2	41.0	-	59.0
Manufacturing	916	1.5	349	1.6	70	1.5	497	1.5	38.1	7.6	54.3
Electricity, gas, steam and air conditioning supply	265	0.4	205	1.0	-	-	59	0.2	77.6	-	22.4
Water supply; sewerage, waste management and remediation activities	382	0.6	247	1.1	47	1.0	89	0.3	64.6	12.2	23.3
Construction	7,599	12.8	2,198	10.2	535	11.3	4,866	14.7	28.9	7.0	64.0
Wholesale and retail trade; repair of motor vehicles and motorcycles	6,488	10.9	2,280	10.6	674	14.3	3,533	10.6	35.1	10.4	54.5
Transportation and storage	2,256	3.8	1,541	7.2	93	2.0	622	1.9	68.3	4.1	27.6
Accommodation	2,437	4.1	555	2.6	302	6.4	1,580	4.8	22.8	12.4	64.8
Restaurants and Mobile Food Services Activities	3,683	6.2	514	2.4	256	5.4	2,913	8.8	13.9	6.9	79.1
Information and communication	778	1.3	431	2.0	140	3.0	207	0.6	55.4	17.9	26.6
Financial and insurance activities	3,916	6.6	2,547	11.9	233	4.9	1,136	3.4	65.1	5.9	29.0
Real estate activities	868	1.5	472	2.2	372	1.1	54.4	...	42.9
Professional, scientific and technical activities	5,949	10.0	2,609	12.1	628	13.3	2,712	8.2	43.9	10.6	45.6
Administrative and support service activities	4,213	7.1	801	3.7	279	5.9	3,133	9.4	19.0	6.6	74.4
Public administration and defence; compulsory social security	4,214	7.1	3,122	14.5	209	4.4	882	2.7	74.1	5.0	20.9
Education	2,288	3.9	740	3.4	140	3.0	1,409	4.2	32.3	6.1	61.6
Human health and social work activities	3,939	6.6	1,048	4.9	535	11.3	2,357	7.1	26.6	13.6	59.8
Arts, entertainment and recreation	1,246	2.1	555	2.6	70	1.5	622	1.9	44.5	5.6	49.9
Other service activities	1,667	2.8	349	1.6	140	3.0	1,178	3.6	20.9	8.4	70.7
Activities of households as employers	4,870	8.2	349	1.6	186	3.9	4,335	13.1	7.2	3.8	89.0
Not Stated	1,022	1.7	431	2.0	116	2.5	474	1.4	42.2	11.4	46.4

Table 3.40: Average Usual Hours Worked per Week by Industry and Sex, Fall 2024

Industry	Total	Male	Female
Total	42.8	43.5	42.0
Agriculture, forestry and fishing	37.9	38.8	32.5
Mining and quarrying	48.8	48.5	50.0
Manufacturing	47.0	47.3	46.4
Electricity, gas, steam and air conditioning supply	44.7	45.1	40.0
Water supply; sewerage, waste management and remediation activities	41.2	41.6	40.2
Construction	45.0	45.5	41.7
Wholesale and retail trade; repair of motor vehicles and motorcycles	43.3	43.7	42.8
Transportation and storage	41.3	41.8	40.5
Accommodation	43.1	44.0	42.3
Restaurants and Mobile Food Services Activities	43.8	44.0	43.6
Information and communication	44.9	44.4	46.1
Financial and insurance activities	41.8	42.2	41.6
Real estate activities	43.2	42.9	43.5
Professional, scientific and technical activities	42.6	44.1	41.1
Administrative and support service activities	44.9	47.1	42.9
Public administration and defence; compulsory social security	40.1	40.0	40.3
Education	39.8	40.2	39.7
Human health and social work activities	43.5	43.6	43.5
Arts, entertainment and recreation	42.2	42.9	41.2
Other service activities	42.0	41.6	42.3
Activities of households as employers	42.5	36.3	42.8
Not Stated	31.1	29.2	33.4

Table 3.41: Average Usual Hours Worked per Week by Industry and Status, Fall 2024

Industry	Total	Caymanian	PR WRW	Non
				Caymanian
Total	42.8	41.7	43.3	43.4
Agriculture, forestry and fishing	37.9	34.0	35.0	41.6
Mining and quarrying	48.8	50.0	-	48.0
Manufacturing	47.0	46.0	53.3	46.9
Electricity, gas, steam and air conditioning supply	44.7	45.3	-	42.5
Water supply; sewerage, waste management and remediation activities	41.2	39.5	40.0	46.7
Construction	45.0	44.4	46.2	45.1
Wholesale and retail trade; repair of motor vehicles and motorcycles	43.3	42.8	44.8	43.4
Transportation and storage	41.3	39.9	38.8	45.2
Accommodation	43.1	42.1	43.8	43.4
Restaurants and Mobile Food Services Activities	43.8	44.6	46.0	43.5
Information and communication	44.9	46.3	44.2	42.6
Financial and insurance activities	41.8	41.6	42.3	42.1
Real estate activities	43.2	42.3	60.0	43.2
Professional, scientific and technical activities	42.6	43.4	41.0	42.2
Administrative and support service activities	44.9	41.0	43.4	46.0
Public administration and defence; compulsory social security	40.1	39.3	47.9	41.5
Education	39.8	40.8	45.0	38.8
Human health and social work activities	43.5	40.9	42.5	44.9
Arts, entertainment and recreation	42.2	40.5	45.0	43.5
Other service activities	42.0	46.5	30.7	42.1
Activities of households as employers	42.5	35.0	41.9	43.1
Not Stated	31.1	32.0	38.0	28.6

Table 3.42: Average Actual Hours Worked per Week by Industry and Sex, Fall 2024

Industry	Total	Male	Female
Total	38.2	38.3	38.0
Agriculture, forestry and fishing	35.1	35.5	32.5
Mining and quarrying	26.5	25.5	-
Manufacturing	37.9	36.3	42.2
Electricity, gas, steam and air conditioning supply	39.7	39.7	40.0
Water supply; sewerage, waste management and remediation activities	38.8	39.4	37.0
Construction	38.2	38.7	35.3
Wholesale and retail trade; repair of motor vehicles and motorcycles	39.6	39.5	39.8
Transportation and storage	36.5	37.7	34.4
Accommodation	36.4	38.1	34.6
Restaurants and Mobile Food Services Activities	36.9	37.2	36.6
Information and communication	42.1	42.7	40.8
Financial and insurance activities	38.1	37.5	38.6
Real estate activities	39.4	38.2	40.8
Professional, scientific and technical activities	40.2	40.5	39.8
Administrative and support service activities	39.0	40.5	37.6
Public administration and defence; compulsory social security	37.5	39.1	35.5
Education	33.1	33.1	33.1
Human health and social work activities	40.8	39.4	41.5
Arts, entertainment and recreation	32.9	31.9	34.3
Other service activities	38.3	38.1	38.5
Activities of households as employers	39.1	32.7	39.4
Not Stated	28.3	26.1	31.0

Table 3.43: Average Actual Hours Worked per Week by Industry and Status, Fall 2024

Industry	Total	Caymanian	PR WRW	Non
				Caymanian
Total	38.2	37.5	38.9	38.5
Agriculture, forestry and fishing	35.1	32.4	-	37.0
Mining and quarrying	26.5	30.0	-	24.0
Manufacturing	37.9	35.1	41.3	39.4
Electricity, gas, steam and air conditioning supply	39.7	38.9	-	42.5
Water supply; sewerage, waste management and remediation activities	38.8	36.2	37.5	46.7
Construction	38.2	38.7	39.4	37.9
Wholesale and retail trade; repair of motor vehicles and motorcycles	39.6	37.5	42.6	40.5
Transportation and storage	36.5	34.6	34.0	41.4
Accommodation	36.4	34.0	36.8	37.1
Restaurants and Mobile Food Services Activities	36.9	37.5	38.3	36.7
Information and communication	42.1	41.9	44.2	41.3
Financial and insurance activities	38.1	38.7	37.0	37.2
Real estate activities	39.4	39.8	60.0	37.6
Professional, scientific and technical activities	40.2	41.2	39.6	39.4
Administrative and support service activities	39.0	37.5	39.1	39.3
Public administration and defence; compulsory social security	37.5	36.5	43.3	39.9
Education	33.1	35.0	39.0	31.5
Human health and social work activities	40.8	36.9	35.0	43.8
Arts, entertainment and recreation	32.9	35.8	46.7	28.7
Other service activities	38.3	44.1	27.5	37.9
Activities of households as employers	39.1	29.5	37.9	39.9
Not Stated	28.3	29.5	35.0	25.6

Table 3.44: Employed Persons by Type of Earnings and Sex, Fall 2024

Type of Earnings	Total		Male		Female		Sex Distribution	
	#	%	#	%	#	%	Male	Female
Total	59,393	100.0	30,685	100.0	28,708	100.0	51.7	48.3
Earning from employment	58,601	98.7	30,238	98.5	28,363	98.8	51.6	48.4
Investment	2,018	3.4	1,243	4.1	775	2.7	61.6	38.4
Maintenance/Child Support	135	0.2	-	-	135	0.5	-	100.0
Student Loans/Grants	41	0.1	41	0.1	-	-	100.0	-
Pension/Seafarers Benefits	596	1.0	367	1.2	229	0.8	61.6	38.4
Rental Income	2,239	3.8	1,429	4.7	810	2.8	63.8	36.2
Other Sources of Income	1,215	2.0	675	2.2	541	1.9	55.5	44.5
Not Stated	112	0.2	91	0.3	81.6	...

Table 3.45: Employed Persons by Type of Earnings and Status, Fall 2024

Type of Earnings	Total		Caymanian		PR-WRW		Non Caymanian		Status Distribution		
	#	%	#	%	#	%	#	%	Caymanian	PR-WRW	Non Caymanian
Total	59,393	100.0	21,487	100.0	4,720	100.0	33,186	100.0	36.2	7.9	55.9
Earning from employment	58,601	98.7	21,097	98.2	4,673	99.0	32,831	98.9	36.0	8.0	56.0
Investment	2,018	3.4	1,130	5.3	302	6.4	586	1.8	56.0	15.0	29.0
Maintenance/Child Support	135	0.2	82	0.4	...	#VALUE!	30	0.1	60.8	...	21.9
Student Loans/Grants	41	0.1	41	0.2	-	-	-	-	100.0	-	-
Pension/Seafarers Benefits	596	1.0	514	2.4	...	#VALUE!	59	0.2	86.2	...	9.9
Rental Income	2,239	3.8	1,664	7.7	256	5.4	319	1.0	74.3	11.4	14.3
Other Sources of Income	1,215	2.0	1,027	4.8	70	1.5	118	0.4	84.5	5.7	9.7
Not Stated	112	0.2	82	0.4	-	-	30	0.1	73.5	-	26.5

Table 3.46: Employed Persons by Main Monthly Earnings and Sex, Fall 2024

Income	Total		Male		Female		Sex Distribution	
	#	%	#	%	#	%	Male	Female
Total	59,393	100.0	30,685	100.0	28,708	100.0	51.7	48.3
\$ 0 - \$ 799	1,070	1.8	406	1.3	664	2.3	38.0	62.0
\$ 800 - \$ 1,599	7,250	12.2	2,271	7.4	4,979	17.3	31.3	68.7
\$ 1,600 - \$ 2,399	9,687	16.3	4,864	15.9	4,823	16.8	50.2	49.8
\$ 2,400 - \$ 3,199	8,914	15.0	5,475	17.8	3,440	12.0	61.4	38.6
\$ 3,200 - \$ 3,999	5,532	9.3	3,228	10.5	2,303	8.0	58.4	41.6
\$ 4,000 - \$ 4,799	4,784	8.1	2,595	8.5	2,189	7.6	54.2	45.8
\$ 4,800 - \$ 5,599	4,099	6.9	2,143	7.0	1,956	6.8	52.3	47.7
\$ 5,600 - \$ 6,399	3,456	5.8	1,771	5.8	1,685	5.9	51.2	48.8
\$ 6,400 - \$ 7,199	2,551	4.3	1,086	3.5	1,465	5.1	42.6	57.4
\$ 7,200 - \$ 7,999	1,790	3.0	1,001	3.3	789	2.7	55.9	44.1
\$ 8,000 - \$ 8,799	1,228	2.1	802	2.6	426	1.5	65.3	34.7
\$ 8,800 - \$ 9,599	1,254	2.1	656	2.1	598	2.1	52.3	47.7
\$ 9,600 - \$ 10,399	1,024	1.7	500	1.6	523	1.8	48.9	51.1
\$ 10,400 - \$ 11,199	808	1.4	430	1.4	378	1.3	53.2	46.8
\$ 11,200 - \$ 11,999	472	0.8	220	0.7	252	0.9	46.6	53.4
\$ 12,000 - \$ 12,799	618	1.0	359	1.2	259	0.9	58.1	41.9
\$ 12,800 - \$ 13,599	341	0.6	235	0.8	105	0.4	69.1	30.9
\$ 13,600 - \$ 14,399	570	1.0	224	0.7	346	1.2	39.3	60.7
\$ 14,400 - \$ 15,199	337	0.6	234	0.8	103	0.4	69.5	30.5
\$ 15,200 - \$ 15,999	291	0.5	226	0.7	64	0.2	77.9	22.1
\$ 16,000 - \$ 16,799	259	0.4	124	0.4	135	0.5	47.8	52.2
\$ 16,800 +	1,459	2.5	1,059	3.5	400	1.4	72.6	27.4
Not Stated	1,601	2.7	775	2.5	826	2.9	48.4	51.6

Table 3.47: Mean and Median Main Monthly Earnings by Sex, Fall 2024

Sex	Monthly Earnings CI\$	
	Mean	Median
Total	4,718.38	3,599.50
Male	5,036.29	3,599.50
Female	4,377.35	3,599.50

Table 3.48: Employed Persons by Main Monthly Earnings and Status, Fall 2024

Income	Total		Caymanian		PR-WRW		Non Caymanian		Status Distribution		
	#	%	#	%	#	%	#	%	Caymanian	PR-WRW	Non Caymanian
Total	59,393	100.0	21,487	100.0	4,720	100.0	33,186	100.0	36.2	7.9	55.9
\$ 0 - \$ 799	1,070	1.8	431	2.0	616	1.9	40.3	-	57.5
\$ 800 - \$ 1,599	7,250	12.2	1,068	5.0	349	7.4	5,833	17.6	14.7	4.8	80.5
\$ 1,600 - \$ 2,399	9,687	16.3	1,705	7.9	372	7.9	7,610	22.9	17.6	3.8	78.6
\$ 2,400 - \$ 3,199	8,914	15.0	2,629	12.2	791	16.7	5,494	16.6	29.5	8.9	61.6
\$ 3,200 - \$ 3,999	5,532	9.3	2,486	11.6	419	8.9	2,628	7.9	44.9	7.6	47.5
\$ 4,000 - \$ 4,799	4,784	8.1	2,383	11.1	465	9.9	1,936	5.8	49.8	9.7	40.5
\$ 4,800 - \$ 5,599	4,099	6.9	2,075	9.7	349	7.4	1,676	5.0	50.6	8.5	40.9
\$ 5,600 - \$ 6,399	3,456	5.8	1,520	7.1	302	6.4	1,633	4.9	44.0	8.7	47.3
\$ 6,400 - \$ 7,199	2,551	4.3	1,150	5.4	140	3.0	1,261	3.8	45.1	5.5	49.4
\$ 7,200 - \$ 7,999	1,790	3.0	781	3.6	186	3.9	823	2.5	43.6	10.4	46.0
\$ 8,000 - \$ 8,799	1,228	2.1	740	3.4	163	3.4	326	1.0	60.2	13.3	26.5
\$ 8,800 - \$ 9,599	1,254	2.1	657	3.1	70	1.5	527	1.6	52.4	5.6	42.0
\$ 9,600 - \$ 10,399	1,024	1.7	575	2.7	70	1.5	379	1.1	56.2	6.8	37.0
\$ 10,400 - \$ 11,199	808	1.4	431	2.0	116	2.5	260	0.8	53.4	14.4	32.2
\$ 11,200 - \$ 11,999	472	0.8	267	1.2	116	2.5	89	0.3	56.6	24.6	18.8
\$ 12,000 - \$ 12,799	618	1.0	288	1.3	93	2.0	237	0.7	46.6	15.1	38.4
\$ 12,800 - \$ 13,599	341	0.6	205	1.0	47	1.0	89	0.3	60.3	13.6	26.1
\$ 13,600 - \$ 14,399	570	1.0	247	1.1	116	2.5	207	0.6	43.2	20.4	36.4
\$ 14,400 - \$ 15,199	337	0.6	185	0.9	70	1.5	82	0.2	54.8	20.7	24.5
\$ 15,200 - \$ 15,999	291	0.5	185	0.9	47	1.0	59	0.2	63.6	16.0	20.4
\$ 16,000 - \$ 16,799	259	0.4	123	0.6	47	1.0	89	0.3	47.7	18.0	34.4
\$ 16,800 +	1,459	2.5	575	2.7	233	4.9	652	2.0	39.4	15.9	44.7
Not Stated	1,601	2.7	781	3.6	140	3.0	681	2.1	48.7	8.7	42.5

Table 3.49: Mean and Median Main Monthly Earnings by Status, Fall 2024

Sex	Monthly Earnings CI\$	
	Mean	Median
Total	4,718.38	3,599.50
Caymanian	5,715.37	4,399.50
PR-WRW	6,145.69	4,399.50
Non Caymanians	3,882.12	2,799.50

Table 3.50: Employed Persons by Other Monthly Earnings and Sex, Fall 2024

Income	Total		Male		Female		Sex Distribution	
	#	%	#	%	#	%	Male	Female
Total	59,393	100.0	30,685	100.0	28,708	100.0	51.7	48.3
\$ 0 - \$ 799	873	1.5	386	1.3	488	1.7	44.2	55.8
\$ 800 - \$ 1599	1,376	2.3	743	2.4	634	2.2	54.0	46.0
\$ 1600 - \$ 2399	785	1.3	468	1.5	318	1.1	59.6	40.4
\$ 2400 - \$ 3199	446	0.8	308	1.0	138	0.5	69.1	30.9
\$ 3200 - \$ 3999	373	0.6	293	1.0	80	0.3	78.6	21.4
\$ 4000 - \$ 4799	293	0.5	126	0.4	167	0.6	43.0	57.0
\$ 4800 - \$ 5599	126	0.2	64	0.2	62	0.2	51.1	48.9
\$ 5600 - \$ 6399	190	0.3	105	0.3	85	0.3	55.4	44.6
\$ 6400 - \$ 7199	153	0.3	112	0.4	41	0.1	73.1	26.9
\$ 7200 - \$ 7999	62	0.1	62	0.2	-	-	100.0	-
\$ 8000 - \$ 8799	132	0.2	41	0.1	91	0.3	31.0	69.0
\$ 8800 - \$ 9599	50	0.1	30	0.1	59.0	-
\$ 11200 - \$ 11999	41	0.1	-	-
\$ 12000 - \$ 12799	-	-	-	-
\$ 15200 - \$ 15999	82	0.1	41	0.1	41	0.1	50.0	50.0
\$ 16800 +	124	0.2	94	0.3	30	0.1	76.0	24.0
23	50,483	85.0	25,790	84.0	24,693	86.0	51.1	48.9
DK/NS	3,759	6.3	1,959	6.4	1,801	6.3	52.1	47.9

Table 3.51: Mean and Median other Monthly Earnings by Sex, Fall 2024

Sex	Monthly Earnings CI\$	
	Mean	Median
Total	3,246.49	1,999.50
Male	3,497.60	1,999.50
Female	2,913.42	1,199.50

Table 3.52: Employed Persons by Other Monthly Earnings and Status, Fall 2024

Income	Total		Caymanian		PR-WRW		Non Caymanian		Status Distribution		
	#	%	#	%	#	%	#	%	Caymanian	PR-WRW	Non Caymanian
Total	59,393	100.0	21,487	100.0	4,720	100.0	33,186	100.0	36.2	7.9	55.9
\$ 0 - \$ 799	873	1.5	514	2.4	93	2.0	267	0.8	58.8	10.7	30.5
\$ 800 - \$ 1,599	1,376	2.3	1,089	5.1	93	2.0	195	0.6	79.1	6.8	14.1
\$ 1,600 - \$ 2,399	785	1.3	555	2.6	207	0.6	70.6	-	26.4
\$ 2,400 - \$ 3,199	446	0.8	288	1.3	70	1.5	89	0.3	64.5	15.6	19.9
\$ 3,200 - \$ 3,999	373	0.6	185	0.9	70	1.5	118	0.4	49.6	18.7	31.8
\$ 4,000 - \$ 4,799	293	0.5	247	1.1	47	1.0	-	-	84.1	15.9	-
\$ 4,800 - \$ 5,599	126	0.2	103	0.5	-	-	81.5	-	-
\$ 5,600 - \$ 6,399	190	0.3	144	0.7	47	1.0	-	-	75.6	24.4	-
\$ 6,400 - \$ 7,199	153	0.3	123	0.6	-	-	30	0.1	80.6	-	19.4
\$ 7,200 - \$ 7,999	62	0.1	62	0.3	-	-	-	-	100.0	-	-
\$ 8,000 - \$ 8,799	132	0.2	103	0.5	-	-	30	0.1	77.6	-	22.4
\$ 8,800 - \$ 9,599	50	0.1	-	-	30	0.1	-	-	59.0
\$ 11,200 - \$ 11,999	41	0.1	41	0.2	-	-	-	-	100.0	-	-
\$ 12,000 - \$ 12,799	-	-	-	-	-	-	-
\$ 15,200 - \$ 15,999	82	0.1	82	0.4	-	-	-	-	100.0	-	-
\$ 16,800 +	124	0.2	41	0.2	59	0.2	33.2	-	47.9
No other income	50,483	85.0	15,900	74.0	3,813	80.8	30,770	92.7	31.5	7.6	61.0
Not Stated	3,759	6.3	1,972	9.2	395	8.4	1,392	4.2	52.5	10.5	37.0

Table 3.53: Mean and Median other Monthly Earnings by Status, Fall 2024

Sex	Monthly Earnings CI\$	
	Mean	Median
Total	3,246.49	1,999.50
Caymanian	3,213.14	1,999.50
PR-WRW	3,781.32	2,799.50
Non Caymanians	3,097.10	1,999.50

Table 3.54: Usually Employed Persons by Selected Characteristics and Sex, Fall 2024

Selected Characteristics	Total		Male		Female	
	#	%	#	%	#	%
Total	57,710	100.0	29,806	100.0	27,904	100.0
Status						
Caymanian	21,529	37.3	10,949	36.7	10,579	37.9
PR-WRW	4,766	8.3	2,279	7.6	2,488	8.9
Non-Caymanian	31,415	54.4	16,578	55.6	14,837	53.2
Age						
15 - 24	2,859	5.0	1,567	5.3	1,292	4.6
25 - 34	14,442	25.0	6,944	23.3	7,498	26.9
35 - 44	16,627	28.8	8,874	29.8	7,753	27.8
45 - 54	13,498	23.4	7,078	23.7	6,420	23.0
55 - 64	7,740	13.4	4,018	13.5	3,721	13.3
65+	2,544	4.4	1,324	4.4	1,219	4.4
Educational Attainment						
None	50	0.1	50	0.2	-	-
Primary and below	1,072	1.9	503	1.7	569	2.0
Middle	2,480	4.3	1,167	3.9	1,313	4.7
High	17,682	30.6	9,685	32.5	7,997	28.7
Post Secondary	15,191	26.3	8,375	28.1	6,816	24.4
College / University	20,920	36.2	9,865	33.1	11,054	39.6
Other	82	0.1	62	0.2
Not Stated	233	0.4	139	0.5	94	0.3

Table 3.55: Usually Employed Persons by Selected Characteristics and Status, Fall 2024

Selected Characteristics	Total		Caymanian		PR-WRW		Non Caymanian	
	#	%	#	%	#	%	#	%
Total	57,710	100.0	21,529	100.0	4,766	100.0	31,415	100.0
Sex								
Male	29,806	51.6	10,949	50.9	2,279	47.8	16,578	52.8
Female	27,904	48.4	10,579	49.1	2,488	52.2	14,837	47.2
Age								
15 - 24	2,859	5.0	1,746	8.1	47	1.0	1,066	3.4
25 - 34	14,442	25.0	4,252	19.8	860	18.0	9,330	29.7
35 - 44	16,627	28.8	4,047	18.8	1,976	41.5	10,604	33.8
45 - 54	13,498	23.4	5,259	24.4	1,093	22.9	7,147	22.7
55 - 64	7,740	13.4	4,129	19.2	698	14.6	2,913	9.3
65+	2,544	4.4	2,095	9.7	93	2.0	355	1.1
Educational Attainment								
None	50	0.1	-	-	30	0.1
Primary and below	1,072	1.9	452	2.1	116	2.4	504	1.6
Middle	2,480	4.3	760	3.5	209	4.4	1,511	4.8
High	17,682	30.6	7,621	35.4	1,186	24.9	8,875	28.3
Post Secondary	15,191	26.3	5,526	25.7	1,139	23.9	8,526	27.1
College / University	20,920	36.2	7,005	32.5	2,116	44.4	11,799	37.6
Other	82	0.1	82	0.4	-	-	-	-
Not Stated	233	0.4	62	0.3	-	-	171	0.5

SECTION 4: UNDEREMPLOYED
Table 4.1: Underemployed Persons by Selected Characteristics and Sex, Fall 2024

Age Group	Total		Male		Female	
	#	%	#	%	#	%
Total	4,403	100.0	2,281	100.0	2,123	100.0
Status						
Caymanian	1,109	25.2	637	27.9	472	22.3
PR-WRW	140	3.2	70	3.1	70	3.3
Non-Caymanian	3,154	71.6	1,574	69.0	1,580	74.5
Age						
15 - 24	322	7.3	180	7.9	141	6.7
25 - 34	1,282	29.1	623	27.3	659	31.1
35 - 44	1,192	27.1	640	28.1	552	26.0
45 - 54	806	18.3	393	17.2	413	19.5
55 - 64	552	12.5	322	14.1	230	10.8
65+	249	5.7	123	5.4	126	5.9
Educational Attainment						
Primary and below	230	5.2	100	4.4	130	6.1
Middle	251	5.7	133	5.8	118	5.6
High	1,540	35.0	707	31.0	833	39.2
Post Secondary	1,257	28.5	696	30.5	561	26.4
College / University	1,036	23.5	555	24.3	480	22.6
Not Stated	89	2.0	89	3.9	-	-

Table 4.2: Underemployed Persons by Selected Characteristics and Status, Fall 2024

Age Group	Total		Caymanian		PR-WRW		Non Caymanian	
	#	%	#	%	#	%	#	%
Total	4,403	100.0	1,109	100.0	140	100.0	3,154	100.0
Sex								
Male	2,281	51.8	637	57.4	70	50.0	1,574	49.9
Female	2,123	48.2	472	42.6	70	50.0	1,580	50.1
Age								
15 - 24	322	7.3	144	13.0	-	-	178	5.6
25 - 34	1,282	29.1	205	18.5	-	-	1,077	34.1
35 - 44	1,192	27.1	164	14.8	93	67	935	29.6
45 - 54	806	18.3	144	13.0	639	20.3
55 - 64	552	12.5	226	20.4	-	-	326	10.3
65+	249	5.7	226	20.4	-	-
DK/NS	-	5.7	226	20.4	-	-
Educational Attainment								
Primary and below	230	5.2	82	7.4	-	-	148	4.7
Middle	251	5.7	207	6.6
High	1,540	35.0	493	44.4	1,024	32.5
Post Secondary	1,257	28.5	411	37.0	823	26.1
College / University	1,036	23.5	103	9.3	70	50.0	863	27.4
Not Stated	89	2.0	-	-	-	-	89	2.8

Table 4.3: Underemployed Persons by Status and Sex, Fall 2024

Age Group	Total		Male		Female		Sex Distribution	
	#	%	#	%	#	%	Male	Female
Total	4,403	100.0	2,281	100.0	2,123	100.0	51.8	48.2
15 - 24	322	7.3	180	7.9	141	6.7	56.0	44.0
25 - 34	1,282	29.1	623	27.3	659	31.1	48.6	51.4
35 - 44	1,192	27.1	640	28.1	552	26.0	53.7	46.3
45 - 54	806	18.3	393	17.2	413	19.5	48.7	51.3
55 - 64	552	12.5	322	14.1	230	10.8	58.3	41.7
65+	249	5.7	123	5.4	126	5.9	49.5	50.5

Table 4.4: Underemployed Persons by Age Group and Sex, Fall 2024

Status	Total		Male		Female		Sex Distribution	
	#	%	#	%	#	%	Male	Female
Total	4,403	100.0	2,281	100.0	2,123	100.0	51.8	48.2
Caymanian	1,109	25.2	637	27.9	472	22.3	57.4	42.6
PR-WRW	140	3.2	70	3.1	70	3.3	50.0	50.0
Non Caymanian	3,154	71.6	1,574	69.0	1,580	74.5	49.9	50.1

Table 4.5: Underemployed Persons by Age Group and Status, Fall 2024

Age Group	Total		Caymanian		PR-WRW		Non Caymanian		Status Distribution		
	#	%	#	%	#	%	#	%	Caymanian	PR-WRW	Non Caymanian
Total	4,403	100.0	1,109	100.0	140	100.0	3,154	100.0	25.2	3.2	71.6
15 - 24	322	7.3	144	13.0	-	-	178	5.6	44.7	-	55.3
25 - 34	1,282	29.1	205	18.5	-	-	1,077	34.1	16.0	-	84.0
35 - 44	1,192	27.1	164	14.8	93	66.7	935	29.6	13.8	7.8	78.4
45 - 54	806	18.3	144	13.0	639	20.3	17.8	...	79.3
55 - 64	552	12.5	226	20.4	-	-	326	10.3	41.0	-	59.0
65+	249	5.7	226	20.4	-	-	90.7	...	-

Table 4.6: Underemployed Persons by Educational Attainment and Sex, Fall 2024

Educational Attainment	Total		Male		Female		Sex Distribution	
	#	%	#	%	#	%	Male	Female
Total	4,403	100.0	2,281	100.0	2,123	100.0	51.8	48.2
Primary and below	230	5.2	100	4.4	130	6.1	43.6	56.4
Middle	251	5.7	133	5.8	118	5.6	52.8	47.2
High	1,540	35.0	707	31.0	833	39.2	45.9	54.1
Post Secondary	1,257	28.5	696	30.5	561	26.4	55.4	44.6
College / University	1,036	23.5	555	24.3	480	22.6	53.6	46.4
Other	-	-	-	-	-	-	-	-
Not Stated	89	2.0	89	3.9	-	-	100.0	-

Table 4.7: Underemployed Persons by Educational Attainment and Status, Fall 2024

Educational Attainment	Total		Caymanian		PR-WRW		Non Caymanian		Status Distribution		
	#	%	#	%	#	%	#	%	Caymanian	PR-WRW	Non Caymanian
Total	4,403	100.0	1,109	100.0	140	100.0	3,154	100.0	25.2	3.2	71.6
Primary and below	230	5.2	82	7.4	-	-	148	4.7	35.7	-	64.3
Middle	251	5.7	207	6.6	82.6
High	1,540	35.0	493	44.4	1,024	32.5	32.0	...	66.5
Post Secondary	1,257	28.5	411	37.0	823	26.1	32.7	...	65.5
College / University	1,036	23.5	103	9.3	70	50.0	863	27.4	9.9	6.7	83.3
Not Stated	89	2.0	-	-	-	-	89	2.8	-	-	100.0

Table 4.8: Underemployed Persons by Sex, Status, and With or Without Education Training, Fall 2024

Selected Characteristics	Total	With Training	Without Training	Not Stated	Percent Distribution	
					With Training	Without Training
Total	4,403	835	3,479	89	19.0	79.0
Male	2,281	310	1,882	89	13.6	82.5
Female	2,123	525	1,597	-	24.7	75.3
Caymanian	1,109	226	883	-	20.4	79.6
PR-WRW	140	23	116	-	16.7	83.3
Non-Caymanian	3,154	586	2,479	89	18.6	78.6

Table 4.9: Underemployed Persons by Sex, Status, and With or Without Training, Fall 2024

Selected Characteristics	Total	With Training	Without Training	Not Stated	Percent Distribution	
					With Training	Without Training
Total	4,403	3,278	956	169	74.4	21.7
Male	2,281	1,785	386	109	78.3	16.9
Female	2,123	1,493	570	59	70.3	26.9
Caymanian	1,109	883	205	...	79.6	18.5
PR-WRW	140	93	47	-	66.7	33.3
Non-Caymanian	3,154	2,302	705	148	73.0	22.3

Table 4.10: Underemployed Persons by Main Reason for Working Less than 30 hours and Sex, Fall 2024

Educational Attainment	Total		Male		Female		Sex Distribution	
	#	%	#	%	#	%	Male	Female
Total	4,403	100.0	2,281	100.0	2,123	100.0	51.8	48.2
Student / In training	71	1.6	30	1.3	41	1.9	41.9	58.1
Home / Family duties	-	-	-	...
Temporary Illness / Injury / medical reason	100	2.3	41	1.8	59	2.8	41.0	59.0
Seasonal inactivity	408	9.3	202	8.9	206	9.7	49.5	50.5
Job ended in ref week	160	3.6	50	2.2	109	5.2	31.4	68.6
Only some hours available	543	12.3	221	9.7	322	15.2	40.7	59.3
Retired and need to supplement income	41	0.9
No work available	160	3.6	71	3.1	89	4.2	44.3	55.7
Other	2,499	56.7	1,394	61.1	1,105	52.0	55.8	44.2
DK/NS	402	9.1	251	11.0	150	7.1	62.5	37.5

Table 4.11: Underemployed Persons by Main Reason for Working Less than 30 hours and Status, Fall 2024

Educational Attainment	Total		Caymanian		PR-WRW		Non Caymanian		Status Distribution		
	#	%	#	%	#	%	#	%	Caymanian	PR-WRW	Non Caymanian
Total	4,403	100.0	1,109	100.0	140	100.0	3,154	100.0	25.2	3.2	71.6
Student / In training	71	1.6	41	3.7	-	-	30	0.9	58.1	-	41.9
Home / Family duties	-	-	-	-	...	-	-
Temporary Illness / Injury / medical reason	100	2.3	41	3.7	-	-	59	1.9	41.0	-	59.0
Seasonal inactivity	408	9.3	144	13.0	241	7.6	35.2	-	59
Job ended in ref week	160	3.6	41	3.7	-	-	118	3.8	25.7	-	74.3
Only some hours available	543	12.3	164	14.8	-	-	379	12.0	30.3	-	69.7
Retired and need to supplement income	41	0.9	41	3.7	-	-	-	-	100.0	-	-
No work available	160	3.6	41	3.7	-	-	118	3.8	25.7	-	74.3
Other	2,499	56.7	493	44.4	116	83.3	1,889	59.9	19.7	4.7	75.6
DK/NS	402	9.1	82	7.4	-	-	319	10.1	20.5	-	79.5

Table 4.12: Underemployed Persons by Occupation and Sex, Fall 2024

Occupation	Total		Male		Female		Sex Distribution	
	#	%	#	%	#	%	Male	Female
Total	4,403	100.0	2,281	100.0	2,123	100.0	51.8	48.2
Managers	239	5.4	109	4.8	130	6.1	45.7	54.3
Professionals	499	11.3	192	8.4	307	14.4	38.5	61.5
Technicians and Associate Professionals	359	8.2	224	9.8	135	6.4	62.4	37.6
Clerical Support Workers	288	6.5	41	1.8	247	11.6	14.3	85.7
Service and Sales Workers	757	17.2	387	17.0	369	17.4	51.2	48.8
Craft and related trades workers	717	16.3	658	28.8	59	2.8	91.7	8.3
Plant and machine operators, and assemblers	350	7.9	329	14.4	94.1	...
Elementary occupations	1,174	26.7	340	14.9	834	39.3	28.9	71.1
Not Stated	-	-	-	-

Table 4.13: Underemployed Persons by Occupation and Status, Fall 2024

Occupation	Total		Caymanian		PR-WRW		Non Caymanian		Status Distribution		
	#	%	#	%	#	%	#	%	Caymanian	PR-WRW	Non Caymanian
Total	4,403	100.0	1,109	100.0	140	100.0	3,154	100.0	25.2	3.2	71.6
Managers	239	5.4	62	5.6	-	-	178	5.6	25.7	-	74.3
Professionals	499	11.3	70	50.0	408	12.9	...	14.0	81.9
Technicians and Associate Professionals	359	8.2	164	14.8	-	-	195	6.2	45.8	-	54.2
Clerical Support Workers	288	6.5	205	18.5	-	-	82	2.6	71.3	-	28.7
Service and Sales Workers	757	17.2	164	14.8	-	-	592	18.8	21.7	-	78.3
Craft and related trades workers	717	16.3	226	20.4	468	14.8	31.5	...	65.2
Plant and machine operators, and assemblers	350	7.9	185	16.7	142	4.5	52.8	...	40.5
Elementary occupations	1,174	26.7	62	5.6	1,090	34.5	5.2	...	92.8
Not Stated	-	-	-	-	...	-	-

Table 4.14: Underemployed Persons by Industry and Sex, Fall 2024

Industry	Total		Male		Female		Sex Distribution	
	#	%	#	%	#	%	Male	Female
Total	4,403	100.0	2,281	100.0	2,123	100.0	51.8	48.2
Manufacturing	-	-	...	-
Construction	780	17.7	662	29.0	118	5.6	84.8	15.2
Wholesale and retail trade; repair of motor vehicles and motorcycles	192	4.4	91	4.0	100	4.7	47.6	52.4
Transportation and storage	247	5.6	147	6.4	100	4.7	59.4	40.6
Accommodation	186	4.2	112	4.9	73	3.5	60.4	39.6
Restaurants and Mobile Food Services Activities	278	6.3	139	6.1	139	6.5	50.0	50.0
Financial and insurance activities	183	4.2	153	6.7	30	1.4	83.8	16.2
Real estate activities	88	2.0	47	2.0	41	1.9	53.1	46.9
Professional, scientific and technical activities	147	3.3	71	3.1	76	3.6	48.2	51.8
Administrative and support service activities	657	14.9	222	9.7	435	20.5	33.7	66.3
Public administration and defence; compulsory social security	153	3.5	132	6.2	...	86.6
Education	464	10.5	169	7.4	295	13.9	36.4	63.6
Human health and social work activities	124	2.8	80	3.5	44	2.1	64.6	35.4
Arts, entertainment and recreation	260	5.9	219	9.6	41	1.9	84.2	15.8
Other service activities	118	2.7	59	2.6	59	2.8	50.0	50.0
Activities of households as employers	417	9.5	397	18.7	...	95.1
Not Stated	91	2.1	50	2.2	41	1.9	55.0	45.0

Table 4.15: Underemployed Persons by Industry and Status, Fall 2024

Industry	Total		Caymanian		PR-WRW		Non Caymanian		Status Distribution		
	#	%	#	%	#	%	#	%	Caymanian	PR-WRW	Non Caymanian
Total	4,403	100.0	1,109	100.0	140	100.0	3,154	100.0	25.2	3.2	71.6
Manufacturing	-	-	-	-	...	-	-
Construction	780	17.7	164	14.8	592	18.8	21.1	...	75.9
Wholesale and retail trade; repair of motor vehicles and motorcycles	192	4.4	103	9.3	-	-	89	2.8	53.6	-	46.4
Transportation and storage	247	5.6	164	14.8	59	1.9	66.6	...	24.0
Accommodation	186	4.2	-	-	165	5.2	...	-	88.9
Restaurants and Mobile Food Services Activities	278	6.3	41	3.7	-	-	237	7.5	14.8	-	85.2
Financial and insurance activities	183	4.2	41	3.7	-	-	142	4.5	22.5	-	77.5
Real estate activities	88	2.0	41	3.7	-	-	47	1.5	46.9	-	53.1
Professional, scientific and technical activities	147	3.3	41	3.7	82	2.6	28.0	...	56.2
Administrative and support service activities	657	14.9	41	3.7	592	18.8	6.3	...	90.2
Public administration and defence; compulsory social security	153	3.5	123	11.1	-	-	30	0.9	80.6	-	19.4
Education	464	10.5	62	5.6	379	12.0	13.3	...	81.7
Human health and social work activities	124	2.8	41	3.7	59	1.9	33.2	...	47.9
Arts, entertainment and recreation	260	5.9	82	7.4	-	-	178	5.6	31.6	-	68.4
Other service activities	118	2.7	-	-	-	-	118	3.8	-	-	100.0
Activities of households as employers	417	9.5	62	5.6	-	-	355	11.3	14.8	-	85.2
Not Stated	91	2.1	62	5.6	-	-	30	0.9	67.5	-	32.5

Table 4.16 Average Usual Hours Worked by Underemployed Persons per Week by Industry and Sex, Fall 2024

Industry	Total	Male	Female
Total	16.4	15.8	16.9
Wholesale and retail trade; repair of motor vehicles and motorcycles	25.5	25.0	26.0
Transportation and storage	15.0	15.0	-
Restaurants and Mobile Food Services Activities	25.0	25.0	-
Real estate activities	12.0	-	12.0
Professional, scientific and technical activities	17.5	-	17.5
Administrative and support service activities	19.9	5.0	23.3
Public administration and defence; compulsory social security	1.3	-	2.0
Education	21.0	25.0	19.0
Human health and social work activities	12.4	13.4	10.0
Arts, entertainment and recreation	21.2	21.2	21.0
Other service activities	13.0	20.0	6.0
Activities of households as employers	16.3	5.0	18.4
Not Stated	9.0	-	18.0

Table 4.17: Average Usual Hours Worked by Underemployed Persons per Week by Industry and Status, Fall 2024

Industry	Total	Caymanian	PR WRW	Non Caymanian
Total	16.4	12.1	20.0	19.9
Wholesale and retail trade; repair of motor vehicles and motorcycles	25.5	25.5	-	-
Transportation and storage	15.0	15.0	-	-
Restaurants and Mobile Food Services Activities	25.0	-	-	25.0
Real estate activities	12.0	12.0	-	-
Professional, scientific and technical activities	17.5	-	20.0	15.0
Administrative and support service activities	19.8	5.0	-	23.3
Public administration and defence; compulsory social security	1.3	1.3	-	-
Education	21.0	-	-	21.0
Human health and social work activities	12.3	7.0	-	20.0
Arts, entertainment and recreation	21.1	19.3	-	25.0
Other service activities	13.0	-	-	13.0
Activities of households as employers	16.2	12.5	-	18.0
Not Stated	9.0	9.0	-	-

Table 4.18: Average Actual Hours Worked by Underemployed Persons per Week by Industry and Sex, Fall 2024

Industry	Total	Male	Female
Total	14.1	13.6	14.6
Construction	15.1	12.8	28.0
Wholesale and retail trade; repair of motor vehicles and motorcycles	15.7	13.6	17.6
Transportation and storage	16.1	15.7	16.7
Accommodation	16.8	16.6	17.1
Restaurants and Mobile Food Services Activities	16.0	18.0	13.9
Financial and insurance activities	9.1	10.8	-
Real estate activities	15.6	24.0	6.0
Professional, scientific and technical activities	8.6	7.0	10.1
Administrative and support service activities	15.7	16.8	15.2
Public administration and defence; compulsory social security	4.8	-	5.6
Education	17.3	17.9	17.0
Human health and social work activities	6.6	7.7	4.7
Arts, entertainment and recreation	11.3	10.0	18.0
Other service activities	15.0	17.0	13.0
Activities of households as employers	13.7	-	14.4
Not Stated	11.5	15.9	6.0

Table 4.19: Average Actual Hours Worked by Underemployed Persons per Week by Industry and Status, Fall 2024

Industry	Total	Caymanian	PR WRW	Non Caymanian
Total	14.1	12.4	14.0	14.7
Construction	15.1	10.3	12.0	16.6
Wholesale and retail trade; repair of motor vehicles and motorcycles	15.7	16.6	-	14.7
Transportation and storage	16.1	14.1	20.0	20.0
Accommodation	16.8	17.0	-	16.8
Restaurants and Mobile Food Services Activities	16.0	20.0	-	15.3
Financial and insurance activities	9.1	24.5	-	4.6
Real estate activities	15.6	6.0	-	24.0
Professional, scientific and technical activities	8.6	12.0	20.0	3.7
Administrative and support service activities	15.7	16.5	8.0	16.0
Public administration and defence; compulsory social security	4.8	6.0	-	-
Education	17.3	20.3	24.0	16.4
Human health and social work activities	6.6	7.0	-	9.0
Arts, entertainment and recreation	11.3	14.0	-	10.0
Other service activities	15.0	-	-	15.0
Activities of households as employers	13.7	11.7	-	14.0
Not Stated	11.5	4.0	-	27.0

Table 4.20: Minimum Educational Attainment Required for Current Post by Sex, Fall 2024

Minimum Educational attainment required	Total		Male		Female		Sex Distribution	
	#	%	#	%	#	%	Male	Female
Total	59,393	100.0	30,685	100.0	28,708	100.0	51.7	48.3
No minimum	8,327	14.0	3,713	12.1	4,614	16.1	44.6	55.4
Some high school	6,787	11.4	3,289	10.7	3,498	12.2	48.5	51.5
High school diploma	13,113	22.1	6,745	22.0	6,368	22.2	51.4	48.6
Community college	3,176	5.3	1,411	4.6	1,764	6.1	44.4	55.6
Trade qualification	8,404	14.2	6,414	20.9	1,991	6.9	76.3	23.7
Private specialized training institution	2,657	4.5	1,469	4.8	1,188	4.1	55.3	44.7
University Degree	16,156	27.2	7,376	24.0	8,780	30.6	45.7	54.3
DK/NS	774	1.3	269	0.9	505	1.8	34.8	65.2

Table 4.21: Minimum Educational Attainment Required for Current Post by Status, Fall 2024

Minimum Educational attainment required	Total		Caymanian		PR-WRW		Non Caymanian		Status Distribution		
	#	%	#	%	#	%	#	%	Caymanian	PR-WRW	Non Caymanian
Total	59,393	100.0	21,487	100.0	4,720	100.0	33,186	100.0	36.2	7.9	55.9
No minimum	8,327	14.0	1,890	8.8	651	13.8	5,786	17.4	22.7	7.8	69.5
Some high school	6,787	11.4	2,116	9.8	442	9.4	4,229	12.7	31.2	6.5	62.3
High school diploma	13,113	22.1	5,916	27.5	884	18.7	6,313	19.0	45.1	6.7	48.1
Community college	3,176	5.3	1,623	7.6	256	5.4	1,297	3.9	51.1	8.1	40.8
Trade qualification	8,404	14.2	2,219	10.3	465	9.9	5,721	17.2	26.4	5.5	68.1
Private specialized training institution	2,657	4.5	1,212	5.6	256	5.4	1,189	3.6	45.6	9.6	44.8
University Degree	16,156	27.2	6,348	29.5	1,721	36.5	8,088	24.4	39.3	10.6	50.1
DK/NS	774	1.3	164	0.8	47	1.0	563	1.7	21.2	6.0	72.7

Table 4.22: Minimum Work Experience Required for Current Post by Sex, Fall 2024

Minimum work experience required	Total		Male		Female		Sex Distribution	
	#	%	#	%	#	%	Male	Female
Total	59,393	100.0	30,685	100.0	28,708	100.0	51.7	48.3
No minimum	8,986	15.1	3,891	12.7	5,095	17.7	43.3	56.7
Less than 1 year	13,848	23.3	7,476	24.4	6,372	22.2	54.0	46.0
1 - 2 years	13,971	23.5	7,180	23.4	6,792	23.7	51.4	48.6
3 - 4 years	7,478	12.6	3,553	11.6	3,925	13.7	47.5	52.5
5 years or more	14,043	23.6	8,113	26.4	5,930	20.7	57.8	42.2
DK/NS	1,067	1.8	472	1.5	595	2.1	44.3	55.7

Table 4.23: Minimum Work Experience Required for Current Post by Status, Fall 2024

Minimum work experience required	Total		Caymanian		PR-WRW		Non Caymanian		Status Distribution		
	#	%	#	%	#	%	#	%	Caymanian	PR-WRW	Non Caymanian
Total	59,393	100.0	21,487	100.0	4,720	100.0	33,186	100.0	36.2	7.9	55.9
No minimum	8,986	15.1	2,855	13.3	558	11.8	5,573	16.8	31.8	6.2	62.0
Less than 1 year	13,848	23.3	4,232	19.7	1,093	23.2	8,524	25.7	30.6	7.9	61.6
1 - 2 years	13,971	23.5	5,362	25.0	791	16.7	7,819	23.6	38.4	5.7	56.0
3 - 4 years	7,478	12.6	2,773	12.9	558	11.8	4,147	12.5	37.1	7.5	55.5
5 years or more	14,043	23.6	5,855	27.2	1,628	34.5	6,561	19.8	41.7	11.6	46.7
DK/NS	1,067	1.8	411	1.9	93	2.0	563	1.7	38.5	8.7	52.8

Table 4.24: Qualification Comparison of Current Post by Sex, Fall 2024

Qualification for current job	Total		Male		Female		Sex Distribution	
	#	%	#	%	#	%	Male	Female
Total	59,393	100.0	30,685	100.0	28,708	100.0	51.7	48.3
Underqualified	1,054	1.8	679	2.2	374	1.3	64.5	35.5
Overqualified	10,566	17.8	5,055	16.5	5,510	19.2	47.8	52.2
Exact Match	46,311	78.0	24,368	79.4	21,943	76.4	52.6	47.4
DK/NS	1,463	2.5	583	1.9	880	3.1	39.8	60.2

Table 4.25: Qualification Comparison of Current Post by Status, Fall 2024

Qualification for current job	Total		Caymanian		PR-WRW		Non Caymanian		Status Distribution		
	#	%	#	%	#	%	#	%	Caymanian	PR-WRW	Non Caymanian
Total	59,393	100.0	21,487	100.0	4,720	100.0	33,186	100.0	36.2	7.9	55.9
Underqualified	1,054	1.8	349	1.6	-	-	705	2.1	33.1	-	66.9
Overqualified	10,566	17.8	3,369	15.7	791	16.7	6,406	19.3	31.9	7.5	60.6
Exact Match	46,311	78.0	17,174	79.9	3,767	79.8	25,371	76.5	37.1	8.1	54.8
DK/NS	1,463	2.5	596	2.8	163	3.4	705	2.1	40.7	11.1	48.2

Table 4.26: Estimated time required to train someone by Sex, Fall 2024

Length of Training required for current job	Total		Male		Female		Sex Distribution	
	#	%	#	%	#	%	Male	Female
Total	59,393	100.0	30,685	100.0	28,708	100.0	51.7	48.3
No training required	2,279	3.8	773	2.5	1,506	5.2	33.9	66.1
1 week or less	6,759	11.4	2,753	9.0	4,006	14.0	40.7	59.3
2 - 4 weeks	10,270	17.3	4,644	15.1	5,626	19.6	45.2	54.8
1 - 3 months	9,377	15.8	4,701	15.3	4,676	16.3	50.1	49.9
3 - 6 months	7,689	12.9	4,425	14.4	3,264	11.4	57.5	42.5
More than 6 months	21,811	36.7	12,921	42.1	8,891	31.0	59.2	40.8
DK/NS	1,208	2.0	468	1.5	740	2.6	38.8	61.2

Table 4.27: Estimated time required to train someone by Status, Fall 2024

Length of Training required for current job	Total		Caymanian		PR-WRW		Non Caymanian		Status Distribution		
	#	%	#	%	#	%	#	%	Caymanian	PR-WRW	Non Caymanian
Total	59,393	100.0	21,487	100.0	4,720	100.0	33,186	100.0	36.2	7.9	55.9
No training required	2,279	3.8	698	3.3	47	1.0	1,534	4.6	30.6	2.0	67.3
1 week or less	6,759	11.4	1,356	6.3	465	9.9	4,938	14.9	20.1	6.9	73.1
2 - 4 weeks	10,270	17.3	3,410	15.9	605	12.8	6,256	18.9	33.2	5.9	60.9
1 - 3 months	9,377	15.8	3,287	15.3	860	18.2	5,230	15.8	35.1	9.2	55.8
3 - 6 months	7,689	12.9	3,225	15.0	419	8.9	4,045	12.2	41.9	5.4	52.6
More than 6 months	21,811	36.7	9,018	42.0	2,232	47.3	10,561	31.8	41.3	10.2	48.4
DK/NS	1,208	2.0	493	2.3	93	2.0	622	1.9	40.8	7.7	51.5

Table 4.28: Relevance of Current Job to education, training, and experience by Sex, Fall 2024

Current Job related to education and experience	Total		Male		Female		Sex Distribution	
	#	%	#	%	#	%	Male	Female
Total	59,393	100.0	30,685	100.0	28,708	100.0	51.7	48.3
Closely related	9,624	16.2	4,843	15.8	4,781	16.7	50.3	49.7
Exactly related	36,237	61.0	19,607	63.9	16,630	57.9	54.1	45.9
Somewhat related	7,290	12.3	3,431	11.2	3,859	13.4	47.1	52.9
Not at all related	5,341	9.0	2,473	8.1	2,867	10.0	46.3	53.7
DK/NS	902	1.5	331	1.1	571	2.0	36.7	63.3

Table 4.29: Relevance of Current Job to education, training, and experience by Status, Fall 2024

Current Job related to education and experience	Total		Caymanian		PR-WRW		Non Caymanian		Status Distribution		
	#	%	#	%	#	%	#	%	Caymanian	PR-WRW	Non Caymanian
Total	59,393	100.0	21,487	100.0	4,720	100.0	33,186	100.0	36.2	7.9	55.9
Closely related	9,624	16.2	3,821	17.8	628	13.3	5,175	15.6	39.7	6.5	53.8
Exactly related	36,237	61.0	12,983	60.4	3,325	70.4	19,929	60.1	35.8	9.2	55.0
Somewhat related	7,290	12.3	2,691	12.5	442	9.4	4,157	12.5	36.9	6.1	57.0
Not at all related	5,341	9.0	1,664	7.7	279	5.9	3,398	10.2	31.2	5.2	63.6
DK/NS	902	1.5	329	1.5	47	1.0	527	1.6	36.4	5.2	58.4

Table 4.30: Preference of Job more related to current education, training, and experience by Sex, Fall 2024

Job Preference	Total		Male		Female		Sex Distribution	
	#	%	#	%	#	%	Male	Female
Total	22,254	100.0	10,747	100.0	11,507	100.0	48.3	51.7
Yes	9,004	40.5	4,190	39.0	4,814	41.8	46.5	53.5
No	12,908	58.0	6,416	59.7	6,492	56.4	49.7	50.3
DK/NS	342	1.5	141	1.3	201	1.7	41.3	58.7

Table 4.31: Preference of Job more related to current education, training, and experience by Status, Fall 2024

Job Preference	Total		Caymanian		PR-WRW		Non Caymanian		Status Distribution		
	#	%	#	%	#	%	#	%	Caymanian	PR-WRW	Non Caymanian
Total	22,254	100.0	8,176	100.0	1,349	100.0	12,730	100.0	36.7	6.1	57.2
Yes	9,004	40.5	2,527	30.9	581	43.1	5,896	46.3	28.1	6.5	65.5
No	12,908	58.0	5,485	67.1	767	56.9	6,656	52.3	42.5	5.9	51.6
DK/NS	342	1.5	164	2.0	-	-	178	1.4	48.0	-	52.0

Table 4.32: Persons actively seeking a job more related to current education, training, and experience by Sex, Fall 2024

Actively Seeking job more related	Total		Male		Female		Sex Distribution	
	#	%	#	%	#	%	Male	Female
Total	22,254	100.0	10,747	100.0	11,507	100.0	48.3	51.7
Yes	2,875	12.9	1,139	10.6	1,737	15.1	39.6	60.4
No	19,238	86.4	9,538	88.7	9,700	84.3	49.6	50.4
DK/NS	141	0.6	71	0.7	71	0.6	50.0	50.0

Table 4.33: Persons actively seeking a job more related to current education, training, and experience by Status, Fall 2024

Actively Seeking job more related	Total		Caymanian		PR-WRW		Non Caymanian		Status Distribution		
	#	%	#	%	#	%	#	%	Caymanian	PR-WRW	Non Caymanian
Total	22,254	100.0	8,176	100.0	1,349	100.0	12,730	100.0	36.7	6.1	57.2
Yes	2,875	12.9	842	10.3	233	17.2	1,800	14.1	29.3	8.1	62.6
No	19,238	86.4	7,251	88.7	1,116	82.8	10,870	85.4	37.7	5.8	56.5
DK/NS	141	0.6	82	1.0	-	-	59	0.5	58.1	-	41.9

SECTION 5: UNEMPLOYED
Table 5.1: Unemployed Persons by Selected Characteristics and Sex, Fall 2024

Age Group	Total		Male		Female	
	#	%	#	%	#	%
Total	1,435	100.0	578	100.0	856	100.0
Status						
Caymanian	1,048	73.0	472	81.7	575	67.2
PR-WRW	186	13.0	47	8.0	140	16.3
Non-Caymanian	201	14.0	59	10.2	142	16.5
Age						
15 - 24	420	29.3	226	39.1	194	22.6
25 - 34	413	28.8	103	17.8	310	36.2
35 - 44	220	15.4	97	16.7	124	14.4
45 - 54	217	15.1	71	12.2	147	17.1
55 - 64	164	11.5	82	14.2	82	9.6
Educational Attainment						
Primary and below	-	-
Middle	64	4.5	-	-	64	7.5
High	842	58.7	370	63.9	472	55.1
Post Secondary	188	13.1	85	14.7	103	12.0
College / University	297	20.7	103	17.8	194	22.7
Not Stated	-	-

Table 5.2: Unemployed Persons by Selected Characteristics and Status, Fall 2024

Age Group	Total		Caymanian		PR-WRW		Non Caymanian	
	#	%	#	%	#	%	#	%
Total	1,435	100.0	1,048	100.0	186	100.0	201	100.0
Sex								
Male	578	40.3	472	45.1	47	25.0	59	29.5
Female	856	59.7	575	54.9	140	75.0	142	70.5
Age								
15 - 24	420	29.3	390	37.3	-	-	30	14.7
25 - 34	413	28.8	267	25.5	93	50.0	53	26.3
35 - 44	220	15.4	62	5.9	70	37.5	89	44.2
45 - 54	217	15.1	164	15.7	30	14.7
55 - 64	164	11.5	164	15.7	-	-	-	-
Educational Attainment								
Primary and below	-	-	-	-
Middle	64	4.5	41	3.9	-	-
High	842	58.7	719	68.6	93	50.0	30	14.7
Post Secondary	188	13.1	164	15.7	-	-
College / University	297	20.7	103	9.8	171	85.3
Not Stated	-	-	-	-

Table 5.3: Unemployed Persons by Age Group and Sex, Fall 2024

Age Group	Total		Male		Female		Sex Distribution	
	#	%	#	%	#	%	Male	Female
Total	1,435	100.0	578	100.0	856	100.0	40.3	59.7
15 - 24	420	29.3	226	39.1	194	22.6	53.8	46.2
25 - 34	413	28.8	103	17.8	310	36.2	24.9	75.1
35 - 44	220	15.4	97	16.7	124	14.4	43.9	56.1
45 - 54	217	15.1	71	12.2	147	17.1	32.6	67.4
55 - 64	164	11.5	82	14.2	82	9.6	50.0	50.0

Table 5.4: Unemployed Persons by Status and Sex, Fall 2024

Status	Total		Male		Female		Sex Distribution	
	#	%	#	%	#	%	Male	Female
Total	1,435	100.0	578	100.0	856	100.0	40.3	59.7
Caymanian	1,048	73.0	472	81.7	575	67.2	45.1	54.9
PR-WRW	186	13.0	47	8.0	140	16.3	25.0	75.0
Non Caymanian	201	14.0	59	10.2	142	16.5	29.5	70.5

Table 5.5: Unemployed Persons by Age Group and Status, Fall 2024

Age Group	Total		Caymanian		PR-WRW		Non Caymanian		Status Distribution		
	#	%	#	%	#	%	#	%	Caymanian	PR-WRW	Non Caymanian
Total	1,435	100.0	1,048	100.0	186	100.0	201	100.0	73.0	13.0	14.0
15 - 24	420	29.3	390	37.3	-	-	30	14.7	92.9	-	7.1
25 - 34	413	28.8	267	25.5	93	50.0	53	26.3	64.7	22.5	12.8
35 - 44	220	15.4	62	5.9	70	37.5	89	44.2	28.0	31.7	40.3
45 - 54	217	15.1	164	15.7	30	14.7	75.7	...	13.6
55 - 64	164	11.5	164	15.7	-	-	-	-	100.0	-	-

Table 5.6: Unemployed Persons by Educational Attainment and Sex, Fall 2024

Educational Attainment	Total		Male		Female		Sex Distribution	
	#	%	#	%	#	%	Male	Female
Total	1,435	100.0	578	100.0	856	100.0	40.3	59.7
Primary and below	-	-	-	...
Middle	64	4.5	-	-	64	7.5	-	100.0
High	842	58.7	370	63.9	472	55.1	43.9	56.1
Post Secondary	188	13.1	85	14.7	103	12.0	45.2	54.8
College / University	297	20.7	103	17.8	194	22.7	34.7	65.3
Not Stated	-	-	...	-

Table 5.7: Unemployed Persons by Educational Attainment and Status, Fall 2024

Educational Attainment	Total		Caymanian		PR-WRW		Non Caymanian		Status Distribution		
	#	%	#	%	#	%	#	%	Caymanian	PR-WRW	Non Caymanian
Total	1,435	100.0	1,048	100.0	186	100.0	201	100.0	73.0	13.0	14.0
Primary and below	-	-	-	-	-	...	-
Middle	64	4.5	41	3.9	-	-	63.9	...	-
High	842	58.7	719	68.6	93	50.0	30	14.7	85.4	11.1	3.5
Post Secondary	188	13.1	164	15.7	-	-	87.6	...	-
College / University	297	20.7	103	9.8	171	85.3	34.5	...	57.6
Not Stated	-	-	-	-	...	-	-

Table 5.8: Unemployed Persons by Reason Without Work and Sex, Fall 2024

Main Reason Not Working	Total		Male		Female		Sex Distribution	
	#	%	#	%	#	%	Male	Female
Total	1,435	100.0	578	100.0	856	100.0	40.3	59.7
Student / in training	173	12.1	62	10.7	112	13.1	35.5	64.5
Home / family duties	91	6.4	-	-	91	10.7	-	100.0
Temporary Illness / Injury / medical reasons	62	4.3	41	4.8	...	66.7
Waiting for permanent residence approval	70	4.9	-	-	70	8.1	-	100.0
Seasonal inactivity	-	-	-	...
No work available	807	56.3	411	71.1	396	46.2	50.9	49.1
Tired of looking	64	4.5	44	7.6	68.1	...
Other	144	10.0	41	7.1	103	12.0	28.6	71.4

Table 5.9: Unemployed Persons by Reason Without Work and Status, Fall 2024

Main Reason Not Working	Total		Caymanian		PR-WRW		Non Caymanian		Status Distribution		
	#	%	#	%	#	%	#	%	Caymanian	PR-WRW	Non Caymanian
Total	1,435	100.0	1,048	100.0	186	100.0	201	100.0	73.0	13.0	14.0
Student / in training	173	12.1	144	13.7	-	-	30	14.7	82.9	-	17.1
Home / family duties	91	6.4	62	5.9	-	-	30	14.7	67.5	-	32.5
Temporary Illness / Injury / medical reasons	62	4.3	62	5.9	-	-	-	-	100.0	-	-
Waiting for permanent residence approval	70	4.9	-	-	47	25.0	-	67	...
Seasonal inactivity	-	-	-	-	-	...	-
No work available	807	56.3	596	56.9	93	50.0	118	59.0	73.8	12	14.7
Tired of looking	64	4.5	41	3.9	-	-	63.9	...	-
Other	144	10.0	144	13.7	-	-	-	-	100.0	-	-

Table 5.10: Unemployed Persons by Preferred Future Occupation and Sex, Fall 2024

Occupation	Total		Male		Female		Sex Distribution	
	#	%	#	%	#	%	Male	Female
Total	1,435	100.0	578	100.0	856	100.0	40.3	59.7
Managers	71	4.9	50	8.7	70.9	...
Professionals	256	17.8	50	8.7	206	24.0	19.6	80.4
Technicians and Associate Professionals	105	7.3	41	7.1	64	7.5	39.0	61.0
Clerical Support Workers	288	20.0	82	14.2	205	24.0	28.6	71.4
Service and Sales Workers	193	13.5	64	11.1	129	15.0	33.3	66.7
Skilled agricultural, forestry and fishery workers	41	2.9
Craft and related trades workers	132	9.2	103	17.8	30	3.5	77.6	22.4
Plant and machine operators, and assemblers	44	3.1	44	7.6	-	-	100.0	-
Elementary occupations	193	13.5	41	7.1	152	17.7	21.3	78.7
Not Stated	112	7.8	82	14.2	30	3.5	73.5	26.5

Table 5.11: Unemployed Persons by Preferred Future Occupation and Status, Fall 2024

Occupation	Total		Caymanian		PR-WRW		Non Caymanian		Status Distribution		
	#	%	#	%	#	%	#	%	Caymanian	PR-WRW	Non Caymanian
Total	1,435	100.0	1,048	100.0	186	100.0	201	100.0	73.0	13.0	14.0
Managers	71	4.9	41	3.9	-	-	30	14.7	58.1	-	41.9
Professionals	256	17.8	144	13.7	-	-	112	55.8	56.2	-	43.8
Technicians and Associate Professionals	105	7.3	82	7.8	-	-	77.9	...	-
Clerical Support Workers	288	20.0	288	27.5	-	-	-	-	100.0	-	-
Service and Sales Workers	193	13.5	123	11.8	70	37.5	-	-	63.9	36	-
Skilled agricultural, forestry and fishery workers	41	2.9	41	3.9	-	-	-	-	100.0	-	-
Craft and related trades workers	132	9.2	103	9.8	-	-	30	14.7	77.6	-	22.4
Plant and machine operators, and assemblers	44	3.1	-	-	-
Elementary occupations	193	13.5	123	11.8	70	37.5	-	-	63.9	36	-
Not Stated	112	7.8	82	7.8	-	-	30	14.7	73.5	-	26.5

Table 5.12: Unemployed Persons by Preferred Future Industry and Sex, Fall 2024

Industry	Total		Male		Female		Sex Distribution	
	#	%	#	%	#	%	Male	Female
Total	1,435	100.0	578	100.0	856	100.0	40.3	59.7
Agriculture, forestry and fishing	-	-	...	-
Construction	73	5.1	50	8.7	68.3	...
Wholesale and retail trade; repair of motor vehicles and motorcycles	211	14.7	62	10.7	149	17.4	29.2	70.8
Transportation and storage	85	5.9	64	11.1	75.8	...
Accommodation	147	10.2	82	14.2	64	7.5	56.1	43.9
Restaurants and Mobile Food Services Activities	44	3.1	-	-	44	5.1	-	100.0
Information and communication	-	-	...	-
Financial and insurance activities	82	5.7	82	14.2	-	-	100.0	-
Professional, scientific and technical activities	114	8.0	-	-	114	13.4	-	100.0
Administrative and support service activities	85	5.9	-	-	85	9.9	-	100.0
Public administration and defence; compulsory social security	217	15	105	18.2	112	13	48.5	51.5
Education	100	7	-	-	100	12	-	100.0
Human health and social work activities	153	10.7	30	5.1	123	14.4	19.4	80.6
Arts, entertainment and recreation	41	2.9	41	7.1	-	-	100.0	-
Not Stated	41	2.9

Table 5.13: Unemployed Persons by Preferred Future Industry and Status, Fall 2024

Industry	Total		Caymanian		PR-WRW		Non Caymanian		Status Distribution		
	#	%	#	%	#	%	#	%	Caymanian	PR-WRW	Non Caymanian
Total	1,435	100.0	1,048	100.0	186	100.0	201	100.0	73.0	13.0	14.0
Agriculture, forestry and fishing	-	-	-	-	...	-	-
Mining and quarrying	-	-	-	-	-	-	-	-	-	-	-
Manufacturing	-	-	-	-	-	-	-	-	-	-	-
Electricity, gas, steam and air conditioning supply	-	-	-	-	-	-	-	-	-	-	-
Water supply; sewerage, waste management and remediation activities	-	-	-	-	-	-	-	-	-	-	-
Construction	73	5.1	30	14.7	40
Wholesale and retail trade; repair of motor vehicles and motorcycles	211	14.7	164	15.7	47	25.0	-	-	77.9	22.1	-
Transportation and storage	85	5.9	62	5.9	-	-	72.6	...	-
Accommodation	147	10.2	123	11.8	-	-	84.1	...	-
Restaurants and Mobile Food Services Activities	44	3.1	-	-	-
Information and communication	-	-	-	-	...	-	-
Financial and insurance activities	82	5.7	82	7.8	-	-	-	-	100.0	-	-
Real estate activities	-	-	-	-	-	-	-	-	-	-	-
Professional, scientific and technical activities	114	8.0	62	5.9	-	-	53	26.3	53.8	-	46
Administrative and support service activities	85	5.9	62	5.9	-	-	72.6	...	-
Public administration and defence; compulsory social security	217	15.1	164	15.7	30	14.7	76	...	13.6
Education	100	7.0	41	3.9	-	-	59	29.5	41	-	59.0
Human health and social work activities	153	10.7	123	11.8	-	-	30	14.7	80.6	-	19.4
Arts, entertainment and recreation	41	2.9	41	3.9	-	-	-	-	100.0	-	-
Other service activities	-	-	-	-	-	-	-	-	-	-	-
Activities of households as employers	-	-	-	-	-	-	-	-	-	-	-
Activities of extraterritorial organizations and bodies	-	-	-	-	-	-	-	-	-	-	-
Not Stated	41	2.9	41	3.9	-	-	-	-	100.0	-	-

Table 5.14: Unemployed Persons by Steps Taken to Look for a Job and Sex, Fall 2024

Steps taken to look for work	Ranking	Total		Male		Female		Sex Distribution	
		#	%	#	%	#	%	Male	Female
Total		1,435	100.0	578	100.0	856	100.0	40.3	59.7
Send Resume	1	859	59.9	334	57.8	525	61.3	38.9	61.1
Check Websites	3	633	44.1	208	36.0	425	49.6	32.9	67.1
Register with Workforce Opportunities & Residency	2	642	44.8	270	46.7	372	43.5	42.0	58.0
Contact an Employer	4	551	38.4	270	46.7	282	32.9	48.9	51.1
Ask Friends	5	460	32.1	188	32.4	273	31.9	40.7	59.3
Place Advertisements	6	423	29.5	105	18.2	318	37.1	24.9	75.1
Professional Registers	7	258	18.0	91	15.8	167	19.5	35.3	64.7
DK/NS	8	30	2.1	30	5.1	-	-	100.0	-
Other	9	-	-

Table 5.15: Unemployed Persons by Steps Taken to Look for a Job and Status, Fall 2024

Steps taken to look for work	Ranking	Total		Caymanian		PR-WRW		Non Caymanian		Status Distribution		
		#	%	#	%	#	%	#	%	Caymanian	PR-WRW	Non Caymanian
Total		1,435	100.0	1,048	100.0	186	100.0	201	100.0	73.0	13.0	14.0
Send Resume	1	859	59.9	637	60.8	140	75.0	82	41.0	74.2	16.2	9.6
Check Websites	3	633	44.1	411	39.2	140	75.0	82	41.0	64.9	22.0	13.0
Register with Workforce Opportunities & Residency	2	642	44.8	596	56.9	92.8
Contact an Employer	4	565	38.4	452	43.1	57	25.0	57	28.6	80.0	10.0	10.0
Ask Friends	5	460	32.1	308	29.4	70	37.5	82	41.0	66.9	15.2	17.9
Place Advertisements	6	423	29.5	288	27.5	112	55.8	68.0	...	26.5
Professional Registers	7	258	18.0	205	19.6	-	-	53	26.3	79.5	-	20.5
DK/NS	8	30	2.1	-	-	-	-	30	14.7	-	-	100.0
Other	9	-	-	-	-	...	-	-

Table 5.16: Unemployed Persons by Previous Work and Sex, Fall 2024

Had Job	Total		Male		Female		Sex Distribution	
	#	%	#	%	#	%	Male	Female
Total	1,435	100.0	578	100.0	856	100.0	40.3	59.7
Yes	903	63.0	311	53.8	592	69.2	34.4	65.6
No	508	35.4	267	46.2	241	28.1	52.6	47.4
DK/NS	-	-	-	...

Table 5.17: Unemployed Persons by Previous Work and Status, Fall 2024

Had Job	Total		Caymanian		PR-WRW		Non Caymanian		Status Distribution		
	#	%	#	%	#	%	#	%	Caymanian	PR-WRW	Non Caymanian
Total	1,435	100.0	1,048	100.0	186	100.0	201	100.0	73.0	13.0	14.0
Yes	903	63.0	781	74.5	93	50.0	30	14.7	86.4	10.3	3.3
No	508	35.4	267	25.5	70	37.5	171	85.3	52.6	14	33.7
DK/NS	-	-	-	-	-	...	-

Table 5.18: Unemployed Persons with Previous Work by Time without Work and Sex, Fall 2024

Time without work	Total		Male		Female		Sex Distribution	
	#	%	#	%	#	%	Male	Female
Total	903	100.0	311	100.0	592	100.0	34.4	65.6
Less than 1 (month)	-	-	-	...
1 to 3 (months)	82	9.1	41	13.2	41	6.9	50.0	50.0
3 to 6 (months)	129	14.2	41	13.2	88	14.8	31.9	68.1
6 to 12 (months)	126	13.9	44	14.1	82	13.9	34.8	65.2
12+ (months)	546	60.4	185	59.5	361	60.9	33.9	66.1

Table 5.19: Unemployed Persons with Previous Work, by Time without Work and Status, Fall 2024

Time without work	Total		Caymanian		PR-WRW		Non Caymanian		Status Distribution		
	#	%	#	%	#	%	#	%	Caymanian	PR-WRW	Non Caymanian
Total	903	100.0	781	100.0	93	100.0	30	100.0	86.4	10.3	3.3
Less than 1 (month)	-	-	-	-	...	-	-
1 to 3 (months)	82	9.1	82	10.5	-	-	-	-	100.0	-	-
3 to 6 (months)	129	14.2	82	10.5	47	50.0	-	-	63.9	36.1	-
6 to 12 (months)	126	13.9	103	13.2	-	-	81.5	...	-
12+ (months)	546	60.4	493	63.2	30	100.0	90.3	...	5.4

Table 5.20: Unemployed Persons by Last Occupation Worked and Sex, Fall 2024

Occupation	Total		Male		Female		Sex Distribution	
	#	%	#	%	#	%	Male	Female
Total	903	100.0	311	100.0	592	100.0	34.4	65.6
Professionals	112	12.4	-	-	112	18.9	-	100.0
Technicians and Associate Professionals	41	4.5
Clerical Support Workers	144	15.9	123	20.8	...	85.7
Service and Sales Workers	208	23.0	41	13.2	167	28.2	19.7	80.3
Skilled agricultural, forestry and fishery workers	41	4.5
Craft and related trades workers	123	13.6	103	33.0	83.3	...
Plant and machine operators, and assemblers	-	-	...	-
Elementary occupations	149	16.5	62	19.8	88	14.8	41.3	58.7
Not Stated	62	6.8	41	6.9	...	66.7

Table 5.21: Unemployed Persons by Last Occupation Worked and Status, Fall 2024

Occupation	Total		Caymanian		PR-WRW		Non Caymanian		Status Distribution		
	#	%	#	%	#	%	#	%	Caymanian	PR-WRW	Non Caymanian
Total	903	100.0	781	100.0	93	100.0	30	100.0	86.4	10.3	3.3
Professionals	112	12.4	82	10.5	-	-	30	100.0	73.5	-	26.5
Technicians and Associate Professionals	41	4.5	41	5.3	-	-	-	-	100.0	-	-
Clerical Support Workers	144	15.9	144	18.4	-	-	-	-	100.0	-	-
Service and Sales Workers	208	23.0	185	23.7	-	-	88.8	...	-
Skilled agricultural, forestry and fishery workers	41	4.5	41	5.3	-	-	-	-	100.0	-	-
Craft and related trades workers	123	13.6	123	15.8	-	-	-	-	100.0	-	-
Plant and machine operators, and assemblers	-	-	-	-	-	...	-
Elementary occupations	149	16.5	103	13.2	47	50.0	-	-	68.8	31.2	-
Not Stated	62	6.8	62	7.9	-	-	-	-	100.0	-	-

Table 5.22: Unemployed Persons by Last Industry of Employment and Sex, Fall 2024

Industry	Total		Male		Female		Sex Distribution	
	#	%	#	%	#	%	Male	Female
Total	903	100.0	311	100.0	592	100.0	34.4	65.6
Manufacturing	-	-	-	...
Construction	62	6.8	62	19.8	-	-	100.0	-
Wholesale and retail trade; repair of motor vehicles and motorcycles	129	14.2	64	20.7	64	10.9	50.0	50.0
Transportation and storage	64	7.1	-	-	64	10.9	-	100.0
Accommodation	85	9.4	64	10.9	...	75.8
Restaurants and Mobile Food Services Activities	-	-	-	...
Information and communication	41	4.5	-	-	41	6.9	-	100.0
Financial and insurance activities	62	6.8	41	6.9	...	66.7
Real estate activities	-	-	-	...
Administrative and support service activities	62	6.8	41	6.9	...	66.7
Public administration and defence; compulsory social security	62	6.8	41	6.9	...	66.7
Education	50	5.6	30	5.0	...	59.0
Human health and social work activities	41	4.5	-	-	41	6.9	-	100.0
Arts, entertainment and recreation	82	9.1	62	19.8	75.0	...
Other service activities	-	-	...	-
Activities of households as employers	-	-	-	...
Not Stated	62	6.8	-	-	62	10.4	-	100.0

Table 5.23: Unemployed Persons by Last Industry of Employment and Status, Fall 2024

Industry	Total		Caymanian		PR-WRW		Non Caymanian		Status Distribution		
	#	%	#	%	#	%	#	%	Caymanian	PR-WRW	Non Caymanian
Total	903	100.0	781	100.0	93	100.0	30	100.0	86.4	10.3	3.3
Manufacturing	-	-	-	-	...	-	-
Construction	62	6.8	62	7.9	-	-	-	-	100.0	-	-
Wholesale and retail trade; repair of motor vehicles and motorcycles	129	14.2	82	10.5	47	50.0	-	-	63.9	36.1	-
Transportation and storage	64	7.1	41	5.3	-	-	63.9	...	-
Accommodation	85	9.4	62	7.9	-	-	72.6	...	-
Restaurants and Mobile Food Services Activities	-	-	-	-	...	-	-
Information and communication	41	4.5	41	5.3	-	-	-	-	100.0	-	-
Financial and insurance activities	62	6.8	62	7.9	-	-	-	-	100.0	-	-
Real estate activities	-	-	-	-	...	-	-
Administrative and support service activities	62	6.8	62	7.9	-	-	-	-	100.0	-	-
Public administration and defence; compulsory social security	62	6.8	62	7.9	-	-	-	-	100.0	-	-
Education	50	5.6	-	-	30	100.0	...	-	59.0
Human health and social work activities	41	4.5	41	5.3	-	-	-	-	100.0	-	-
Arts, entertainment and recreation	82	9.1	82	10.5	-	-	-	-	100.0	-	-
Other service activities	-	-	-	-	...	-	-
Activities of households as employers	-	-	-	-	...	-	-
Not Stated	62	6.8	62	7.9	-	-	-	-	100.0	-	-

Table 5.24: Unemployed Persons by Main Means of Financial Support and Sex, Fall 2024

Financial Support	Total		Male		Female		Sex Distribution	
	#	%	#	%	#	%	Male	Female
Total	1,435	100.0	578	100.0	856	100.0	40.3	59.7
Parents	461	32.1	226	39.1	235	27.4	49.0	51.0
Spouse / Partner	513	35.7	158	27.4	354	41.4	30.9	69.1
Other relatives & friends	41	2.9	41	7.1	-	-	100.0	-
Savings / Investments	132	9.2	71	12.2	62	7.2	53.4	46.6
Social Services	144	10.0	41	7.1	103	12.0	28.6	71.4
Pension / Veteran / Seaman	-	-	-	...
Other	103	7.2	82	9.6	...	80.0
DK/NS	-	-	...	-

Table 5.25: Unemployed Persons by Main Means of Financial Support and Status, Fall 2024

Financial Support	Total		Caymanian		PR-WRW		Non Caymanian		Status Distribution		
	#	%	#	%	#	%	#	%	Caymanian	PR-WRW	Non Caymanian
Total	1,435	100.0	1,048	100.0	186	100.0	201	100.0	73.0	13.0	14.0
Parents	461	32.1	431	41.2	-	-	30	14.7	93.6	-	6.4
Spouse / Partner	513	35.7	185	17.6	186	100.0	142	70.5	36.1	36.3	27.6
Other relatives & friends	41	2.9	41	3.9	-	-	-	-	100.0	-	-
Savings / Investments	132	9.2	103	9.8	-	-	30	14.7	77.6	-	22.4
Social Services	144	10.0	144	13.7	-	-	-	-	100.0	-	-
Pension / Veteran / Seaman	-	-	-	-	...	-	-
Other	103	7.2	103	9.8	-	-	-	-	100.0	-	-
DK/NS	-	-	-	-	-	-	-

Table 5.26: Unemployed Persons by Sex, Status and With or Without Additional Financial Support, Fall 2024

Selected Characteristics	Total	With Additional Financial Support	Without Additional Financial Support	Percent Distribution	
				With Additional Financial Support	Without Additional Financial Support
Total	1,435	190	1,244	13.3	86.7
Male	578	64	514	11.1	88.9
Female	856	126	730	14.7	85.3
Caymanian	1,048	144	904	13.7	86.3
PR-WRW	186	...	163	...	87.5
Non-Caymanian	201	...	178	...	88.4

Table 5.27: Unemployed Persons by Main Monthly Earnings and Sex, Fall 2024

Income	Total		Male		Female		Sex Distribution	
	#	%	#	%	#	%	Male	Female
Total	1,435	100.0	578	100.0	856	100.0	40.3	59.7
\$ 0 - \$ 799	596	41.5	290	50.2	306	35.7	48.7	51.3
\$ 800 - \$ 1,599	419	29.2	126	21.8	293	34.3	30.0	70.0
\$ 1,600 - \$ 2,399	88	6.1	-	-	88	10.2	-	100.0
\$ 2,400 - \$ 3,199	64	4.5	...	3.6	44	5.1	...	68.1
\$ 3,200 - \$ 3,999	-	-	-	...
\$ 4,000 - \$ 4,799	44	3.1	-	-	44	5.1	-	100.0
\$ 4,800 - \$ 5,599	-	...	-	-	-	...	-	-
\$ 5,600 - \$ 6,399	...	1.4	-	-	...	2.4	-	...
\$ 6,400 - \$ 7,199	-	...	-	-	-	...	-	-
\$ 7,200 - \$ 7,999	-	...	-	...	-	-	-	-
\$ 8,000 - \$ 8,799	-	-	-	-	-	...	-	-
\$ 9,600 - \$ 10,399	-	...	-	...	-	-	-	-
\$ 11,200 - \$ 11,999	30	2.1	30	5.1	-	-	100.0	-
Not Stated	153	10.7	112	19.3	41	4.8	73.1	26.9

Table 5.28: Mean and Median Main Monthly Earnings for Unemployed Persons by Sex, Fall 2024

Sex	Monthly Earnings CI\$	
	Mean	Median
Total	1,427.51	1,199.50
Male	1,432.49	399.50
Female	1,424.66	1,199.50

Table 5.29: Unemployed Persons by Main Monthly Earnings and Status, Fall 2024

Income	Total		Caymanian		PR-WRW		Non Caymanian		Status Distribution		
	#	%	#	%	#	%	#	%	Caymanian	PR-WRW	Non Caymanian
Total	1,435	100.0	1,048	100.0	186	100.0	201	100.0	73.0	13.0	14.0
\$ 0 - \$ 799	596	41.5	514	49.0	59	29.5	86.2	...	9.9
\$ 800 - \$ 1,599	419	29.2	267	25.5	93	...	59	29.5	63.7	22.2	14.1
\$ 1,600 - \$ 2,399	88	6.1	41	3.9	47	...	-	...	46.9	53.1	-
\$ 2,400 - \$ 3,199	64	4.5	41	3.9	-	11.6	63.9	-	...
\$ 3,200 - \$ 3,999	2.0	-	-	-	-	-
\$ 4,000 - \$ 4,799	44	3.1	...	2.0	...	12.5	-	-	-
\$ 4,800 - \$ 5,599	-	...	-	...	-	-	-	-	-	-	-
\$ 5,600 - \$ 6,399	...	1.4	...	2.0	-	-	-	-	...	-	-
\$ 6,400 - \$ 7,199	-	...	-	...	-	-	-	-	-	-	-
\$ 7,200 - \$ 7,999	-	...	-	-	-	-	-	...	-	-	-
\$ 8,000 - \$ 8,799	-	-	-	-	-	-	-	...	-	-	-
\$ 9,600 - \$ 10,399	-	...	-	...	-	-	-	-	-	-	-
\$ 11,200 - \$ 11,999	30	2.1	-	-	-	-	30	14.7	-	-	100.0
Not Stated	153	10.7	123	11.8	-	-	30	14.7	80.6	-	19.4

Table 5.30: Mean and Median Main Monthly Earnings for Unemployed Persons by Status, Fall 2024

Sex	Monthly Earnings CI\$	
	Mean	Median
Total	1,427.51	1,199.50
Caymanian	1,092.83	399.50
PR-WRW	1,699.50	1,199.50
Non Caymanian	2,937.79	1,199.50

Table 5.31: Unemployed Persons by Other Monthly Earnings and Sex, Fall 2024

Income	Total		Male		Female		Sex Distribution	
	#	%	#	%	#	%	Male	Female
Total	190	100.0	64	100.0	126	100.0	33.8	66.2
\$ 0 - \$ 799	...	10.8	-	-	...	16.3	-	...
\$ 800 - \$ 1,599	41	...	-	-	41	...	-	100.0
\$ 1,600 - \$ 2,399	...	10.8	...	31.9	-	-	...	-
\$ 3,200 - \$ 3,999	44	23.0	-	-	44	34.8	-	100.0
\$ 5,600 - \$ 6,399	...	10.8	-	-	...	16.3	-	...
Not Stated	44	...	44	68.1	-	...	100.0	-

Table 5.32: Mean and Median Other Monthly Earnings for Unemployed Persons by Sex, Fall 2024

Sex	Monthly Earnings CI\$	
	Mean	Median
Total	2,589.94	1,999.50
Male	1,999.50	1,999.50
Female	2,686.23	3,599.50

Table 5.33: Unemployed Persons by Other Monthly Earnings and Status, Fall 2024

Income	Total		Caymanian		PR-WRW		Non Caymanian		Status Distribution		
	#	%	#	%	#	%	#	%	Caymanian	PR-WRW	Non Caymanian
Total	190	100.0	144	100.0	...	100.0	...	100.0	75.6
\$ 0 - \$ 799	...	10.8	...	14.3	-	-	-	-	-
\$ 800 - \$ 1,599	41	...	41	...	-	-	-	-	100.0	-	-
\$ 1,600 - \$ 2,399	...	10.8	...	14.3	-	-	-	-	...	-	-
\$ 3,200 - \$ 3,999	44	23.0	...	14.3	-	-	...	100.0	...	-	...
\$ 5,600 - \$ 6,399	...	10.8	...	14.3	-	-	-	-	...	-	-
Not Stated	44	100.0	-	-	-

Table 5.34: Mean and Median Other Monthly Earnings for Unemployed Persons by Status, Fall 2024

Sex	Monthly Earnings CI\$	
	Mean	Median
Total	2,589.94	1,999.50
Caymanian	2,399.50	1,599.50
Non Caymanian	3,599.50	3,599.50

Table 5.35: Unemployed Persons by Sex, Status and With or Without Educational Training, Fall 2024

Selected Characteristics	Total	With Training	Without Training	Percent Distribution	
				With Training	Without Training
Total	1,435	290	1,144	20.2	79.8
Male	578	103	476	17.8	82.2
Female	856	188	669	21.9	78.1
Caymanian	1,048	267	781	25.5	74.5
PR-WRW	186	-	186	-	100.0
Non-Caymanian	201	...	178	...	88.4

Table 5.36: Unemployed Persons by Sex, Status and With or Without Training, Fall 2024

Selected Characteristics	Total	With Training	Without Training	Percent Distribution	
				With Training	Without Training
Total	1,435	718	717	50.0	50.0
Male	578	343	235	59.4	40.6
Female	856	375	482	43.7	56.3
Caymanian	1,048	472	575	45.1	54.9
PR-WRW	186	163	23	87.5	12.5
Non-Caymanian	201	82	118	41.0	59.0

Table 5.37: Unemployed Persons who Received Training by Last Trained Occupation and Sex, Fall 2024

Occupation	Total		Male		Female		Sex Distribution	
	#	%	#	%	#	%	Male	Female
Total	718	100.0	343	100.0	375	100.0	47.8	52.2
Professionals	103	14.4	30	8.6	73	19.6	28.7	71.3
Technicians and Associate Professionals	144	20.0	82	23.9	62	16.5	57.1	42.9
Clerical Support Workers	103	14.3	82	21.9	...	80.0
Service and Sales Workers	114	15.8	90	24.1	...	79.5
Craft and related trades workers	103	14.3	103	29.9	-	-	100.0	-
Plant and machine operators, and assemblers	44	6.1	44	12.8	-	-	100.0	-
Elementary occupations	67	9.3	47	12.4	...	69.4
Not Stated	-	-	...	-

Table 5.38: Unemployed Persons who Received Training by Last Trained Occupation and Status, Fall 2024

Occupation	Total		Caymanian		PR-WRW		Non Caymanian		Status Distribution		
	#	%	#	%	#	%	#	%	Caymanian	PR-WRW	Non Caymanian
Total	718	100.0	472	100.0	163	100.0	82	100.0	65.8	22.7	11.5
Managers	-	-	-	-	...	-	-
Professionals	103	14.4	-	-	82	100.0	...	-	80.1
Technicians and Associate Professionals	144	20.0	144	30.4	-	-	-	-	100.0	-	-
Clerical Support Workers	103	14.3	103	21.7	-	-	-	-	100.0	-	-
Service and Sales Workers	114	15.8	93	57.1	-	-	...	81.9	-
Craft and related trades workers	103	14.3	103	21.7	-	-	-	-	100.0	-	-
Plant and machine operators, and assemblers	44	6.1	-	-	-
Elementary occupations	67	9.3	47	28.6	-	-	...	69.4	-
Not Stated	-	-	-	-	...	-	-

Table 5.39: Unemployed Persons who Received Training by Location of Training and Sex, Fall 2024

Institution	Total		Male		Female		Sex Distribution	
	#	%	#	%	#	%	Male	Female
Total	718	100.0	343	100.0	375	100.0	47.8	52.2
Local Institution	190	26.5	126	36.7	64	...	66.2	33.8
Foreign Institution/Organization	232	32.3	114	33.4	117	31.3	49.4	50.6
On the job	255	35.5	62	...	193	51.5	24.2	75.8
Apprentice/Job Internship	41	...	41	...	-	-	100.0	-

Table 5.40: Unemployed Persons who Received Training by Location of Training and Status, Fall 2024

Institution	Total		Caymanian		PR-WRW		Non Caymanian		Status Distribution		
	#	%	#	%	#	%	#	%	Caymanian	PR-WRW	Non Caymanian
Total	718	100.0	472	100.0	163	100.0	82	100.0	65.8	22.7	11.5
Local Institution	190	26.5	144	30.4	47	28.6	-	-	75.6	24	-
Foreign Institution/Organization	232	32.3	103	21.7	47	28.6	82	100.0	44.3	20.1	35.6
On the job	255	35.5	185	39.1	70	42.9	-	-	72.6	27.4	-
Apprentice/Job Internship	41	5.7	41	8.7	-	-	-	-	100.0	-	-

Table 5.41: Unemployed Persons who Received Training by Date Completed and Sex, Fall 2024

Date completed	Total		Male		Female		Sex Distribution	
	#	%	#	%	#	%	Male	Female
Total	718	100.0	343	100.0	375	100.0	47.8	52.2
Ongoing	-	-	...	-
2024	41	5.7
2023	126	17.6	62	18.0	64	17.2	48.9	51.1
2022	44	6.1	-	-	44	11.7	-	100.0
2021	44	6.1
2020	71	9.9	50	14.6	70.9	...
Before 2020	351	48.9	147	42.7	205	54.7	41.7	58.3
Did not complete	-	-	...	-

Table 5.42: Unemployed Persons who Received Training by Date Completed and Status, Fall 2024

Date Completed	Total		Caymanian		PR-WRW		Non Caymanian		Status Distribution		
	#	%	#	%	#	%	#	%	Caymanian	PR-WRW	Non Caymanian
Total	718	100.0	472	100.0	163	100.0	82	100.0	65.8	22.7	11.5
2024	41	5.7	41	8.7	-	-	-	-	100.0	-	-
2023	126	17.6	103	21.7	-	-	81.5	...	-
2022	44	6.1	-	-	-	...
2021	44	6.1	-	-	-
2020	71	9.9	41	8.7	-	-	30	35.9	58.1	-	41.9
Before 2020	351	48.9	205	43.5	116	71.4	30	35.9	58.5	33.1	8.4

Table 5.43: Unemployed Persons who Received Personal Development Training by Sex, Fall 2024

Personal Development training	Total		Male		Female		Sex Distribution	
	#	%	#	%	#	%	Male	Female
Total	718	100.0	343	100.0	375	100.0	47.8	52.2
Certified First Aid	85	10.6	44	12.8	41	9.0	51.6	48.4
Small Business Development Training	-	-	-	...	-	...	-	-
Customer Service Training	129	...	41	12.0	88	...	31.9	68.1
Legal/Law Training	...	2.6	-	-	...	4.5	-	...
Passport to Success	-	...	-	-	-	...	-	-
Darkness to light	-	-	...	-
Other	44	5.5	-	-	44	9.6	-	100.0
None	543	67.8	258	75.3	284	62.2	47.6	52.4
DK/NS	-	-	-	-	-	-	-	-

Table 5.44: Unemployed Persons who Received Personal Development Training by Status, Fall 2024

Personal Development training	Total		Caymanian		PR-WRW		Non Caymanian		Status Distribution		
	#	%	#	%	#	%	#	%	Caymanian	PR-WRW	Non Caymanian
Total	718	100.0	472	100.0	163	100.0	82	100.0	65.8	22.7	11.5
Certified First Aid	85	10.6	62	11.1	...	14.3	-	-	72.6	...	-
Customer Service Training	129	...	82	...	47	28.6	-	-	63.9	36.1	-
Legal/Law Training	...	2.6	...	3.7	-	-	-	-	...	-	-
Passport to Success	-	...	-	...	-	-	-	-	-	-	-
Darkness to light	-	-	...	14.3	-	...	-	...	-
Other	44	5.5	...	3.7	-	-	...	28.2	...	-	...
None	543	67.8	390	70.4	93	57.1	59	71.8	71.9	17.1	10.9

Table 5.45: Usually Unemployed Persons by Selected Characteristics and Sex, Fall 2024

Selected Characteristics	Total		Male		Female	
	#	%	#	%	#	%
Total	1,326	100.0	592	100.0	733	100.0
Status						
Caymanian	945	71.3	493	83.2	452	61.6
PR-WRW	186	14.0	70	11.8	116	15.9
Non-Caymanian	195	14.7	30	5.0	165	22.5
Age						
15 - 24	288	21.7	205	34.7	82	11.2
25 - 34	375	28.3	147	24.7	228	31.1
35 - 44	264	19.9	88	14.8	176	24.1
45 - 54	173	13.1	50	8.5	123	16.8
55 - 64	185	13.9	62	10.4	123	16.8
65+	41	3.1	41	6.9	-	-
Educational Attainment						
Primary and below	44	3.3
Middle	44	3.3	-	-	44	6.0
High	683	51.5	349	59.0	334	45.6
Post Secondary	257	19.4	149	25.2	108	14.7
College / University	297	22.4	73	12.4	224	30.5

Table 5.46: Usually Unemployed Persons by Selected Characteristics and Status, Fall 2024

Selected Characteristics	Total		Caymanian		PR-WRW		Non Caymanian	
	#	%	#	%	#	%	#	%
Total	1,326	100.0	945	100.0	186	100.0	195	100.0
Sex								
Male	592	44.7	493	52.2	70	37.5	30	15.2
Female	733	55.3	452	47.8	116	62.5	165	84.8
Age								
15 - 24	288	21.7	288	30.4	-	-	-	-
25 - 34	375	28.3	205	21.7	93	50.0	76	39.1
35 - 44	264	19.9	82	8.7	93	50.0	89	45.7
45 - 54	173	13.1	144	15.2	-	-	30	15.2
55 - 64	185	13.9	185	19.6	-	-	-	-
65+	41	3.1	41	4.3	-	-	-	-
Educational Attainment								
Primary and below	44	3.3	-	-
Middle	44	3.3	-	-
High	683	51.5	637	67.4	47	25.0	-	-
Post Secondary	257	19.4	164	17.4	70	37.5
College / University	297	22.4	103	10.9	171	88.1

SECTION 6: NOT IN THE LABOUR FORCE
Table 6.1: Persons Not in the Labour Force by Selected Characteristics and Sex, Fall 2024

Age Group	Total		Male		Female	
	#	%	#	%	#	%
Total	14,479	100.0	6,289	100.0	8,191	100.0
Status						
Caymanian	10,579	73.1	4,766	75.8	5,814	71.0
Permanent Res.	1,442	10.0	605	9.6	837	10.2
Non-Caymanian	2,458	17.0	918	14.6	1,540	18.8
Age						
15 - 24	4,487	31.0	2,243	35.7	2,244	27.4
25 - 34	1,191	8.2	495	7.9	695	8.5
35 - 44	774	5.3	221	3.5	553	6.7
45 - 54	1,152	8.0	296	4.7	856	10.4
55 - 64	1,880	13.0	853	13.6	1,026	12.5
65+	4,997	34.5	2,180	34.7	2,817	34.4
Educational Attainment						
None	41	0.3	41	0.7	-	-
Primary and below	1,508	10.4	763	12.1	745	9.1
Middle	1,063	7.3	508	8.1	555	6.8
High	6,251	43.2	2,829	45.0	3,422	41.8
Post Secondary	2,046	14.1	846	13.4	1,201	14.7
College / University	3,405	23.5	1,202	19.1	2,204	26.9
Other	-	-
Not Stated	144	1.0	80	1.3	64	0.8

Table 6.2: Persons Not in the Labour Force by Selected Characteristics and Status, Fall 2024

Age Group	Total		Caymanian		Permanent Res.		Non Caymanian	
	#	%	#	%	#	%	#	%
Total	14,479	100.0	10,579	100.0	1,442	100.0	2,458	100.0
Sex								
Male	6,289	43.4	4,766	45.0	605	41.9	918	37.3
Female	8,191	56.6	5,814	55.0	837	58.1	1,540	62.7
Age								
15 - 24	4,487	31.0	3,328	31.5	419	29.0	740	30.1
25 - 34	1,191	8.2	370	3.5	140	9.7	681	27.7
35 - 44	774	5.3	226	2.1	163	11.3	385	15.7
45 - 54	1,152	8.0	534	5.0	233	16.1	385	15.7
55 - 64	1,880	13.0	1,582	15.0	209	14.5	89	3.6
65+	4,997	34.5	4,540	43	279	19.4	178	7.2
Educational Attainment								
None	41	0.3	41	0.4	-	-	-	-
Primary and below	1,508	10.4	1,438	13.6	70	4.8	-	-
Middle	1,063	7.3	822	7.8	93	6.5	148	6.0
High	6,251	43.2	5,095	48.2	535	37.1	622	25.3
Post Secondary	2,046	14.1	1,459	13.8	233	16.1	355	14.5
College / University	3,405	23.5	1,643	15.5	488	33.9	1,274	51.8
Other	-	-	-	-
Not Stated	144	1.0	62	0.6	59	2.4

Table 6.3: Persons Not in the Labour Force by Age Group and Sex, Fall 2024

Age Group	Total		Male		Female		Sex Distribution	
	#	%	#	%	#	%	Male	Female
Total	14,479	100.0	6,289	100.0	8,191	100.0	43.4	56.6
15 - 24	4,487	31.0	2,243	35.7	2,244	27.4	50.0	50.0
25 - 34	1,191	8.2	495	7.9	695	8.5	41.6	58.4
35 - 44	774	5.3	221	3.5	553	6.7	28.6	71.4
45 - 54	1,152	8.0	296	4.7	856	10.4	25.7	74.3
55 - 64	1,880	13.0	853	13.6	1,026	12.5	45.4	54.6
65+	4,997	34.5	2,180	34.7	2,817	34.4	43.6	56.4

Table 6.4: Persons Not in the Labour Force by Age Group and Status, Fall 2024

Age Group	Total		Caymanian		Permanent Res.		Non Caymanian		Status Distribution		
	#	%	#	%	#	%	#	%	Caymanian	Permanent Res.	Non Caymanian
Total	14,479	100.0	10,579	100.0	1,442	100.0	2,458	100.0	73.1	10.0	17.0
15 - 24	4,487	31.0	3,328	31.5	419	29.0	740	30.1	74.2	9.3	16.5
25 - 34	1,191	8.2	370	3.5	140	9.7	681	27.7	31.1	11.7	57.2
35 - 44	774	5.3	226	2.1	163	11.3	385	15.7	29.2	21.0	49.8
45 - 54	1,152	8.0	534	5.0	233	16.1	385	15.7	46.4	20.2	33.4
55 - 64	1,880	13.0	1,582	15.0	209	14.5	89	3.6	84.1	11.1	4.7
65+	4,997	34.5	4,540	42.9	279	19.4	178	7.2	90.9	5.6	3.6

Table 6.5: Persons Not in the Labour Force by Status and Sex, Fall 2024

Status	Total		Male		Female		Sex Distribution	
	#	%	#	%	#	%	Male	Female
Total	14,479	100.0	6,289	100.0	8,191	100.0	43.4	56.6
Caymanian	10,579	73.1	4,766	75.8	5,814	71.0	45.0	55.0
Permanent Res.	1,442	10.0	605	9.6	837	10.2	41.9	58.1
Non Caymanian	2,458	17.0	918	14.6	1,540	18.8	37.3	62.7

Table 6.6: Persons Not in the Labour Force by Educational Attainment and Sex, Fall 2024

Educational Attainment	Total		Male		Female		Sex Distribution	
	#	%	#	%	#	%	Male	Female
Total	14,479	100.0	6,289	100.0	8,191	100.0	43.4	56.6
None	41	0.3	41	0.7	-	-	100.0	-
Primary and below	1,508	10.4	763	12.1	745	9.1	50.6	49.4
Middle	1,063	7.3	508	8.1	555	6.8	47.8	52.2
High	6,251	43.2	2,829	45.0	3,422	41.8	45.3	54.7
Post Secondary	2,046	14.1	846	13.4	1,201	14.7	41.3	58.7
College / University	3,405	23.5	1,202	19.1	2,204	26.9	35.3	64.7
Other	-	-	...	-
Not Stated	144	1.0	80	1.3	64	0.8	55.4	44.6

Table 6.7: Persons Not in the Labour Force by Educational Attainment and Status, Fall 2024

Educational Attainment	Total		Caymanian		Permanent Res.		Non Caymanian		Status Distribution		
	#	%	#	%	#	%	#	%	Caymanian	Permanent Res.	Non Caymanian
Total	14,479	100.0	10,579	100.0	1,442	100.0	2,458	100.0	73.1	10.0	17.0
None	41	0.3	41	0.4	-	-	-	-	100.0	-	-
Primary and below	1,508	10.4	1,438	13.6	70	4.8	-	-	95.4	4.6	-
Middle	1,063	7.3	822	7.8	93	6.5	148	6.0	77.3	8.8	13.9
High	6,251	43.2	5,095	48.2	535	37.1	622	25.3	81.5	8.6	10.0
Post Secondary	2,046	14.1	1,459	13.8	233	16.1	355	14.5	71.3	11.4	17.4
College / University	3,405	23.5	1,643	15.5	488	33.9	1,274	51.8	48.3	14.3	37.4
Other	-	-	-	-	...	-	-
Not Stated	144	1.0	62	0.6	59	2.4	42.8	...	41.1

Table 6.8: Persons Not in the Labour Force by Main Reason for Not Looking for Work and Sex, Fall 2024

Main Reason Not Working	Total		Male		Female		Sex Distribution	
	#	%	#	%	#	%	Male	Female
Total	14,479	100.0	6,289	100.0	8,191	100.0	43.4	56.6
Student / in training	4,754	32.8	2,385	37.9	2,369	28.9	50.2	49.8
Home / family duties	1,781	12.3	300	4.8	1,482	18.1	16.8	83.2
Retired	5,060	34.9	2,209	35.1	2,852	34.8	43.6	56.4
Elderly	338	2.3	62	1.0	276	3.4	18.2	81.8
Temporary Illness / Injury / medical reasons	584	4.0	267	4.2	317	3.9	45.7	54.3
Infirmity / Disabled	575	4.0	349	5.6	226	2.8	60.7	39.3
Waiting for work permit	118	0.8	89	1.4	30	0.4	75	25.0
Waiting for permanent residence approval	99	0.7	30	0.5	70	0.9	29.8	70.2
Seasonal inactivity	-	-	...	-
No work available	103	0.7	82	1.0	...	80.0
Did not want to work	264	1.8	126	2.0	138	1.7	47.8	52.2
Other	141	1.0	62	1.0	80	1.0	43.6	56.4
DK/NS	638	4.4	368	5.8	270	3.3	57.7	42.3

Table 6.9: Persons Not in the Labour Force by Main Reason for Not Looking for Work and Status, Fall 2024

Main Reason Not Working	Total		Caymanian		Permanent Res.		Non Caymanian		Status Distribution		
	#	%	#	%	#	%	#	%	Caymanian	Permanent Res.	Non Caymanian
Total	14,479	100.0	10,579	100.0	1,442	100.0	2,458	100.0	73.1	10.0	17.0
Student / in training	4,754	32.8	3,246	30.7	442	30.6	1,066	43.4	68.3	9.3	22.4
Home / family duties	1,781	12.3	698	6.6	372	25.8	711	28.9	39.2	20.9	39.9
Retired	5,060	34.9	4,458	42.1	395	27.4	207	8.4	88.1	7.8	4.1
Elderly	338	2.3	308	2.9	-	-	30	1.2	91.2	-	8.8
Temporary Illness / Injury / medical reasons	584	4.0	555	5.2	-	-	30	1.2	94.9	-	5.1
Infirmary / Disabled	575	4.0	575	5.4	-	-	-	-	100.0	-	-
Waiting for work permit	118	0.8	-	-	-	-	118	4.8	-	-	100.0
Waiting for permanent residence approval	99	0.7	-	-	70	4.8	30	1.2	-	70.2	29.8
Seasonal inactivity	-	-	-	-	-	...	-
No work available	103	0.7	103	1.0	-	-	-	-	100.0	-	-
Did not want to work	264	1.8	164	1.6	70	4.8	30	1.2	62.3	26.4	11.2
Other	141	1.0	82	0.8	-	-	59	2.4	58.1	-	41.9
DK/NS	638	4.4	390	3.7	70	4.8	178	7.2	61.2	10.9	27.9

Table 6.10: Persons Not in the Labour Force by Previous Work and Sex, Fall 2024

Had Job	Total		Male		Female		Sex Distribution	
	#	%	#	%	#	%	Male	Female
Total	14,479	100.0	6,289	100.0	8,191	100.0	43.4	56.6
Yes	7,311	50.5	3,140	49.9	4,171	50.9	43.0	57.0
No	6,663	46.0	2,842	45.2	3,820	46.6	42.7	57.3
DK/NS	505	3.5	306	4.9	199	2.4	60.6	39.4

Table 6.11: Persons Not in the Labour Force by Previous Work and Status, Fall 2024

	Total		Caymanian		Permanent Res.		Non Caymanian		Status Distribution		
	#	%	#	%	#	%	#	%	Caymanian	Permanent Res.	Non Caymanian
Total	14,479	100.0	10,579	100.0	1,442	100.0	2,458	100.0	73.1	10.0	17.0
Yes	7,311	50.5	6,656	62.9	419	29.0	237	9.6	91.0	5.7	3.2
No	6,663	46.0	3,636	34.4	953	66.1	2,073	84.3	54.6	14.3	31.1
DK/NS	505	3.5	288	2.7	70	4.8	148	6.0	56.9	13.8	29.3

Table 6.12: Persons Not in the Labour Force with Previous Job by Selected Characteristics, Fall 2024

Selected Characteristics	Ever had a Job in the Cayman Islands			
	Total	Yes	No	Dk/NS
Total	14,479	7,311	6,663	505
Sex				
Male	6,289	3,140	2,842	306
Female	8,191	4,171	3,820	199
Status				
Caymanian	10,579	6,656	3,636	288
Permanent Res.	1,442	419	953	70
Non-Caymanian	2,458	237	2,073	148
Educational Attainment				
None	41	41	-	-
Primary and below	1,508	1,200	267	41
Middle	1,063	585	384	94
High	6,251	2,608	3,520	123
Post Secondary	2,046	1,197	755	94
College / University	3,405	1,639	1,716	50
Other	...	-	...	-
Not Stated	144	41	-	103

Table 6.13: Persons Not in the Labour Force with Previous Job by Time without Work and Sex, Fall 2024

Time without work	Total		Male		Female		Sex Distribution	
	#	%	#	%	#	%	Male	Female
Total	7,311	100.0	3,140	100.0	4,171	100.0	43.0	57.0
Less than 1 (month)	174	2.4	59	1.9	114	2.7	34.1	65.9
1 to 3 (months)	91	1.2	30	0.9	62	1.5	32.5	67.5
3 to 6 (months)	167	2.3	-	-	167	4.0	-	100.0
6 to 12 (months)	261	3.6	197	6.3	64	1.5	75.4	24.6
12+ (months)	6,433	88.0	2,732	87.0	3,702	88.8	42.5	57.5
DK/NS	185	2.5	123	3.9	62	1.5	66.7	33.3

Table 6.14: Persons Not in the Labour Force with Previous Job by Time without Work and Status, Fall 2024

Time without work	Total		Caymanian		Permanent Res.		Non Caymanian		Status Distribution		
	#	%	#	%	#	%	#	%	Caymanian	Permanent Res.	Non Caymanian
Total	7,311	100.0	6,656	100.0	419	100.0	237	100.0	91.0	5.7	3.2
Less than 1 (month)	174	2.4	62	0.9	89	37.5	35.5	...	51.1
1 to 3 (months)	91	1.2	62	0.9	-	-	30	12.5	67.5	-	32.5
3 to 6 (months)	167	2.3	144	2.2	-	-	86.1	...	-
6 to 12 (months)	261	3.6	185	2.8	47	11.1	30	12.5	70.8	17.8	11.3
12+ (months)	6,433	88.0	6,019	90.4	326	77.8	89	37.5	93.6	5.1	1.4
DK/NS	185	2.5	185	2.8	-	-	-	-	100.0	-	-

Table 6.15: Persons Not in the Labour Force, by Last Occupation Worked and Sex, Fall 2024

Occupation	Total		Male		Female		Sex Distribution	
	#	%	#	%	#	%	Male	Female
Total	7,311	100.0	3,140	100.0	4,171	100.0	43.0	57.0
Managers	783	10.7	370	11.8	414	9.9	47.2	52.8
Professionals	1,136	15.5	446	14.2	690	16.5	39.3	60.7
Technicians and Associate Professionals	1,115	15.2	414	13.2	701	16.8	37.1	62.9
Clerical Support Workers	822	11.2	164	5.2	657	15.8	20.0	80.0
Service and Sales Workers	1,210	16.6	331	10.6	879	21.1	27.4	72.6
Skilled agricultural, forestry and fishery workers	164	2.2	164	5.2	-	-	100.0	-
Craft and related trades workers	905	12.4	840	26.8	64	1.5	92.9	7.1
Plant and machine operators, and assemblers	288	3.9	226	7.2	62	1.5	78.6	21.4
Elementary occupations	766	10.5	164	5.2	601	14.4	21.5	78.5
Not Stated	123	1.7	103	2.5	...	83.3

Table 6.16: Persons Not in the Labour Force by Last Occupation Worked and Status, Fall 2024

Occupation	Total		Caymanian		Permanent Res.		Non Caymanian		Status Distribution		
	#	%	#	%	#	%	#	%	Caymanian	Permanent Res.	Non Caymanian
Total	7,311	100.0	6,656	100.0	419	100.0	237	100.0	91.0	5.7	3.2
Managers	783	10.7	760	11.4	-	-	97.0	...	-
Professionals	1,136	15.5	1,007	15.1	70	16.7	59	25.0	88.6	6.1	5.2
Technicians and Associate Professionals	1,115	15.2	1,068	16.0	47	11.1	-	-	95.8	4.2	-
Clerical Support Workers	822	11.2	822	12.3	-	-	-	-	100.0	-	-
Service and Sales Workers	1,210	16.6	1,048	15.7	163	38.9	-	-	86.6	13.4	-
Skilled agricultural, forestry and fishery workers	164	2.2	164	2.5	-	-	-	-	100.0	-	-
Craft and related trades workers	905	12.4	740	11.1	47	11.1	118	50.0	81.8	5.1	13.1
Plant and machine operators, and assemblers	288	3.9	288	4.3	-	-	-	-	100.0	-	-
Elementary occupations	766	10.5	637	9.6	70	16.7	59	25.0	83.2	9.1	7.7
Not Stated	123	1.7	123	1.9	-	-	-	-	100.0	-	-

Table 6.17: Persons Not in the Labour Force by Last Industry Worked and Sex, Fall 2024

Industry	Total		Male		Female		Sex Distribution	
	#	%	#	%	#	%	Male	Female
Total	7,311	100.0	3,140	100.0	4,171	100.0	43.0	57.0
Manufacturing	82	1.1	82	2.6	-	-	100.0	-
Electricity, gas, steam and air conditioning supply	103	1.4	62	2.0	41	1.0	60.0	40.0
Water supply; sewerage, waste management and remediation activities	41	0.6
Construction	676	9.2	573	18.3	103	2.5	84.8	15.2
Wholesale and retail trade; repair of motor vehicles and motorcycles	917	12.5	308	9.8	609	14.6	33.6	66.4
Transportation and storage	370	5.1	205	6.5	164	3.9	55.6	44.4
Accommodation	452	6.2	82	2.6	370	8.9	18.2	81.8
Restaurants and Mobile Food Services Activities	288	3.9	82	2.6	205	4.9	28.6	71.4
Information and communication	290	4.0	144	4.6	147	3.5	49.5	50.5
Financial and insurance activities	663	9.1	211	6.7	452	10.8	31.8	68.2
Real estate activities	105	1.4	41	1.3	64	1.5	39.0	61.0
Professional, scientific and technical activities	340	4.7	82	2.6	258	6.2	24.1	75.9
Administrative and support service activities	185	2.5	62	2.0	123	3.0	33.3	66.7
Public administration and defence; compulsory social security	989	13.5	537	17.1	452	10.8	54.3	45.7
Education	379	5.2	112	3.6	267	6.4	29.5	70.5
Human health and social work activities	472	6.5	123	3.9	349	8.4	26.1	73.9
Arts, entertainment and recreation	396	5.4	290	9.2	105	2.5	73.4	26.6
Other service activities	-	-	-	...
Activities of households as employers	296	4.0	-	-	296	7.1	-	100.0
Not Stated	247	3.4	123	3.9	123	3.0	50.0	50.0

LABOUR FORCE SURVEY REPORT FALL 2024

Table 6.18: Persons Not in the Labour Force by Last Industry Worked and Status, Fall 2024

Industry	Total		Caymanian		Permanent Res.		Non Caymanian		Status Distribution		
	#	%	#	%	#	%	#	%	Caymanian	Permanent Res.	Non Caymanian
Total	7,311	100.0	6,656	100.0	419	100.0	237	100.0	91.0	5.7	3.2
Manufacturing	82	1.1	82	1.2	-	-	-	-	100.0	-	-
Electricity, gas, steam and air conditioning supply	103	1.4	103	1.5	-	-	-	-	100.0	-	-
Water supply; sewerage, waste management and remediation activities	41	0.6	41	0.6	-	-	-	-	100.0	-	-
Construction	676	9.2	534	8.0	118	50.0	79.0	...	17.5
Wholesale and retail trade; repair of motor vehicles and motorcycles	917	12.5	801	12.0	116	27.8	-	-	87.3	12.7	-
Transportation and storage	370	5.1	370	5.6	-	-	-	-	100.0	-	-
Accommodation	452	6.2	452	6.8	-	-	-	-	100.0	-	-
Restaurants and Mobile Food Services Activities	288	3.9	288	4.3	-	-	-	-	100.0	-	-
Information and communication	290	4.0	267	4.0	-	-	92.0	...	-
Financial and insurance activities	663	9.1	616	9.3	47	11.1	-	-	93.0	7.0	-
Real estate activities	105	1.4	82	1.2	-	-	77.9	...	-
Professional, scientific and technical activities	340	4.7	288	4.3	30	12.5	84.5	...	8.7
Administrative and support service activities	185	2.5	185	2.8	-	-	-	-	100.0	-	-
Public administration and defence; compulsory social security	989	13.5	965	14.5	-	-	97.6	...	-
Education	379	5.2	349	5.2	-	-	30	12.5	92.2	-	7.8
Human health and social work activities	472	6.5	472	7.1	-	-	-	-	100.0	-	-
Arts, entertainment and recreation	396	5.4	349	5.2	47	11.1	-	-	88.2	11.8	-
Other service activities	-	-	-	-	...	-	-
Activities of households as employers	296	4.0	144	2.2	93	22.2	59	25.0	48.6	31.4	20.0
Not Stated	247	3.4	247	3.7	-	-	-	-	100.0	-	-

Table 6.19: Persons Not in the Labour Force by Main Means of Financial Support and Sex, Fall 2024

Financial Support	Total		Male		Female		Sex Distribution	
	#	%	#	%	#	%	Male	Female
Total	14,479	100.0	6,289	100.0	8,191	100.0	43.4	56.6
Parents	4,639	32.0	2,361	37.5	2,277	27.8	50.9	49.1
Spouse / Partner	2,246	15.5	388	6.2	1,857	22.7	17.3	82.7
Other relatives & friends	729	5.0	164	2.6	564	6.9	22.6	77.4
Savings / Investments	2,370	16.4	1,211	19.3	1,158	14.1	51.1	48.9
Social Services	1,086	7.5	420	6.7	666	8.1	38.7	61.3
Pension / Veteran / Seaman	2,374	16.4	1,162	18.5	1,212	14.8	49.0	51.0
Other	323	2.2	149	2.4	173	2.1	46.2	53.8
DK/NS	714	4.9	432	6.9	282	3.4	60.5	39.5

Table 6.20: Persons Not in the Labour Force by Main Means of Financial Support and Status, Fall 2024

Financial Support	Total		Caymanian		Permanent Res.		Non Caymanian		Status Distribution		
	#	%	#	%	#	%	#	%	Caymanian	Permanent Res.	Non Caymanian
Total	14,479	100.0	10,579	100.0	1,442	100.0	2,458	100.0	73.1	10.0	17.0
Parents	4,639	32.0	3,348	31.7	372	25.8	918	37.3	72.2	8.0	19.8
Spouse / Partner	2,246	15.5	945	8.9	442	30.6	859	34.9	42.1	19.7	38.3
Other relatives & friends	729	5.0	534	5.0	47	3.2	148	6.0	73.3	6.4	20.3
Savings / Investments	2,370	16.4	1,684	15.9	419	29.0	267	10.8	71.1	17.7	11.3
Social Services	1,086	7.5	1,027	9.7	-	-	59	2.4	94.5	-	5.5
Pension / Veteran / Seaman	2,374	16.4	2,321	21.9	30	1.2	97.8	...	1.2
Other	323	2.2	247	2.3	47	3.2	30	1.2	76.4	14.4	9.2
DK/NS	714	4.9	472	4.5	93	6.5	148	6.0	66.2	13.0	20.8

Table 6.21: Persons Not in the Labour Force by Sex, Status and With or Without Additional Financial Support, Fall 2024

Selected Characteristics	Total	With Additional Financial Support	Without Additional Financial Support	DK/NS	Percent Distribution	
					With Additional Financial Support	Without Additional Financial Support
Total	14,479	2,325	11,335	819	16.1	78.3
Male	6,289	905	4,890	494	14.4	77.8
Female	8,191	1,421	6,445	325	17.3	78.7
Caymanian	10,579	1,972	8,053	555	18.6	76.1
PR-WRW	558	23	442	93	4.2	79.2
Non-Caymanian	3,342	330	2,841	171	9.9	85.0

Table 6.22: Persons Not in the Labour Force by Main Monthly Earnings and Sex, Fall 2024

Income	Total		Male		Female		Sex Distribution	
	#	%	#	%	#	%	Male	Female
Total	14,479	100.0	6,289	100.0	8,191	100.0	43.4	56.6
\$ 0 - \$ 799	3,407	23.5	1,443	22.9	1,964	24.0	42.3	57.7
\$ 800 - \$ 1,599	3,148	21.7	1,245	19.8	1,903	23.2	39.5	60.5
\$ 1,600 - \$ 2,399	1,696	11.7	693	11.0	1,004	12.3	40.8	59.2
\$ 2,400 - \$ 3,199	973	6.7	379	6.0	594	7.2	39.0	61.0
\$ 3,200 - \$ 3,999	297	2.1	82	1.3	215	2.6	27.7	72.3
\$ 4,000 - \$ 4,799	356	2.5	112	1.8	244	3.0	31.4	68.6
\$ 4,800 - \$ 5,599	352	2.4	179	2.8	173	2.1	50.8	49.2
\$ 5,600 - \$ 6,399	356	2.5	165	2.6	192	2.3	46.2	53.8
\$ 6,400 - \$ 7,199	105	0.7	62	1.0	44	...	58.5	41.5
\$ 7,200 - \$ 7,999	44	0.3	...	0.3	...	0.3
\$ 8,000 - \$ 8,799	147	1.0	44	0.7	103	1.3	29.8	70.2
\$ 8,800 - \$ 9,599	82	0.6	-	-	82	1.0	-	100.0
\$ 9,600 - \$ 10,399	71	0.5	50	0.3	70.9	...
\$ 10,400 - \$ 11,199	41	0.3	...	0.3	...	0.3
\$ 11,200 - \$ 11,999	71	...	41	0.7	30	...	58.1	41.9
\$ 12,000 - \$ 12,799	62	0.4	...	0.3	41	0.5	...	66.7
\$ 12,800 - \$ 13,599	41	0.3
\$ 15,200 - \$ 15,999	...	0.2	-	-	...
\$ 16,000 - \$ 16,799	44	0.3	44	0.7	-	-	100.0	-
\$ 16,800 +	348	2.4	260	4.1	88	1.1	74.8	25.2
Not Stated	2,816	19.5	1,410	22.4	1,407	17.2	50.1	49.9

Table 6.23: Mean and Median Main Monthly Earnings for Persons Not in the Labour Force by Sex, Fall 2024

Sex	Monthly Earnings C\$	
	Mean	Median
Total	2,677.75	1,199.50
Male	3,090.83	1,199.50
Female	2,380.69	1,199.50

Table 6.24: Persons Not in the Labour Force by Main Monthly Earnings and Status, Fall 2024

Income	Total		Caymanian		PR-WRW		Non Caymanian		Status Distribution		
	#	%	#	%	#	%	#	%	Caymanian	PR-WRW	Non Caymanian
Total	14,683	100.0	10,579	100.0	679	100.0	3,425	100.0	72.1	4.6	23.3
\$ 0 - \$ 799	3,461	23.6	2,301	21.7	170	25.0	991	28.9	66.5	4.9	28.6
\$ 800 - \$ 1,599	3,170	21.6	2,547	24.1	57	8.3	566	16.5	80.4	1.8	17.9
\$ 1,600 - \$ 2,399	1,724	11.7	1,356	12.8	57	8.3	311	9.1	78.7	3.3	18.1
\$ 2,400 - \$ 3,199	971	6.6	801	7.6	-	-	170	5.0	82.5	-	17.5
\$ 3,200 - \$ 3,999	298	2.0	185	1.7	28	4.2	85	2.5	62.0	9.5	28.5
\$ 4,000 - \$ 4,799	352	2.4	267	2.5	-	...	85	...	75.9	-	24.1
\$ 4,800 - \$ 5,599	360	2.4	247	2.3	28	...	85	2.5	68.5	7.9	23.6
\$ 5,600 - \$ 6,399	355	2.4	185	1.7	-	...	170	...	52.1	-	47.9
\$ 6,400 - \$ 7,199	110	0.8	82	0.8	28	4.2	-	-	74.4	25.6	-
\$ 7,200 - \$ 7,999	49	0.3	...	0.2	28	...	-	-	...	57.9	-
\$ 8,000 - \$ 8,799	154	1.1	41	0.4	-	-	113	3.3	26.6	-	73.4
\$ 8,800 - \$ 9,599	82	0.6	82	0.8	-	-	-	-	100.0	-	-
\$ 9,600 - \$ 10,399	69	0.5	41	0.4	-	-	28	0.8	59.2	-	40.8
\$ 10,400 - \$ 11,199	41	0.3	41	0.4	-	-	-	-	100.0	-	-
\$ 11,200 - \$ 11,999	69	...	41	...	-	-	28	0.8	59.2	-	40.8
\$ 12,000 - \$ 12,799	62	0.4	62	0.6	-	-	-	...	100.0	-	-
\$ 12,800 - \$ 13,599	41	...	41	0.4	-	...	-	-	100.0	-	-
\$ 15,200 - \$ 15,999	28	0.2	-	-	28	4.2	-	-	-	100.0	-
\$ 16,000 - \$ 16,799	49	0.3	...	0.2	28	4.2	-	-	...	57.9	-
\$ 16,800 +	383	2.6	185	1.7	57	8.3	142	...	48.3	14.8	36.9
Not Stated	2,854	19.4	2,034	19.2	170	25.0	651	19.0	71.2	5.9	22.8

Table 6.25: Mean and Median Main Monthly Earnings for Persons Not in the Labour Force by Status, Fall 2024

Sex	Monthly Earnings CI\$	
	Mean	Median
Total	2,724.11	1,199.50
Caymanian	2,472.58	1,199.50
Non Caymanian	2,995.42	1,199.50

Table 6.31: Persons Not in the Labour Force by Other Monthly Earnings and Sex, Fall 2024

Income	Total		Male		Female		Sex Distribution	
	#	%	#	%	#	%	Male	Female
Total	2,340	100.0	909	100.0	1,431	100.0	38.9	61.1
\$ 0 - \$ 799	598	25.6	139	15.3	460	32.1	23.2	76.8
\$ 800 - \$ 1,599	591	25.2	267	29.4	324	22.6	45.2	54.8
\$ 1,600 - \$ 2,399	221	9.4	110	12.1	110	7.7	50.0	50.0
\$ 2,400 - \$ 3,199	185	7.9	82	9.0	103	...	44.4	55.6
\$ 3,200 - \$ 3,999	144	6.1	41	4.5	103	...	28.6	71.4
\$ 4,000 - \$ 4,799	...	0.9	-	-	...
\$ 4,800 - \$ 5,599	...	0.9	-	-	...	1.4	-	...
\$ 5,600 - \$ 6,399	49	2.1	49	...	-	...	100.0	-
\$ 6,400 - \$ 7,199	41	1.8	-	-	41	2.9	-	100.0
\$ 7,200 - \$ 7,999	...	0.9	...	2.3	-	-	...	-
\$ 8,800 - \$ 9,599	41	1.8	...	2.3	...	1.4
\$ 9,600 - \$ 10,399	41	1.8	...	2.3	...	1.4
\$ 12,000 - \$ 12,799	28	1.2	-	-	28	2.0	-	100.0
\$ 15,200 - \$ 15,999	28	1.2	-	-	28	2.0	-	100.0
\$ 16,800 +	...	0.9	...	2.3	-	-	...	-
Not Stated	290	12.4	139	15.3	152	10.6	47.8	52.2

Table 6.32: Mean and Median Other Monthly Earnings for Persons Not in the Labour Force by Sex, Fall 2024

Sex	Monthly Earnings C\$	
	Mean	Median
Total	2,578.39	1,199.50
Male	2,817.98	1,199.50
Female	2,434.05	1,199.50

Table 6.33: Persons Not in the Labour Force by Other Monthly Earnings and Status, Fall 2024

Income	Total		Caymanian		PR-WRW		Non Caymanian		Status Distribution		
	#	%	#	%	#	%	#	%	Caymanian	PR-WRW	Non Caymanian
Total	2,340	100.0	1,972	100.0	28	100.0	340	100.0	84.3	1.2	14.5
\$ 0 - \$ 799	598	25.6	514	26.0	-	-	85	...	85.8	-	14.2
\$ 800 - \$ 1,599	591	25.2	534	27.1	-	-	57	16.7	90.4	-	9.6
\$ 1,600 - \$ 2,399	221	9.4	164	8.3	-	-	57	16.7	74.4	-	25.6
\$ 2,400 - \$ 3,199	185	7.9	185	9.4	-	-	-	-	100.0	-	-
\$ 3,200 - \$ 3,999	144	6.1	144	7.3	-	-	-	-	100.0	-	-
\$ 4,000 - \$ 4,799	...	0.9	-	-	-	-	-
\$ 4,800 - \$ 5,599	...	0.9	...	1.0	-	-	-	-	...	-	-
\$ 5,600 - \$ 6,399	49	2.1	...	1.0	-	-	28	8.3	...	-	57.9
\$ 6,400 - \$ 7,199	41	1.8	41	2.1	-	-	-	-	100.0	-	-
\$ 7,200 - \$ 7,999	...	0.9	...	1.0	-	-	-	-	...	-	-
\$ 8,800 - \$ 9,599	41	1.8	41	2.1	-	-	-	-	100.0	-	-
\$ 9,600 - \$ 10,399	41	1.8	41	2.1	-	-	-	-	100.0	-	-
\$ 12,000 - \$ 12,799	28	1.2	-	-	-	-	28	8.3	-	-	100.0
\$ 15,200 - \$ 15,999	28	1.2	-	-	28	100.0	-	-	-	100.0	-
\$ 16,800 +	...	0.9	...	1.0	-	-	-	-	...	-	-
Not Stated	290	12.4	205	10.4	-	-	85	25.0	70.8	-	29.2

Table 6.34: Mean and Median Other Monthly Earnings for Persons Not in the Labour Force by Sex, Fall

Sex	2024	
	Monthly Earnings CI\$	
	Mean	Median
Total	2,578.39	1,199.50
Caymanian	2,325.08	1,199.50
Non Caymanian	2,888.39	1,199.50

Table 6.35: Persons Not in the Labour Force by Sex, Status and With or Without Educational Training, Fall 2024

Selected Characteristics	Total	With Training	Without Training	Not Stated	Percent Distribution	
					With Training	Without Training
Total	14,683	1,493	12,835	355	10.2	87.4
Male	6,379	730	5,474	175	11.4	85.8
Female	8,304	763	7,361	180	9.2	88.6
Caymanian	10,579	842	9,552	185	8.0	90.3
PR-WRW	679	85	594	0	12.5	87.5
Non-Caymanian	3,425	566	2,689	170	16.5	78.5

Table 6.21: Persons Not in the Labour Force by Sex, Status and With or Without Training, Fall 2024

Selected Characteristics	Total	With Training	Without Training	Not Stated	Percent Distribution	
					With Training	Without Training
Total	14,683	6,110	8,006	568	41.6	54.5
Male	6,379	2,515	3,627	236	39.4	56.9
Female	8,304	3,594	4,378	331	43.3	52.7
Caymanian	10,579	4,355	5,855	370	41.2	55.3
Permanent Res.	1,755	877	849	28	50.0	48.4
Non-Caymanian	2,349	877	1,302	170	37.3	55.4

Table 6.22: Persons Not in the Labour Force who Received Training by Last Trained Occupation and Sex, Fall 2024

Occupation	Total		Male		Female		Sex Distribution	
	#	%	#	%	#	%	Male	Female
Total	6,110	100.0	2,515	100.0	3,594	100.0	41.2	58.8
Managers	434	7.1	283	11.2	152	4.2	65.1	34.9
Professionals	1,774	29.0	542	21.6	1,231	34.3	30.6	69.4
Technicians and Associate Professionals	1,241	20.3	388	15.4	853	23.7	31.3	68.7
Clerical Support Workers	550	9.0	82	3.3	467	13.0	15.0	85.0
Service and Sales Workers	756	12.4	229	9.1	527	14.7	30.3	69.7
Craft and related trades workers	881	14.4	819	32.6	62	1.7	93.0	7.0
Plant and machine operators, and assemblers	164	2.7	103	4.1	62	1.7	62.5	37.5
Elementary occupations	139	2.3	-	-	139	3.9	-	100.0
Not Stated	172	2.8	69	2.8	103	3	40.3	60

Table 6.23: Persons Not in the Labour Force who Received Training by Last Trained Occupation and Status, Fall 2024

Occupation	Total		Caymanian		Permanent Res.		Non Caymanian		Status Distribution		
	#	%	#	%	#	%	#	%	Caymanian	Permanent Res.	Non Caymanian
Total	6,110	100.0	4,355	100.0	877	100.0	877	100.0	71.3	14.4	14.4
Managers	434	7.1	349	8.0	57	6.5	28	3.2	80.4	13.0	6.5
Professionals	1,774	29.0	924	21.2	255	29.0	594	67.7	52.1	14.4	33.5
Technicians and Associate Professionals	1,241	20.3	986	22.6	226	25.8	28	3.2	79.5	18.2	2.3
Clerical Support Workers	550	9.0	493	11.3	57	6.5	-	-	89.7	10.3	-
Service and Sales Workers	756	12.4	472	10.8	170	19.4	113	12.9	62.5	22.5	15.0
Craft and related trades workers	881	14.4	740	17.0	85	9.7	57	6.5	83.9	9.6	6.4
Plant and machine operators, and assemblers	164	2.7	164	3.8	-	-	-	-	100.0	-	-
Elementary occupations	139	2.3	82	1.9	-	-	57	6.5	59.2	-	40.8
Not Stated	172	2.8	144	3.3	28	3.2	-	-	83.6	16.4	-

Table 6.24: Persons Not in the Labour Force who Received Training by Location of Training and Sex, Fall 2024

Institution	Total		Male		Female		Sex Distribution	
	#	%	#	%	#	%	Male	Female
Total	6,110	100.0	2,515	100.0	3,594	100.0	41.2	58.8
Local Institution	1,125	18.4	593	23.6	532	14.8	52.7	47.3
Foreign Institution/Organization	2,758	45.1	1,044	41.5	1,714	47.7	37.8	62.2
Correspondence (not online)	69	1.1	-	-	69	1.9	-	100.0
Online (local and foreign)	200	3.3	41	1.6	159	4.4	20.5	79.5
On the job	1,703	27.9	693	27.6	1,009	28.1	40.7	59.3
Apprentice/Job Internship	185	3.0	123	4.9	62	1.7	66.7	33.3
Other	-	-	...	-
DK/NS	49	0.8	-	-	49	1.4	-	100.0

Table 6.25: Persons Not in the Labour Force who Received Training by Location of Training and Status, Fall 2024

Institution	Total		Caymanian		Permanent Res.		Non Caymanian		Status Distribution		
	#	%	#	%	#	%	#	%	Caymanian	Permanent Res.	Non Caymanian
Total	6,110	100.0	4,355	100.0	877	100.0	877	100.0	71.3	14.4	14.4
Local Institution	1,125	18.4	842	19.3	142	16.1	142	16.1	74.8	12.6	12.6
Foreign Institution/Organization	2,758	45.1	1,541	35.4	623	71.0	594	67.7	55.9	22.6	21.6
Correspondence (not online)	69	1.1	41	0.9	-	-	28	3.2	59.2	-	40.8
Online (local and foreign)	200	3.3	144	3.3	-	-	57	6.5	71.8	-	28.2
On the job	1,703	27.9	1,561	35.8	113	12.9	28	3.2	91.7	6.6	1.7
Apprentice/Job Internship	185	3.0	185	4.2	-	-	-	-	100.0	-	-
Other	-	-	-	-	...	-	-
DK/NS	49	0.8	-	-	28	3.2	...	-	57.9

Table 6.26: Persons Not in the Labour Force who Received Training by Year of Training and Sex, Fall 2024

Date completed	Total		Male		Female		Sex Distribution	
	#	%	#	%	#	%	Male	Female
Total	6,110	100.0	2,515	100.0	3,594	100.0	41.2	58.8
Ongoing	432	7.1	244	9.7	188	5.2	56.6	43.4
2024	290	4.8	98	3.9	193	5.4	33.6	66.4
2023	118	1.9	77	3.1	41	1.1	65.3	34.7
2022	159	2.6	41	1.6	118	3.3	25.8	74.2
2021	41	0.7	-	-	41	1.1	-	100.0
2020	298	4.9	49	1.9	249	6.9	16.4	83.6
Before 2020	4,730	77.4	1,965	78.1	2,765	76.9	41.6	58.4
Did not complete	41	0.7	41	1.6	-	-	100.0	-

Table 6.27: Persons Not in the Labour Force who Received Training by Year of Training and Status, Fall 2024

Date Completed	Total		Caymanian		Permanent Res.		Non Caymanian		Status Distribution		
	#	%	#	%	#	%	#	%	Caymanian	Permanent Res.	Non Caymanian
Total	6,110	100.0	4,355	100.0	877	100.0	877	100.0	71.3	14.4	14.4
Ongoing	432	7.1	205	4.7	113	12.9	113	12.9	47.6	26.2	26.2
2024	290	4.8	205	4.7	28	3.2	57	6.5	70.8	9.7	19.5
2023	118	1.9	62	1.4	57	6.5	-	-	52.1	47.9	-
2022	159	2.6	103	2.4	-	-	57	6.5	64.5	-	35.5
2021	41	0.7	41	0.9	-	-	-	-	100.0	-	-
2020	298	4.9	185	4.2	57	6.5	57	6.5	62.0	19.0	19.0
Before 2020	4,730	77.4	3,513	80.7	623	71.0	594	67.7	74.3	13.2	12.6
Did not complete	41	0.7	41	0.9	-	-	-	-	100.0	-	-

Table 6.28: Persons Usually Not in the Labour Force by Selected Characteristics and Sex, Fall 2024

Selected Characteristics	Total		Male		Female	
	#	%	#	%	#	%
Total	13,616	100.0	5,978	100.0	7,638	100.0
Status						
Caymanian	10,333	75.9	4,704	78.7	5,629	73.7
Permanent Res.	1,500	11.0	651	10.9	849	11.1
Non-Caymanian	1,783	13.1	623	10.4	1,160	15.2
Age						
15 - 24	4,607	33.8	2,323	38.9	2,284	29.9
25 - 34	851	6.2	355	5.9	496	6.5
35 - 44	594	4.4	159	2.7	435	5.7
45 - 54	913	6.7	208	3.5	704	9.2
55 - 64	1,734	12.7	799	13.4	935	12.2
65+	4,918	36.1	2,134	35.7	2,784	36.5
Educational Attainment						
None	41	0.3	41	0.7	-	-
Primary and below	1,400	10.3	686	11.5	714	9.3
Middle	999	7.3	442	7.4	557	7.3
High	6,304	46.3	2,867	48.0	3,437	45.0
Post Secondary	1,906	14.0	819	13.7	1,087	14.2
College / University	2,884	21.2	1,061	17.8	1,822	23.9
Other	-	-
Not Stated	62	0.5	41	1

Table 6.29: Persons Usually Not in the Labour Force by Selected Characteristics and Status, Fall 2024

Selected Characteristics	Total		Caymanian		Permanent Res.		Non Caymanian	
	#	%	#	%	#	%	#	%
Total	13,616	100.0	10,333	100.0	1,500	100.0	1,783	100.0
Sex								
Male	5,978	43.9	4,704	45.5	651	43.4	623	34.9
Female	7,638	56.1	5,629	54.5	849	56.6	1,160	65.1
Age								
15 - 24	4,607	33.8	3,390	32.8	538	35.8	679	38.1
25 - 34	851	6.2	370	3.6	85	5.7	396	22.2
35 - 44	594	4.4	226	2.2	113	7.5	255	14.3
45 - 54	913	6.7	431	4.2	255	17.0	226	12.7
55 - 64	1,734	12.7	1,479	14.3	170	11.3	85	4.8
65+	4,918	36.1	4,437	42.9	340	22.6	142	7.9
Educational Attainment								
None	41	0.3	41	0.4	-	-	-	-
Primary and below	1,400	10.3	1,315	12.7	85	5.7	-	-
Middle	999	7.3	801	7.8	85	5.7	113	6
High	6,304	46.3	5,115	49.5	623	41.5	566	31.7
Post Secondary	1,906	14.0	1,397	13.5	226	15.1	283	15.9
College / University	2,884	21.2	1,582	15.3	481	32.1	821	46.0
Other	-	-	-	-
Not Stated	62	0.5	62	0.6	-	-	-	-

Table 6.30: Percent of Persons Not in the Labour Force by Selected Characteristics and Unavailability for Work, Fall 2024

Selected Characteristics	Total		Unavailable Jobseekers		Jobseekers	
	#	%	#	%	#	%
Total	858	100.0	82	100.0	776	100.0
Sex						
Male	283	32.9	262	33.8
Female	576	67.1	62	75.0	514	66.2
Status						
Caymanian	575	67.0	82	100.0	493	63.5
Permanent Resident	85	9.9	-	-	85	10.9
Non-Caymanian	198	23.1	-	-	198	25.5
Age						
15 - 24	118	13.8	-	-	118	15
25 - 34	62	7.2	41	5.3
35 - 44	134	15.6	113	14.6
45 - 54	77	9.0	-	-	77	9.9
55 - 64	283	32.9	262	33.8
65+	185	21.5	164	21.2
DK/NS	-	-	-	-	-	-
Educational Attainment						
None	-	-
Primary and below	-	-
Middle	-	-
High	324	37.7	-	-	324	41.7
Post Secondary	167	19.5	147	18.9
College / University	306	35.6	62	75.0	244	31.5
Other	-	-	-	-	-	-
Not Stated	-	-	-	-	-	-

SECTION 7: HOUSING CHARACTERISTICS
Table 7.1: Type of Dwelling, Fall 2024

Type of Dwelling	Households	
	#	%
Total	38,377	100
Detached house	15,342	40.0
Semi-detached house	537	1.4
Duplex	2,727	7.1
Apartment	12,928	33.7
Condominium / townhouse	3,478	9.1
Studio	1,367	3.6
One-room	1,703	4.4
Combined business / dwelling	73	0.2
Other (please specify)	75	0.2
DK/NS	146	0.4

Table 7.2: Households by Number of Rooms, Fall 2024

Number of Rooms	Households	
	#	%
Total	38,377	100
None	2,342	6.1
One	2,342	6.1
Two	2,618	6.8
Three	5,149	13.4
Four	7,162	18.7
Five	8,246	21.5
Six	5,474	14.3
Seven	3,207	8.4
Eight +	4,056	10.6
DK/NS	121	0.3

Table 7.3: Households by Number of Bedrooms, Fall 2024

Number of Bedrooms	Households	
	#	%
Total	38,377	100
None ¹	2,268	5.9
One	12,196	31.8
Two	10,893	28.4
Three	8,064	21.0
Four	3,088	8.0
Five	878	2.3
Six +	410	1.1
DK/NS	579	1.5

¹ None or no bedrooms, accounts for the number of dwelling units without at least one room designated solely for sleeping.

Table 7.4: Households by Type of Dwelling Tenure, Fall 2024

Tenancy	Households	
	#	%
Total	38,377	100
Owned without mortgage	9,125	23.8
Owned with mortgage	7,732	20.1
Rented - Paid by HH member	19,927	51.9
Rented - Paid by non-HH member	629	1.6
Other	843	2.2
DK/NS	121	0.3

Table 7.5: Ownership of Household by Household Member, Fall 2024

Ownership by HH member	#	%
Total	17,821	100.0
Yes	16,280	91.4
No	1,248	7.0
DK/NS	293	1.6

Table 7.6: Status of Ownership of Household, Fall 2024

Status of Owners	#	%
Total	38,377	100.0
Caymanian	28,193	73.5
Non Caymanian	3,742	9.8
Combined ownership - Caymanian & Non Caymanian	535	1.4
Rented from a rental agency/property manager	2,722	7.1
Rented from the owner	1,919	5.0
DK/NS	1,266	3.3

**Table 7.7: Mean and Median Rent of Housing Accommodation
by District & Number of Bedrooms, Fall 2024**

Selected Characteristics	Actual Rent	
	Mean	Median
Total	4,061.69	3,200.00
District		
George Town	3,958.27	3,500.00
West Bay	5,201.22	3,500.00
Bodden Town	3,739.57	3,500.00
North Side	2,500.00	2,500.00
East End	2,007.69	2,000.00
Sister Islands	1,822.22	1,800.00
Bedrooms		
None ¹	986.41	1,200.00
One	1,635.71	1,500.00
Two	2,863.38	3,000.00
Three	4,204.61	3,500.00
Four	6,056.11	4,500.00
Five	5,312.65	5,000.00
Six	7,393.55	5,000.00
Seven	11,940.33	20,000.00
Eight	10,000.00	10,000.00

**Table 7.8: Mean and Median Estimated Mortgage Payment
by District & Number of Bedrooms, Fall 2024**

Selected Characteristics	Mortgage Payment	
	Mean	Median
Total	2,276.76	2,000.00
District		
George Town	2,383.27	2,100.00
West Bay	2,423.72	1,800.00
Bodden Town	2,128.50	1,775.00
North Side	1,995.67	2,200.00
East End	2,100.00	2,100.00
Sister Islands	1,467.11	1,460.00
Bedrooms		
One	1,885.09	2,000.00
Two	1,921.43	1,800.00
Three	2,268.33	1,800.00
Four	3,115.83	2,500.00
Five	2,749.52	2,700.00
Six	2,106.41	1,800.00
Seven	2,900.00	2,900.00

**Table 7.9: Mean and Median Owner Occupied Rent
by District & Number of Bedrooms, Fall 2024**

Selected Characteristics	Owner Occupied Rent	
	Mean	Median
Total	1,432.99	1,000.00
District		
George Town	1,542.50	1,200.00
West Bay	1,431.59	1,100.00
Bodden Town	1,334.30	1,000.00
North Side	935.00	850.00
East End	1,264.58	800.00
Sister Islands	569.76	500.00
Bedrooms		
None ¹	832.07	800.00
One	1,064.71	850.00
Two	1,958.78	1,800.00
Three	2,593.00	2,600.00
Four	5,678.91	4,500.00
Five	1,994.79	1,525.00
Six	2,200.00	2,200.00
DK/NS	746.24	800.00

Table 7.10: Households that Rented by Type of Utilities

Included in Rent, Fall 2024

Utilities Included	Rented Households	
	#	%
Total	21,375	100.0
Electricity	6,739	31.5
Water	6,878	32.2
Cable	1,971	9.2
No Utility	13,360	62.5
DK/NS	246	1.2

** Note: Multiple Response Question*

Table 7.11: Households with or without Insurance, Fall 2024

Insurance	Households	
	#	%
Total	38,377	100.0
Housing Structure Insurance		
With	17,309	45.1
Without	8,113	21.1
DK/NS	12,956	33.8
Content Insurance		
With	6,386	16.6
Without	19,027	49.6
DK/NS	12,964	33.8

Table 7.12: Households with Structure Insurance by Revaluation in the past year, Fall 2024

Insurance Revaluation	#	%
Total	17,309	100.0
Yes	5,423	31.3
No	7,523	43.5
DK/NS	4,363	25.2

Table 7.13: Households with Amenities, Fall 2024

Amenities	Households	
	#	%
Total	38,377	100.0
Internet	36,299	94.6
Cable/Satellite	13,298	34.7
Internet TV	25,505	66.5
Air Conditioning	36,495	95.1

Table 7.14: Households by Number of Communication Devices and Transportation, Fall 2024

Type of Communication Device and Transportation	Households	
	#	%
Total	38,377	100
Number of landlines		
0	32,805	85.5
1	5,525	14.4
2	47	0.1
Number of cellphones		
0	677	1.8
1	12,669	33.0
2	14,660	38.2
3	5,547	14.5
4	3,242	8.4
5+	1,583	4.1
Number of computers/laptops		
0	12,169	31.7
1	12,872	33.5
2	8,173	21.3
3	2,951	7.7
4	1,563	4.1
5+	648	1.7
Number of tablets/e-readers		
0	20,231	52.7
1	10,488	27.3
2	4,794	12.5
3	1,856	4.8
4	644	1.7
5+	341	0.9
DK/NS	24	0.1
Number of motor vehicles		
0	7,684	20.0
1	16,137	42.0
2	10,053	26.2
3	3,121	8.1
4	977	2.5
5+	406	1.1

Table 7.15: Households who had amenities disconnected due to non-payment, Fall 2024

Amenities	Households	
	#	%
Total	38,377	100.0
Electricity	1,673	4.4
Landline Telephones	592	1.5
Internet Services	1,704	4.4
Water	837	2.2
Electronic Security	269	0.7

Table 7.16: Household Engagement in Environmentally Friendly Activities, Fall 2024

Selected Characteristics	Households	
	#	%
Total	38,377	100.0
Reuse/recycle materials		
Always	7,914	20.6
Most of the time	5,624	14.7
Sometimes	10,255	26.7
Never	14,339	37.4
DK/NS	245	0.6
Seperate/Sort Waste		
Always	18,885	49.2
Most of the time	9,845	25.7
Sometimes	6,647	17.3
Never	2,756	7.2
DK/NS	244	0.6
Conserve energy		
Always	19,499	50.8
Most of the time	9,365	24.4
Sometimes	6,351	16.5
Never	2,828	7.4
DK/NS	334	0.9
Reduce Waste		
Always	6,563	17.1
Most of the time	5,009	13.1
Sometimes	9,238	24.1
Never	17,324	45.1
DK/NS	243	0.6
Conserve Water		
Always	9,850	25.7
Most of the time	7,679	20.0
Sometimes	10,396	27.1
Never	10,117	26.4
DK/NS	334	0.9

Table 7.17: Households by Number of Household Employees, Fall 2024

Type of Household Employee	Households	
	#	%
Total	38,377	100.0
Domestic Helper		
0	35,588	92.7
1	2,739	7.1
2	50	0.1
Gardener		
0	37,476	97.7
1	878	2.3
3	23	0.1
Nanny (Children)		
0	37,243	97.0
1	1,134	3.0
Care Giver (Elderly/Sick)		
0	37,442	97.6
1	673	1.8
2+	263	0.7
Other		
0	38,352	99.9
1	25	0.1

QUESTIONNAIRE



CAYMAN ISLANDS Labour Force Survey Conducted in October 2024



For optimum accuracy, please print carefully and avoid contact with the edges of the box. The following will serve as an example:

1 2 3 4 5 6 7 8 9 0

IMPORTANT!!! Shade the circle where applicable.

Like This--> ●

Not Like This--> ⊗

USE ONLY 2B PENCIL

CONFIDENTIAL

SAMPLE #

□ □ □ □

District

□ □

EA Number

□ □ □ □

Block

□ □ □ □ □

Parcel

□ □ □ □ □ □ □

Address of
Household:

Telephone number

□ □ □ - □ □ □ □

Email Address

Number of persons in household

Male

Female

Total

□ □

□ □

□ □

Book #

□ of □

Number of extra
households found

□ □

I hereby certify that the information contained on this form has been completed to the best of my ability.

Enumerator's
Signature:

Enumerator #

□ □ □

Field Supervisor's
Signature:

Field Supervisor #

□ □ □

Editor's Signature

Editor #

□ □ □

Coder's Signature

Coder #

□ □ □

RESULT

- | | | | |
|---|---|---|--|
| <input type="radio"/> 1 Fully completed | <input type="radio"/> 4 Unable to find address | <input type="radio"/> 7 Demolished | <input type="radio"/> 10 Verified No contact |
| <input type="radio"/> 2 Partially completed | <input type="radio"/> 5 Vacant - not occupied | <input type="radio"/> 8 Temporary second home | <input type="radio"/> 11 No Contact |
| <input type="radio"/> 3 Refusal | <input type="radio"/> 6 Under construction/Derelict | <input type="radio"/> 9 Temporary short-term rental | <input type="radio"/> 12 Out of Scope |

* 1 0 0 0 0 0 0 *



Draft



RECORD OF VISITS

Date of Visit	Start Time 24 hr	End Time 24 hr	Comments
D D / M M / Y Y □ □ / □ □ / □ □	_____	_____	
D D / M M / Y Y □ □ / □ □ / □ □	_____	_____	
D D / M M / Y Y □ □ / □ □ / □ □	_____	_____	
D D / M M / Y Y □ □ / □ □ / □ □	_____	_____	
D D / M M / Y Y □ □ / □ □ / □ □	_____	_____	
D D / M M / Y Y □ □ / □ □ / □ □	_____	_____	

1.0 Please give the names of all members of this household.

INCLUDE:

- All persons staying or intending to stay in the Cayman Islands for at least six (6) months
- Newborn babies. If baby has not been named write BABY of Person.....
- Elderly persons
- Resident students abroad

Probe for anyone who might be away but who usually lives in this household

DO NOT INCLUDE - Visitors who reside elsewhere in the Cayman Islands or abroad.

The head of the household should be the first person listed

LISTING OF HOUSEHOLD MEMBERS

	First Name	Surname (optional)		First Name	Surname (optional)
1			10		
2			11		
3			12		
4			13		
5			14		
6			15		
7			16		
8			17		
9			18		



Section 1 - Demographic Characteristics

To be completed for ALL persons

PERSON #	1.1 Has ... been in the Cayman Islands for at least six (6) months or intends to stay for at least six (6) months?	1.2 What is ...'s relationship to head of the household?	1.3 Is ... the child of any other member(s) of the household?
		1 Yes 2 No 99...DK/NS If 2 or 99, END INTERVIEW	1....Head 2....Spouse (Husband/Wife) 3....Partner (unmarried) 4....Civil Partner (same sex) 5....Child 6....Son/daughter-in-law 7....Grandchild 8....Parent/parent-in-law 9....Grandparent 10....Brother/sister 11....Other relative 12....Live-in domestic 13....Non-relative 99...DK/NS
1	<input type="radio"/> 1 <input type="radio"/> 2 <input type="radio"/> 99	<input type="radio"/> 1 <input type="radio"/> 5 <input type="radio"/> 9 <input type="radio"/> 13 <input type="radio"/> 2 <input type="radio"/> 6 <input type="radio"/> 10 <input type="radio"/> 99 <input type="radio"/> 3 <input type="radio"/> 7 <input type="radio"/> 11 <input type="radio"/> 4 <input type="radio"/> 8 <input type="radio"/> 12	Person No Person No <input type="radio"/> 1 → <input type="text"/> <input type="text"/> & <input type="text"/> <input type="text"/> <input type="radio"/> 2 <input type="radio"/> 99
2	<input type="radio"/> 1 <input type="radio"/> 2 <input type="radio"/> 99	<input type="radio"/> 1 <input type="radio"/> 5 <input type="radio"/> 9 <input type="radio"/> 13 <input type="radio"/> 2 <input type="radio"/> 6 <input type="radio"/> 10 <input type="radio"/> 99 <input type="radio"/> 3 <input type="radio"/> 7 <input type="radio"/> 11 <input type="radio"/> 4 <input type="radio"/> 8 <input type="radio"/> 12	<input type="radio"/> 1 → <input type="text"/> <input type="text"/> & <input type="text"/> <input type="text"/> <input type="radio"/> 2 <input type="radio"/> 99
3	<input type="radio"/> 1 <input type="radio"/> 2 <input type="radio"/> 99	<input type="radio"/> 1 <input type="radio"/> 5 <input type="radio"/> 9 <input type="radio"/> 13 <input type="radio"/> 2 <input type="radio"/> 6 <input type="radio"/> 10 <input type="radio"/> 99 <input type="radio"/> 3 <input type="radio"/> 7 <input type="radio"/> 11 <input type="radio"/> 4 <input type="radio"/> 8 <input type="radio"/> 12	<input type="radio"/> 1 → <input type="text"/> <input type="text"/> & <input type="text"/> <input type="text"/> <input type="radio"/> 2 <input type="radio"/> 99
4	<input type="radio"/> 1 <input type="radio"/> 2 <input type="radio"/> 99	<input type="radio"/> 1 <input type="radio"/> 5 <input type="radio"/> 9 <input type="radio"/> 13 <input type="radio"/> 2 <input type="radio"/> 6 <input type="radio"/> 10 <input type="radio"/> 99 <input type="radio"/> 3 <input type="radio"/> 7 <input type="radio"/> 11 <input type="radio"/> 4 <input type="radio"/> 8 <input type="radio"/> 12	<input type="radio"/> 1 → <input type="text"/> <input type="text"/> & <input type="text"/> <input type="text"/> <input type="radio"/> 2 <input type="radio"/> 99
5	<input type="radio"/> 1 <input type="radio"/> 2 <input type="radio"/> 99	<input type="radio"/> 1 <input type="radio"/> 5 <input type="radio"/> 9 <input type="radio"/> 13 <input type="radio"/> 2 <input type="radio"/> 6 <input type="radio"/> 10 <input type="radio"/> 99 <input type="radio"/> 3 <input type="radio"/> 7 <input type="radio"/> 11 <input type="radio"/> 4 <input type="radio"/> 8 <input type="radio"/> 12	<input type="radio"/> 1 → <input type="text"/> <input type="text"/> & <input type="text"/> <input type="text"/> <input type="radio"/> 2 <input type="radio"/> 99
6	<input type="radio"/> 1 <input type="radio"/> 2 <input type="radio"/> 99	<input type="radio"/> 1 <input type="radio"/> 5 <input type="radio"/> 9 <input type="radio"/> 13 <input type="radio"/> 2 <input type="radio"/> 6 <input type="radio"/> 10 <input type="radio"/> 99 <input type="radio"/> 3 <input type="radio"/> 7 <input type="radio"/> 11 <input type="radio"/> 4 <input type="radio"/> 8 <input type="radio"/> 12	<input type="radio"/> 1 → <input type="text"/> <input type="text"/> & <input type="text"/> <input type="text"/> <input type="radio"/> 2 <input type="radio"/> 99



Section 1 - Demographic Characteristics (cont'd)

To be completed for ALL persons

PERSON #	1.4 What is ...'s sex?	1.5 What is ...'s date of birth? Please give the month and year.	1.6 What was ...'s age as at the week ending September 28th, 2024?
	1.....Male 2.....Female	<u>Use 99/9999 for DK/NS.</u>	<u>Use 999 for DK/NS.</u> <u>If less than one year write 00.</u>
1	<input type="radio"/> 1 <input type="radio"/> 2	<div> <div> <div></div> <div></div> </div> <div>/</div> <div> <div></div> <div></div> <div></div> <div></div> </div> <div> M M Y Y Y Y </div> </div>	<div> <div></div> <div></div> <div></div> </div>
2	<input type="radio"/> 1 <input type="radio"/> 2	<div> <div> <div></div> <div></div> </div> <div>/</div> <div> <div></div> <div></div> <div></div> <div></div> </div> <div> M M Y Y Y Y </div> </div>	<div> <div></div> <div></div> <div></div> </div>
3	<input type="radio"/> 1 <input type="radio"/> 2	<div> <div> <div></div> <div></div> </div> <div>/</div> <div> <div></div> <div></div> <div></div> <div></div> </div> <div> M M Y Y Y Y </div> </div>	<div> <div></div> <div></div> <div></div> </div>
4	<input type="radio"/> 1 <input type="radio"/> 2	<div> <div> <div></div> <div></div> </div> <div>/</div> <div> <div></div> <div></div> <div></div> <div></div> </div> <div> M M Y Y Y Y </div> </div>	<div> <div></div> <div></div> <div></div> </div>
5	<input type="radio"/> 1 <input type="radio"/> 2	<div> <div> <div></div> <div></div> </div> <div>/</div> <div> <div></div> <div></div> <div></div> <div></div> </div> <div> M M Y Y Y Y </div> </div>	<div> <div></div> <div></div> <div></div> </div>
6	<input type="radio"/> 1 <input type="radio"/> 2	<div> <div> <div></div> <div></div> </div> <div>/</div> <div> <div></div> <div></div> <div></div> <div></div> </div> <div> M M Y Y Y Y </div> </div>	<div> <div></div> <div></div> <div></div> </div>



Section 1 - Demographic Characteristics (cont'd)

To be completed for ALL persons

PERSON #	1.7 Which one of the following best describes ...'s status in the Cayman Islands?				1.8 In what country was ... born?					
	1.....Caymanian 2.....Non-Caymanian married to Caymanian with PR 3.....Non-Caymanian married to Caymanian with work permit 4.....Non-Caymanian married to Caymanian WITHOUT rights to work 5.....Permanent resident with government contract work 6.....Permanent resident with rights to work 7.....Permanent resident WITHOUT rights to work 8.....Non-Caymanian with government contract work 9.....Non-Caymanian with work permit 10.....Non-Caymanian with NO work permit (e.g. spouses and children of permit holders) 11.....Non-Caymanian with Student Visa 12.....Non-Caymanian - Other 99.....DK/NS				1.....Cayman Islands 11.....Guyana 2.....Jamaica 12.....Costa Rica 3.....USA 13.....Republic of Ireland 4.....UK 14.....Columbia 5.....Honduras 15.....Philippines 6.....Canada 16.....India 7.....Nicaragua 17.....Australia 8.....Barbados 18.....South Africa 9.....Cuba 19.....Other Caribbean 10.....Trinidad & Tobago 20.....Rest of the World 99...DK/NS					
1	<input type="radio"/> 1	<input type="radio"/> 5	<input type="radio"/> 9	<input type="radio"/> 99	<input type="radio"/> 1	<input type="radio"/> 5	<input type="radio"/> 9	<input type="radio"/> 13	<input type="radio"/> 17	<input type="radio"/> 99
	<input type="radio"/> 2	<input type="radio"/> 6	<input type="radio"/> 10		<input type="radio"/> 2	<input type="radio"/> 6	<input type="radio"/> 10	<input type="radio"/> 14	<input type="radio"/> 18	
	<input type="radio"/> 3	<input type="radio"/> 7	<input type="radio"/> 11		<input type="radio"/> 3	<input type="radio"/> 7	<input type="radio"/> 11	<input type="radio"/> 15	<input type="radio"/> 19	
	<input type="radio"/> 4	<input type="radio"/> 8	<input type="radio"/> 12		<input type="radio"/> 4	<input type="radio"/> 8	<input type="radio"/> 12	<input type="radio"/> 16	<input type="radio"/> 20	
2	<input type="radio"/> 1	<input type="radio"/> 5	<input type="radio"/> 9	<input type="radio"/> 99	<input type="radio"/> 1	<input type="radio"/> 5	<input type="radio"/> 9	<input type="radio"/> 13	<input type="radio"/> 17	<input type="radio"/> 99
	<input type="radio"/> 2	<input type="radio"/> 6	<input type="radio"/> 10		<input type="radio"/> 2	<input type="radio"/> 6	<input type="radio"/> 10	<input type="radio"/> 14	<input type="radio"/> 18	
	<input type="radio"/> 3	<input type="radio"/> 7	<input type="radio"/> 11		<input type="radio"/> 3	<input type="radio"/> 7	<input type="radio"/> 11	<input type="radio"/> 15	<input type="radio"/> 19	
	<input type="radio"/> 4	<input type="radio"/> 8	<input type="radio"/> 12		<input type="radio"/> 4	<input type="radio"/> 8	<input type="radio"/> 12	<input type="radio"/> 16	<input type="radio"/> 20	
3	<input type="radio"/> 1	<input type="radio"/> 5	<input type="radio"/> 9	<input type="radio"/> 99	<input type="radio"/> 1	<input type="radio"/> 5	<input type="radio"/> 9	<input type="radio"/> 13	<input type="radio"/> 17	<input type="radio"/> 99
	<input type="radio"/> 2	<input type="radio"/> 6	<input type="radio"/> 10		<input type="radio"/> 2	<input type="radio"/> 6	<input type="radio"/> 10	<input type="radio"/> 14	<input type="radio"/> 18	
	<input type="radio"/> 3	<input type="radio"/> 7	<input type="radio"/> 11		<input type="radio"/> 3	<input type="radio"/> 7	<input type="radio"/> 11	<input type="radio"/> 15	<input type="radio"/> 19	
	<input type="radio"/> 4	<input type="radio"/> 8	<input type="radio"/> 12		<input type="radio"/> 4	<input type="radio"/> 8	<input type="radio"/> 12	<input type="radio"/> 16	<input type="radio"/> 20	
4	<input type="radio"/> 1	<input type="radio"/> 5	<input type="radio"/> 9	<input type="radio"/> 99	<input type="radio"/> 1	<input type="radio"/> 5	<input type="radio"/> 9	<input type="radio"/> 13	<input type="radio"/> 17	<input type="radio"/> 99
	<input type="radio"/> 2	<input type="radio"/> 6	<input type="radio"/> 10		<input type="radio"/> 2	<input type="radio"/> 6	<input type="radio"/> 10	<input type="radio"/> 14	<input type="radio"/> 18	
	<input type="radio"/> 3	<input type="radio"/> 7	<input type="radio"/> 11		<input type="radio"/> 3	<input type="radio"/> 7	<input type="radio"/> 11	<input type="radio"/> 15	<input type="radio"/> 19	
	<input type="radio"/> 4	<input type="radio"/> 8	<input type="radio"/> 12		<input type="radio"/> 4	<input type="radio"/> 8	<input type="radio"/> 12	<input type="radio"/> 16	<input type="radio"/> 20	
5	<input type="radio"/> 1	<input type="radio"/> 5	<input type="radio"/> 9	<input type="radio"/> 99	<input type="radio"/> 1	<input type="radio"/> 5	<input type="radio"/> 9	<input type="radio"/> 13	<input type="radio"/> 17	<input type="radio"/> 99
	<input type="radio"/> 2	<input type="radio"/> 6	<input type="radio"/> 10		<input type="radio"/> 2	<input type="radio"/> 6	<input type="radio"/> 10	<input type="radio"/> 14	<input type="radio"/> 18	
	<input type="radio"/> 3	<input type="radio"/> 7	<input type="radio"/> 11		<input type="radio"/> 3	<input type="radio"/> 7	<input type="radio"/> 11	<input type="radio"/> 15	<input type="radio"/> 19	
	<input type="radio"/> 4	<input type="radio"/> 8	<input type="radio"/> 12		<input type="radio"/> 4	<input type="radio"/> 8	<input type="radio"/> 12	<input type="radio"/> 16	<input type="radio"/> 20	
6	<input type="radio"/> 1	<input type="radio"/> 5	<input type="radio"/> 9	<input type="radio"/> 99	<input type="radio"/> 1	<input type="radio"/> 5	<input type="radio"/> 9	<input type="radio"/> 13	<input type="radio"/> 17	<input type="radio"/> 99
	<input type="radio"/> 2	<input type="radio"/> 6	<input type="radio"/> 10		<input type="radio"/> 2	<input type="radio"/> 6	<input type="radio"/> 10	<input type="radio"/> 14	<input type="radio"/> 18	
	<input type="radio"/> 3	<input type="radio"/> 7	<input type="radio"/> 11		<input type="radio"/> 3	<input type="radio"/> 7	<input type="radio"/> 11	<input type="radio"/> 15	<input type="radio"/> 19	
	<input type="radio"/> 4	<input type="radio"/> 8	<input type="radio"/> 12		<input type="radio"/> 4	<input type="radio"/> 8	<input type="radio"/> 12	<input type="radio"/> 16	<input type="radio"/> 20	

If 1, GO TO 1.10



Section 1 - Demographic Characteristics (cont'd)

To be completed for ALL persons

PERSON #	1.9 In what year did ... last come TO <u>LIVE</u> in the Cayman Islands?	1.10 Does ... plan to migrate from the Cayman Islands in the next 6 months?	1.11 What is the MAIN REASON ... plans to migrate?
		<p>If DK/NS, WRITE 9999.</p>	<p>If 2 or 99, GO TO 2.1</p>
1	<div> <div></div> <div></div> <div></div> <div></div> </div> <div>Y Y Y Y</div>	<div> <input type="radio"/> 1 <input type="radio"/> 2 <input type="radio"/> 99 </div>	<div> <input type="radio"/> 1 <input type="radio"/> 5 <input type="radio"/> 9 <input type="radio"/> 99 <input type="radio"/> 2 <input type="radio"/> 6 <input type="radio"/> 10 <input type="radio"/> 3 <input type="radio"/> 7 <input type="radio"/> 11 <input type="radio"/> 4 <input type="radio"/> 8 <input type="radio"/> 12 </div>
2	<div> <div></div> <div></div> <div></div> <div></div> </div> <div>Y Y Y Y</div>	<div> <input type="radio"/> 1 <input type="radio"/> 2 <input type="radio"/> 99 </div>	<div> <input type="radio"/> 1 <input type="radio"/> 5 <input type="radio"/> 9 <input type="radio"/> 99 <input type="radio"/> 2 <input type="radio"/> 6 <input type="radio"/> 10 <input type="radio"/> 3 <input type="radio"/> 7 <input type="radio"/> 11 <input type="radio"/> 4 <input type="radio"/> 8 <input type="radio"/> 12 </div>
3	<div> <div></div> <div></div> <div></div> <div></div> </div> <div>Y Y Y Y</div>	<div> <input type="radio"/> 1 <input type="radio"/> 2 <input type="radio"/> 99 </div>	<div> <input type="radio"/> 1 <input type="radio"/> 5 <input type="radio"/> 9 <input type="radio"/> 99 <input type="radio"/> 2 <input type="radio"/> 6 <input type="radio"/> 10 <input type="radio"/> 3 <input type="radio"/> 7 <input type="radio"/> 11 <input type="radio"/> 4 <input type="radio"/> 8 <input type="radio"/> 12 </div>
4	<div> <div></div> <div></div> <div></div> <div></div> </div> <div>Y Y Y Y</div>	<div> <input type="radio"/> 1 <input type="radio"/> 2 <input type="radio"/> 99 </div>	<div> <input type="radio"/> 1 <input type="radio"/> 5 <input type="radio"/> 9 <input type="radio"/> 99 <input type="radio"/> 2 <input type="radio"/> 6 <input type="radio"/> 10 <input type="radio"/> 3 <input type="radio"/> 7 <input type="radio"/> 11 <input type="radio"/> 4 <input type="radio"/> 8 <input type="radio"/> 12 </div>
5	<div> <div></div> <div></div> <div></div> <div></div> </div> <div>Y Y Y Y</div>	<div> <input type="radio"/> 1 <input type="radio"/> 2 <input type="radio"/> 99 </div>	<div> <input type="radio"/> 1 <input type="radio"/> 5 <input type="radio"/> 9 <input type="radio"/> 99 <input type="radio"/> 2 <input type="radio"/> 6 <input type="radio"/> 10 <input type="radio"/> 3 <input type="radio"/> 7 <input type="radio"/> 11 <input type="radio"/> 4 <input type="radio"/> 8 <input type="radio"/> 12 </div>
6	<div> <div></div> <div></div> <div></div> <div></div> </div> <div>Y Y Y Y</div>	<div> <input type="radio"/> 1 <input type="radio"/> 2 <input type="radio"/> 99 </div>	<div> <input type="radio"/> 1 <input type="radio"/> 5 <input type="radio"/> 9 <input type="radio"/> 99 <input type="radio"/> 2 <input type="radio"/> 6 <input type="radio"/> 10 <input type="radio"/> 3 <input type="radio"/> 7 <input type="radio"/> 11 <input type="radio"/> 4 <input type="radio"/> 8 <input type="radio"/> 12 </div>



Section 2- Education and Training

To be completed for those age 15 or older


P E R S O N #	2.1 What is the <u>HIGHEST GRADE</u> that ... <u>COMPLETED</u> ?						2.2 What is the <u>HIGHEST EXAMINATION</u> that ... <u>ever passed</u> ?					
		1.....None 2.....Day Care/Nursery/Pre-School 3.....Special Education 4.....Primary Yr 1 5.....Primary Yr 2 6.....Primary Yr 3 7.....Primary Yr 4 8.....Primary Yr 5 9.....Primary Yr 6 10.....Middle/High School Yr 7 11.....Middle/High School Yr 8 12.....Middle/High School yr 9 13.....High School Yr 10 14.....High School Yr 11 15.....High School Yr 12 / A-LVL 1 16.....High School Yr 13 / A-LVL 2 17.....Technical/Vocational 18.....Associate or equivalent 19.....Bachelor's or equivalent 20.....Master's or equivalent 21.....Doctoral or equivalent 22.....Other, please specify 99.....DK/NS						1.....None 2.....COEA, Entry Level 3.....CSEC/CSE, CXC Basic 4.....CSEC/GCE/GCSE/IGCSE 'O Level/Gen/Tech Prof (1 or 2 subjects) 5.....CSEC/GCE/GCSE/IGCSE 'O Level/Gen/Tech Prof (3 or 4 subjects) 6.....CSEC/GCE/GCSE/IGCSE 'O Level/Gen/Tech Prof (5 or more subjects) 7.....High School Diploma or Equivalent Certificate (American/Canadian) 8.....GCE 'A' Level/CAPE/HSC/HND (1 or 2 subjects) 9.....GCE 'A' Level/CAPE/HSC/HND (3 or more subjects) 10.....IB Diploma 11.....Other Secondary/High School Qualification 12.....Vocational/Trade Certificate or Diploma 13.....Associate Degree 14.....Bachelor Degree 15.....Professional Qualification (eg. Computer, Accounting) 16.....Postgraduate Certificate or Diploma 17.....Postgraduate Degree (eg. Masters, Degree in Medicine, Dentistry, Veterinary, Law) 18.....Earned Doctorate (Ph.D.) 19.....Other, please specify 99.....DK/NS				
1	<input type="radio"/> 1	<input type="radio"/> 5	<input type="radio"/> 9	<input type="radio"/> 13	<input type="radio"/> 17	<input type="radio"/> 21	<input type="radio"/> 1	<input type="radio"/> 5	<input type="radio"/> 9	<input type="radio"/> 13	<input type="radio"/> 17	<input type="radio"/> 99
	<input type="radio"/> 2	<input type="radio"/> 6	<input type="radio"/> 10	<input type="radio"/> 14	<input type="radio"/> 18	<input type="radio"/> 22	<input type="radio"/> 2	<input type="radio"/> 6	<input type="radio"/> 10	<input type="radio"/> 14	<input type="radio"/> 18	
	<input type="radio"/> 3	<input type="radio"/> 7	<input type="radio"/> 11	<input type="radio"/> 15	<input type="radio"/> 19	<input type="radio"/> 99	<input type="radio"/> 3	<input type="radio"/> 7	<input type="radio"/> 11	<input type="radio"/> 15	<input type="radio"/> 19	
	<input type="radio"/> 4	<input type="radio"/> 8	<input type="radio"/> 12	<input type="radio"/> 16	<input type="radio"/> 20		<input type="radio"/> 4	<input type="radio"/> 8	<input type="radio"/> 12	<input type="radio"/> 16		
2	<input type="radio"/> 1	<input type="radio"/> 5	<input type="radio"/> 9	<input type="radio"/> 13	<input type="radio"/> 17	<input type="radio"/> 21	<input type="radio"/> 1	<input type="radio"/> 5	<input type="radio"/> 9	<input type="radio"/> 13	<input type="radio"/> 17	<input type="radio"/> 99
	<input type="radio"/> 2	<input type="radio"/> 6	<input type="radio"/> 10	<input type="radio"/> 14	<input type="radio"/> 18	<input type="radio"/> 22	<input type="radio"/> 2	<input type="radio"/> 6	<input type="radio"/> 10	<input type="radio"/> 14	<input type="radio"/> 18	
	<input type="radio"/> 3	<input type="radio"/> 7	<input type="radio"/> 11	<input type="radio"/> 15	<input type="radio"/> 19	<input type="radio"/> 99	<input type="radio"/> 3	<input type="radio"/> 7	<input type="radio"/> 11	<input type="radio"/> 15	<input type="radio"/> 19	
	<input type="radio"/> 4	<input type="radio"/> 8	<input type="radio"/> 12	<input type="radio"/> 16	<input type="radio"/> 20		<input type="radio"/> 4	<input type="radio"/> 8	<input type="radio"/> 12	<input type="radio"/> 16		
3	<input type="radio"/> 1	<input type="radio"/> 5	<input type="radio"/> 9	<input type="radio"/> 13	<input type="radio"/> 17	<input type="radio"/> 21	<input type="radio"/> 1	<input type="radio"/> 5	<input type="radio"/> 9	<input type="radio"/> 13	<input type="radio"/> 17	<input type="radio"/> 99
	<input type="radio"/> 2	<input type="radio"/> 6	<input type="radio"/> 10	<input type="radio"/> 14	<input type="radio"/> 18	<input type="radio"/> 22	<input type="radio"/> 2	<input type="radio"/> 6	<input type="radio"/> 10	<input type="radio"/> 14	<input type="radio"/> 18	
	<input type="radio"/> 3	<input type="radio"/> 7	<input type="radio"/> 11	<input type="radio"/> 15	<input type="radio"/> 19	<input type="radio"/> 99	<input type="radio"/> 3	<input type="radio"/> 7	<input type="radio"/> 11	<input type="radio"/> 15	<input type="radio"/> 19	
	<input type="radio"/> 4	<input type="radio"/> 8	<input type="radio"/> 12	<input type="radio"/> 16	<input type="radio"/> 20		<input type="radio"/> 4	<input type="radio"/> 8	<input type="radio"/> 12	<input type="radio"/> 16		
4	<input type="radio"/> 1	<input type="radio"/> 5	<input type="radio"/> 9	<input type="radio"/> 13	<input type="radio"/> 17	<input type="radio"/> 21	<input type="radio"/> 1	<input type="radio"/> 5	<input type="radio"/> 9	<input type="radio"/> 13	<input type="radio"/> 17	<input type="radio"/> 99
	<input type="radio"/> 2	<input type="radio"/> 6	<input type="radio"/> 10	<input type="radio"/> 14	<input type="radio"/> 18	<input type="radio"/> 22	<input type="radio"/> 2	<input type="radio"/> 6	<input type="radio"/> 10	<input type="radio"/> 14	<input type="radio"/> 18	
	<input type="radio"/> 3	<input type="radio"/> 7	<input type="radio"/> 11	<input type="radio"/> 15	<input type="radio"/> 19	<input type="radio"/> 99	<input type="radio"/> 3	<input type="radio"/> 7	<input type="radio"/> 11	<input type="radio"/> 15	<input type="radio"/> 19	
	<input type="radio"/> 4	<input type="radio"/> 8	<input type="radio"/> 12	<input type="radio"/> 16	<input type="radio"/> 20		<input type="radio"/> 4	<input type="radio"/> 8	<input type="radio"/> 12	<input type="radio"/> 16		
5	<input type="radio"/> 1	<input type="radio"/> 5	<input type="radio"/> 9	<input type="radio"/> 13	<input type="radio"/> 17	<input type="radio"/> 21	<input type="radio"/> 1	<input type="radio"/> 5	<input type="radio"/> 9	<input type="radio"/> 13	<input type="radio"/> 17	<input type="radio"/> 99
	<input type="radio"/> 2	<input type="radio"/> 6	<input type="radio"/> 10	<input type="radio"/> 14	<input type="radio"/> 18	<input type="radio"/> 22	<input type="radio"/> 2	<input type="radio"/> 6	<input type="radio"/> 10	<input type="radio"/> 14	<input type="radio"/> 18	
	<input type="radio"/> 3	<input type="radio"/> 7	<input type="radio"/> 11	<input type="radio"/> 15	<input type="radio"/> 19	<input type="radio"/> 99	<input type="radio"/> 3	<input type="radio"/> 7	<input type="radio"/> 11	<input type="radio"/> 15	<input type="radio"/> 19	
	<input type="radio"/> 4	<input type="radio"/> 8	<input type="radio"/> 12	<input type="radio"/> 16	<input type="radio"/> 20		<input type="radio"/> 4	<input type="radio"/> 8	<input type="radio"/> 12	<input type="radio"/> 16		
6	<input type="radio"/> 1	<input type="radio"/> 5	<input type="radio"/> 9	<input type="radio"/> 13	<input type="radio"/> 17	<input type="radio"/> 21	<input type="radio"/> 1	<input type="radio"/> 5	<input type="radio"/> 9	<input type="radio"/> 13	<input type="radio"/> 17	<input type="radio"/> 99
	<input type="radio"/> 2	<input type="radio"/> 6	<input type="radio"/> 10	<input type="radio"/> 14	<input type="radio"/> 18	<input type="radio"/> 22	<input type="radio"/> 2	<input type="radio"/> 6	<input type="radio"/> 10	<input type="radio"/> 14	<input type="radio"/> 18	
	<input type="radio"/> 3	<input type="radio"/> 7	<input type="radio"/> 11	<input type="radio"/> 15	<input type="radio"/> 19	<input type="radio"/> 99	<input type="radio"/> 3	<input type="radio"/> 7	<input type="radio"/> 11	<input type="radio"/> 15	<input type="radio"/> 19	
	<input type="radio"/> 4	<input type="radio"/> 8	<input type="radio"/> 12	<input type="radio"/> 16	<input type="radio"/> 20		<input type="radio"/> 4	<input type="radio"/> 8	<input type="radio"/> 12	<input type="radio"/> 16		



Section 2- Education and Training (cont'd)

To be completed for those age 15 or older

PERSON #	2.3 In the past 12 months, i.e. September 29th, 2023 to September 28th, 2024, has ... taken part in any educational training connected with their current or future job?	2.4 Did receive training for any occupation?	2.5 For which occupation was <u>LAST</u> trained?
		1.....Yes 2.....No 99...DK/NS	1.....Yes 2.....No 99...DK/NS <div style="border: 1px solid black; padding: 2px; display: inline-block;">If 2 or 99, and Q2.3 is 1 GO TO 2.8</div> <div style="border: 1px solid black; padding: 2px; display: inline-block;">If 2 or 99, and Q2.3 is 2 or 99 GO TO 3.1</div>
1	<input type="radio"/> 1 <input type="radio"/> 2 <input type="radio"/> 99	<input type="radio"/> 1 <input type="radio"/> 2 <input type="radio"/> 99	<div style="border-bottom: 1px solid black; height: 15px; width: 100%;"></div> <div style="border-bottom: 1px solid black; height: 15px; width: 100%;"></div> <div style="border: 1px solid black; width: 100px; height: 20px; margin: 5px auto;"></div>
2	<input type="radio"/> 1 <input type="radio"/> 2 <input type="radio"/> 99	<input type="radio"/> 1 <input type="radio"/> 2 <input type="radio"/> 99	<div style="border-bottom: 1px solid black; height: 15px; width: 100%;"></div> <div style="border-bottom: 1px solid black; height: 15px; width: 100%;"></div> <div style="border: 1px solid black; width: 100px; height: 20px; margin: 5px auto;"></div>
3	<input type="radio"/> 1 <input type="radio"/> 2 <input type="radio"/> 99	<input type="radio"/> 1 <input type="radio"/> 2 <input type="radio"/> 99	<div style="border-bottom: 1px solid black; height: 15px; width: 100%;"></div> <div style="border-bottom: 1px solid black; height: 15px; width: 100%;"></div> <div style="border: 1px solid black; width: 100px; height: 20px; margin: 5px auto;"></div>
4	<input type="radio"/> 1 <input type="radio"/> 2 <input type="radio"/> 99	<input type="radio"/> 1 <input type="radio"/> 2 <input type="radio"/> 99	<div style="border-bottom: 1px solid black; height: 15px; width: 100%;"></div> <div style="border-bottom: 1px solid black; height: 15px; width: 100%;"></div> <div style="border: 1px solid black; width: 100px; height: 20px; margin: 5px auto;"></div>
5	<input type="radio"/> 1 <input type="radio"/> 2 <input type="radio"/> 99	<input type="radio"/> 1 <input type="radio"/> 2 <input type="radio"/> 99	<div style="border-bottom: 1px solid black; height: 15px; width: 100%;"></div> <div style="border-bottom: 1px solid black; height: 15px; width: 100%;"></div> <div style="border: 1px solid black; width: 100px; height: 20px; margin: 5px auto;"></div>
6	<input type="radio"/> 1 <input type="radio"/> 2 <input type="radio"/> 99	<input type="radio"/> 1 <input type="radio"/> 2 <input type="radio"/> 99	<div style="border-bottom: 1px solid black; height: 15px; width: 100%;"></div> <div style="border-bottom: 1px solid black; height: 15px; width: 100%;"></div> <div style="border: 1px solid black; width: 100px; height: 20px; margin: 5px auto;"></div>



Section 2- Education and Training (cont'd)

To be completed for those age 15 or older

PERSON #	2.6 Where did receive this training?	2.7 When did <u>COMPLETE</u> this training?	2.8 Which of the following personal development training did ... complete within the last 12 months, i.e September 29th, 2023 to September 28th, 2024?
	1.....Local Institution 2.....Foreign Institution/Organization 3.....Correspondence (not online) 4.....Online (local and foreign) 5.....On the job 6.....Apprentice/Job Internship 7.....Other, please specify 99...DK/NS	1.....Ongoing 2.....This year (2024) 3.....2023 4.....2022 5.....2021 6.....2020 7.....Before 2020 8.....Did not complete 99...DK/NS	Multiple Responses Allowed 1.....Certified First Aid (CPR) 2.....PRIDE 3.....Small Business Development Training 4.....Customer Service Training 5.....Legal/Law Training 6.....Passport to Success 7.....Darkness to light 8.....Other 9.....None 99...DK/NS
1	<input type="radio"/> 1 <input type="radio"/> 4 <input type="radio"/> 7 <input type="radio"/> 2 <input type="radio"/> 5 _____ <input type="radio"/> 3 <input type="radio"/> 6 <input type="radio"/> 99	<input type="radio"/> 1 <input type="radio"/> 4 <input type="radio"/> 7 <input type="radio"/> 2 <input type="radio"/> 5 <input type="radio"/> 8 <input type="radio"/> 3 <input type="radio"/> 6 <input type="radio"/> 99	<input type="radio"/> 1 <input type="radio"/> 4 <input type="radio"/> 7 <input type="radio"/> 99 <input type="radio"/> 2 <input type="radio"/> 5 <input type="radio"/> 8 <input type="radio"/> 3 <input type="radio"/> 6 <input type="radio"/> 9
2	<input type="radio"/> 1 <input type="radio"/> 4 <input type="radio"/> 7 <input type="radio"/> 2 <input type="radio"/> 5 _____ <input type="radio"/> 3 <input type="radio"/> 6 <input type="radio"/> 99	<input type="radio"/> 1 <input type="radio"/> 4 <input type="radio"/> 7 <input type="radio"/> 2 <input type="radio"/> 5 <input type="radio"/> 8 <input type="radio"/> 3 <input type="radio"/> 6 <input type="radio"/> 99	<input type="radio"/> 1 <input type="radio"/> 4 <input type="radio"/> 7 <input type="radio"/> 99 <input type="radio"/> 2 <input type="radio"/> 5 <input type="radio"/> 8 <input type="radio"/> 3 <input type="radio"/> 6 <input type="radio"/> 9
3	<input type="radio"/> 1 <input type="radio"/> 4 <input type="radio"/> 7 <input type="radio"/> 2 <input type="radio"/> 5 _____ <input type="radio"/> 3 <input type="radio"/> 6 <input type="radio"/> 99	<input type="radio"/> 1 <input type="radio"/> 4 <input type="radio"/> 7 <input type="radio"/> 2 <input type="radio"/> 5 <input type="radio"/> 8 <input type="radio"/> 3 <input type="radio"/> 6 <input type="radio"/> 99	<input type="radio"/> 1 <input type="radio"/> 4 <input type="radio"/> 7 <input type="radio"/> 99 <input type="radio"/> 2 <input type="radio"/> 5 <input type="radio"/> 8 <input type="radio"/> 3 <input type="radio"/> 6 <input type="radio"/> 9
4	<input type="radio"/> 1 <input type="radio"/> 4 <input type="radio"/> 7 <input type="radio"/> 2 <input type="radio"/> 5 _____ <input type="radio"/> 3 <input type="radio"/> 6 <input type="radio"/> 99	<input type="radio"/> 1 <input type="radio"/> 4 <input type="radio"/> 7 <input type="radio"/> 2 <input type="radio"/> 5 <input type="radio"/> 8 <input type="radio"/> 3 <input type="radio"/> 6 <input type="radio"/> 99	<input type="radio"/> 1 <input type="radio"/> 4 <input type="radio"/> 7 <input type="radio"/> 99 <input type="radio"/> 2 <input type="radio"/> 5 <input type="radio"/> 8 <input type="radio"/> 3 <input type="radio"/> 6 <input type="radio"/> 9
5	<input type="radio"/> 1 <input type="radio"/> 4 <input type="radio"/> 7 <input type="radio"/> 2 <input type="radio"/> 5 _____ <input type="radio"/> 3 <input type="radio"/> 6 <input type="radio"/> 99	<input type="radio"/> 1 <input type="radio"/> 4 <input type="radio"/> 7 <input type="radio"/> 2 <input type="radio"/> 5 <input type="radio"/> 8 <input type="radio"/> 3 <input type="radio"/> 6 <input type="radio"/> 99	<input type="radio"/> 1 <input type="radio"/> 4 <input type="radio"/> 7 <input type="radio"/> 99 <input type="radio"/> 2 <input type="radio"/> 5 <input type="radio"/> 8 <input type="radio"/> 3 <input type="radio"/> 6 <input type="radio"/> 9
6	<input type="radio"/> 1 <input type="radio"/> 4 <input type="radio"/> 7 <input type="radio"/> 2 <input type="radio"/> 5 _____ <input type="radio"/> 3 <input type="radio"/> 6 <input type="radio"/> 99	<input type="radio"/> 1 <input type="radio"/> 4 <input type="radio"/> 7 <input type="radio"/> 2 <input type="radio"/> 5 <input type="radio"/> 8 <input type="radio"/> 3 <input type="radio"/> 6 <input type="radio"/> 99	<input type="radio"/> 1 <input type="radio"/> 4 <input type="radio"/> 7 <input type="radio"/> 99 <input type="radio"/> 2 <input type="radio"/> 5 <input type="radio"/> 8 <input type="radio"/> 3 <input type="radio"/> 6 <input type="radio"/> 9



Section 3 - Economic Status

To be completed for those age 15 or older

PERSON #	3.1	3.2	3.3
	During the past 12 months, i.e. September 29th, 2023 to September 28th, 2024 how many weeks were ... a...Working, or with job although not at work (usually employed)? b...Without work, seeking and available for work (usually unemployed)? c...Not working, not seeking and not available for work (usually out of the labour force) If c is more than 26 weeks continue, ELSE GO TO 3.3.	What did do most when ... was/were not working? Read choices 1.....Home/family duties 2.....Student/in training 3.....Retired 4.....Elderly 5.....Temporary illness/injury/medical reason 6.....Infirmed/Disabled, unable to work 7.....Waiting for work permit 8.....Waiting for permanent residence approval 9.....Did not want to work 10.....Other, please specify 99..DK/NS	Did do any work in the Cayman Islands for pay, profit or family gain for at least one hour during the week ending September 28th, 2024? 1.....Yes 2.....No 99..DK/NS Exclude work around or in own If 1, GO TO 4.1
1	a b c <div><div></div><div></div></div> <div><div></div><div></div></div> <div><div></div><div></div></div>	<div><div><input type="radio"/> 1</div><div><input type="radio"/> 3</div><div><input type="radio"/> 5</div><div><input type="radio"/> 7</div><div><input type="radio"/> 9</div><div><input type="radio"/> 99</div><div><input type="radio"/> 2</div><div><input type="radio"/> 4</div><div><input type="radio"/> 6</div><div><input type="radio"/> 8</div><div><input type="radio"/> 10</div></div> <div></div>	<div><div><input type="radio"/> 1</div><div><input type="radio"/> 2</div><div><input type="radio"/> 99</div></div>
2	a b c <div><div></div><div></div></div> <div><div></div><div></div></div> <div><div></div><div></div></div>	<div><div><input type="radio"/> 1</div><div><input type="radio"/> 3</div><div><input type="radio"/> 5</div><div><input type="radio"/> 7</div><div><input type="radio"/> 9</div><div><input type="radio"/> 99</div><div><input type="radio"/> 2</div><div><input type="radio"/> 4</div><div><input type="radio"/> 6</div><div><input type="radio"/> 8</div><div><input type="radio"/> 10</div></div> <div></div>	<div><div><input type="radio"/> 1</div><div><input type="radio"/> 2</div><div><input type="radio"/> 99</div></div>
3	a b c <div><div></div><div></div></div> <div><div></div><div></div></div> <div><div></div><div></div></div>	<div><div><input type="radio"/> 1</div><div><input type="radio"/> 3</div><div><input type="radio"/> 5</div><div><input type="radio"/> 7</div><div><input type="radio"/> 9</div><div><input type="radio"/> 99</div><div><input type="radio"/> 2</div><div><input type="radio"/> 4</div><div><input type="radio"/> 6</div><div><input type="radio"/> 8</div><div><input type="radio"/> 10</div></div> <div></div>	<div><div><input type="radio"/> 1</div><div><input type="radio"/> 2</div><div><input type="radio"/> 99</div></div>
4	a b c <div><div></div><div></div></div> <div><div></div><div></div></div> <div><div></div><div></div></div>	<div><div><input type="radio"/> 1</div><div><input type="radio"/> 3</div><div><input type="radio"/> 5</div><div><input type="radio"/> 7</div><div><input type="radio"/> 9</div><div><input type="radio"/> 99</div><div><input type="radio"/> 2</div><div><input type="radio"/> 4</div><div><input type="radio"/> 6</div><div><input type="radio"/> 8</div><div><input type="radio"/> 10</div></div> <div></div>	<div><div><input type="radio"/> 1</div><div><input type="radio"/> 2</div><div><input type="radio"/> 99</div></div>
5	a b c <div><div></div><div></div></div> <div><div></div><div></div></div> <div><div></div><div></div></div>	<div><div><input type="radio"/> 1</div><div><input type="radio"/> 3</div><div><input type="radio"/> 5</div><div><input type="radio"/> 7</div><div><input type="radio"/> 9</div><div><input type="radio"/> 99</div><div><input type="radio"/> 2</div><div><input type="radio"/> 4</div><div><input type="radio"/> 6</div><div><input type="radio"/> 8</div><div><input type="radio"/> 10</div></div> <div></div>	<div><div><input type="radio"/> 1</div><div><input type="radio"/> 2</div><div><input type="radio"/> 99</div></div>
6	a b c <div><div></div><div></div></div> <div><div></div><div></div></div> <div><div></div><div></div></div>	<div><div><input type="radio"/> 1</div><div><input type="radio"/> 3</div><div><input type="radio"/> 5</div><div><input type="radio"/> 7</div><div><input type="radio"/> 9</div><div><input type="radio"/> 99</div><div><input type="radio"/> 2</div><div><input type="radio"/> 4</div><div><input type="radio"/> 6</div><div><input type="radio"/> 8</div><div><input type="radio"/> 10</div></div> <div></div>	<div><div><input type="radio"/> 1</div><div><input type="radio"/> 2</div><div><input type="radio"/> 99</div></div>



Section 3 - Economic Status (cont'd)

To be completed for those age 15 or older

PERSON #	3.4 Did have a job at which ... did not work during the week ending September 28th, 2024?	3.5 What was the MAIN reason why ... was absent from work during the week ending September 28th, 2024?	3.6 During the week ending September 28th, 2024 did have a job to start in four (4) weeks or less?
		1.....Yes 2.....No 99..DK/NS <div>If 2 or 99, GO TO 3.6</div>	1.....Student/in training 2.....Home/family duties 3.....Vacation/Holiday 4.....Temporary illness/injury/medical reason 5.....Maternity/Paternity Leave 6.....Seasonal inactivity 7.....Other, please specify 99...DK/NS <div>GO TO 4.1</div>
1	<input type="radio"/> 1 <input type="radio"/> 2 <input type="radio"/> 99	<input type="radio"/> 1 <input type="radio"/> 4 <input type="radio"/> 7 <input type="radio"/> 2 <input type="radio"/> 5 _____ <input type="radio"/> 3 <input type="radio"/> 6 <input type="radio"/> 99	<input type="radio"/> 1 <input type="radio"/> 2 <input type="radio"/> 99
2	<input type="radio"/> 1 <input type="radio"/> 2 <input type="radio"/> 99	<input type="radio"/> 1 <input type="radio"/> 4 <input type="radio"/> 7 <input type="radio"/> 2 <input type="radio"/> 5 _____ <input type="radio"/> 3 <input type="radio"/> 6 <input type="radio"/> 99	<input type="radio"/> 1 <input type="radio"/> 2 <input type="radio"/> 99
3	<input type="radio"/> 1 <input type="radio"/> 2 <input type="radio"/> 99	<input type="radio"/> 1 <input type="radio"/> 4 <input type="radio"/> 7 <input type="radio"/> 2 <input type="radio"/> 5 _____ <input type="radio"/> 3 <input type="radio"/> 6 <input type="radio"/> 99	<input type="radio"/> 1 <input type="radio"/> 2 <input type="radio"/> 99
4	<input type="radio"/> 1 <input type="radio"/> 2 <input type="radio"/> 99	<input type="radio"/> 1 <input type="radio"/> 4 <input type="radio"/> 7 <input type="radio"/> 2 <input type="radio"/> 5 _____ <input type="radio"/> 3 <input type="radio"/> 6 <input type="radio"/> 99	<input type="radio"/> 1 <input type="radio"/> 2 <input type="radio"/> 99
5	<input type="radio"/> 1 <input type="radio"/> 2 <input type="radio"/> 99	<input type="radio"/> 1 <input type="radio"/> 4 <input type="radio"/> 7 <input type="radio"/> 2 <input type="radio"/> 5 _____ <input type="radio"/> 3 <input type="radio"/> 6 <input type="radio"/> 99	<input type="radio"/> 1 <input type="radio"/> 2 <input type="radio"/> 99
6	<input type="radio"/> 1 <input type="radio"/> 2 <input type="radio"/> 99	<input type="radio"/> 1 <input type="radio"/> 4 <input type="radio"/> 7 <input type="radio"/> 2 <input type="radio"/> 5 _____ <input type="radio"/> 3 <input type="radio"/> 6 <input type="radio"/> 99	<input type="radio"/> 1 <input type="radio"/> 2 <input type="radio"/> 99



Section 4 - Employment

For persons employed during the week ending September 28th, 2024

PERSON #	4.1 Did ... have more than one job or business during the week ending September 28th, 2024?	4.2 How many hours does ... usually work per week in his/her jobs?	4.3 How many hours did ... work in his/her job(s) during the week ending September 28th, 2024?	4.4 What was the MAIN reason why ... WORKED LESS THAN 30 HOURS in his/her job(s) during the week ending September 28th, 2024?
		1.....Yes 2.....No 99..DK/NS		If q4.3 Total is 30 hours or more, <u>GO TO 4.6</u>
1	<input type="radio"/> 1 <input type="radio"/> 2 <input type="radio"/> 99	Main Job Other Job(s) Total <input type="text"/> <input type="text"/> <input type="text"/>	Main Job Other Job(s) Total <input type="text"/> <input type="text"/> <input type="text"/>	<input type="radio"/> 1 <input type="radio"/> 4 <input type="radio"/> 7 <input type="radio"/> 10 <input type="radio"/> 13 <input type="radio"/> 2 <input type="radio"/> 5 <input type="radio"/> 8 <input type="radio"/> 11 <input type="radio"/> 99 <input type="radio"/> 3 <input type="radio"/> 6 <input type="radio"/> 9 <input type="radio"/> 12
2	<input type="radio"/> 1 <input type="radio"/> 2 <input type="radio"/> 99	Main Job Other Job(s) Total <input type="text"/> <input type="text"/> <input type="text"/>	Main Job Other Job(s) Total <input type="text"/> <input type="text"/> <input type="text"/>	<input type="radio"/> 1 <input type="radio"/> 4 <input type="radio"/> 7 <input type="radio"/> 10 <input type="radio"/> 13 <input type="radio"/> 2 <input type="radio"/> 5 <input type="radio"/> 8 <input type="radio"/> 11 <input type="radio"/> 99 <input type="radio"/> 3 <input type="radio"/> 6 <input type="radio"/> 9 <input type="radio"/> 12
3	<input type="radio"/> 1 <input type="radio"/> 2 <input type="radio"/> 99	Main Job Other Job(s) Total <input type="text"/> <input type="text"/> <input type="text"/>	Main Job Other Job(s) Total <input type="text"/> <input type="text"/> <input type="text"/>	<input type="radio"/> 1 <input type="radio"/> 4 <input type="radio"/> 7 <input type="radio"/> 10 <input type="radio"/> 13 <input type="radio"/> 2 <input type="radio"/> 5 <input type="radio"/> 8 <input type="radio"/> 11 <input type="radio"/> 99 <input type="radio"/> 3 <input type="radio"/> 6 <input type="radio"/> 9 <input type="radio"/> 12
4	<input type="radio"/> 1 <input type="radio"/> 2 <input type="radio"/> 99	Main Job Other Job(s) Total <input type="text"/> <input type="text"/> <input type="text"/>	Main Job Other Job(s) Total <input type="text"/> <input type="text"/> <input type="text"/>	<input type="radio"/> 1 <input type="radio"/> 4 <input type="radio"/> 7 <input type="radio"/> 10 <input type="radio"/> 13 <input type="radio"/> 2 <input type="radio"/> 5 <input type="radio"/> 8 <input type="radio"/> 11 <input type="radio"/> 99 <input type="radio"/> 3 <input type="radio"/> 6 <input type="radio"/> 9 <input type="radio"/> 12
5	<input type="radio"/> 1 <input type="radio"/> 2 <input type="radio"/> 99	Main Job Other Job(s) Total <input type="text"/> <input type="text"/> <input type="text"/>	Main Job Other Job(s) Total <input type="text"/> <input type="text"/> <input type="text"/>	<input type="radio"/> 1 <input type="radio"/> 4 <input type="radio"/> 7 <input type="radio"/> 10 <input type="radio"/> 13 <input type="radio"/> 2 <input type="radio"/> 5 <input type="radio"/> 8 <input type="radio"/> 11 <input type="radio"/> 99 <input type="radio"/> 3 <input type="radio"/> 6 <input type="radio"/> 9 <input type="radio"/> 12
6	<input type="radio"/> 1 <input type="radio"/> 2 <input type="radio"/> 99	Main Job Other Job(s) Total <input type="text"/> <input type="text"/> <input type="text"/>	Main Job Other Job(s) Total <input type="text"/> <input type="text"/> <input type="text"/>	<input type="radio"/> 1 <input type="radio"/> 4 <input type="radio"/> 7 <input type="radio"/> 10 <input type="radio"/> 13 <input type="radio"/> 2 <input type="radio"/> 5 <input type="radio"/> 8 <input type="radio"/> 11 <input type="radio"/> 99 <input type="radio"/> 3 <input type="radio"/> 6 <input type="radio"/> 9 <input type="radio"/> 12



Draft



Section 4 - Employment (cont'd)

For persons employed during the week ending September 28th, 2024

PERSON #	4.5 Was...willing and available to work additional hours during the week ending September 28th, 2024?	4.6 In the past year, i.e September 29th, 2023 to September 28th, 2024, how many days were ... absent from work due to illness?	4.7 What is ... employment status in his/her <u>MAIN</u> job?	4.8 How many persons are employed at place of work?
	1.....Yes 2.....No 99..DK/NS	Use 999 for DK/NS	1..... Employee (work for someone) 2.....Self-employed with NO employees 3.....Self-employed with employees 4.....Unpaid family business worker 99...DK/NS	1....1 - 5 2....6 - 10 3....11 - 24 4....25 - 49 5....50 + 99..DK/NS
1	<input type="radio"/> 1 <input type="radio"/> 2 <input type="radio"/> 99	<input type="text"/> <input type="text"/> <input type="text"/>	<input type="radio"/> 1 <input type="radio"/> 4 <input type="radio"/> 2 <input type="radio"/> 99 <input type="radio"/> 3	<input type="radio"/> 1 <input type="radio"/> 4 <input type="radio"/> 2 <input type="radio"/> 5 <input type="radio"/> 3 <input type="radio"/> 99
2	<input type="radio"/> 1 <input type="radio"/> 2 <input type="radio"/> 99	<input type="text"/> <input type="text"/> <input type="text"/>	<input type="radio"/> 1 <input type="radio"/> 4 <input type="radio"/> 2 <input type="radio"/> 99 <input type="radio"/> 3	<input type="radio"/> 1 <input type="radio"/> 4 <input type="radio"/> 2 <input type="radio"/> 5 <input type="radio"/> 3 <input type="radio"/> 99
3	<input type="radio"/> 1 <input type="radio"/> 2 <input type="radio"/> 99	<input type="text"/> <input type="text"/> <input type="text"/>	<input type="radio"/> 1 <input type="radio"/> 4 <input type="radio"/> 2 <input type="radio"/> 99 <input type="radio"/> 3	<input type="radio"/> 1 <input type="radio"/> 4 <input type="radio"/> 2 <input type="radio"/> 5 <input type="radio"/> 3 <input type="radio"/> 99
4	<input type="radio"/> 1 <input type="radio"/> 2 <input type="radio"/> 99	<input type="text"/> <input type="text"/> <input type="text"/>	<input type="radio"/> 1 <input type="radio"/> 4 <input type="radio"/> 2 <input type="radio"/> 99 <input type="radio"/> 3	<input type="radio"/> 1 <input type="radio"/> 4 <input type="radio"/> 2 <input type="radio"/> 5 <input type="radio"/> 3 <input type="radio"/> 99
5	<input type="radio"/> 1 <input type="radio"/> 2 <input type="radio"/> 99	<input type="text"/> <input type="text"/> <input type="text"/>	<input type="radio"/> 1 <input type="radio"/> 4 <input type="radio"/> 2 <input type="radio"/> 99 <input type="radio"/> 3	<input type="radio"/> 1 <input type="radio"/> 4 <input type="radio"/> 2 <input type="radio"/> 5 <input type="radio"/> 3 <input type="radio"/> 99
6	<input type="radio"/> 1 <input type="radio"/> 2 <input type="radio"/> 99	<input type="text"/> <input type="text"/> <input type="text"/>	<input type="radio"/> 1 <input type="radio"/> 4 <input type="radio"/> 2 <input type="radio"/> 99 <input type="radio"/> 3	<input type="radio"/> 1 <input type="radio"/> 4 <input type="radio"/> 2 <input type="radio"/> 5 <input type="radio"/> 3 <input type="radio"/> 99

* 1 0 0 0 0 0 0 *



Draft



Section 4 - Employment (cont'd)

For persons employed during the week ending September 28th, 2024

PERSON #	4.9 What is's occupation in his/her <u>MAIN</u> job?	4.10 What is the name of the business where ...'s <u>MAIN</u> work is carried out?	4.11 How long has ... been working in this business?
		<i>Probe, get details.</i>	<i>If not obvious from the name of the business or government department, add the main activity of the business.</i>
1	<div><div></div><div></div><div></div><div></div></div>	<div><div></div><div></div><div></div><div></div></div>	<div><div></div><div></div></div> & <div><div></div><div></div></div> years months
2	<div><div></div><div></div><div></div><div></div></div>	<div><div></div><div></div><div></div><div></div></div>	<div><div></div><div></div></div> & <div><div></div><div></div></div> years months
3	<div><div></div><div></div><div></div><div></div></div>	<div><div></div><div></div><div></div><div></div></div>	<div><div></div><div></div></div> & <div><div></div><div></div></div> years months
4	<div><div></div><div></div><div></div><div></div></div>	<div><div></div><div></div><div></div><div></div></div>	<div><div></div><div></div></div> & <div><div></div><div></div></div> years months
5	<div><div></div><div></div><div></div><div></div></div>	<div><div></div><div></div><div></div><div></div></div>	<div><div></div><div></div></div> & <div><div></div><div></div></div> years months
6	<div><div></div><div></div><div></div><div></div></div>	<div><div></div><div></div><div></div><div></div></div>	<div><div></div><div></div></div> & <div><div></div><div></div></div> years months



Section 4 - Employment (cont'd)

For persons employed during the week ending September 28th, 2024

PERSON #	4.12 Is this ... first job in the Cayman Islands?	4.13 Is this a temporary position?	4.14 Was ... ever promoted at ... current place of employment	4.15 What were some of the reasons given by ... employer for not promoting ...?
	1...Yes 2...No 99.DK/NS	1...Yes 2...No 99.DK/NS	1...Yes 2...No 99.DK/NS If 1 or 99, GO TO 4.16	Multiple Responses Allowed 1....Need more formal training 2....Need more experience 3....No vacancy for staff promotion 4....Lack of Soft Skills necessary to do the job 5....Don't take feedback 6....Lack of professionalism 7....Lack initiative 8....Other employees are more deserving 9....Failed performance appraisal(s) 10..Budget constraints 11..Never given a reason 12..No opportunity for promotion 13.Other 99.DK/NS GO TO 4.18
1	<input type="radio"/> 1 <input type="radio"/> 2 <input type="radio"/> 99	<input type="radio"/> 1 <input type="radio"/> 2 <input type="radio"/> 99	<input type="radio"/> 1 <input type="radio"/> 2 <input type="radio"/> 99	<input type="radio"/> 1 <input type="radio"/> 4 <input type="radio"/> 7 <input type="radio"/> 10 <input type="radio"/> 13 <input type="radio"/> 2 <input type="radio"/> 5 <input type="radio"/> 8 <input type="radio"/> 11 <input type="radio"/> 99 <input type="radio"/> 3 <input type="radio"/> 6 <input type="radio"/> 9 <input type="radio"/> 12
2	<input type="radio"/> 1 <input type="radio"/> 2 <input type="radio"/> 99	<input type="radio"/> 1 <input type="radio"/> 2 <input type="radio"/> 99	<input type="radio"/> 1 <input type="radio"/> 2 <input type="radio"/> 99	<input type="radio"/> 1 <input type="radio"/> 4 <input type="radio"/> 7 <input type="radio"/> 10 <input type="radio"/> 13 <input type="radio"/> 2 <input type="radio"/> 5 <input type="radio"/> 8 <input type="radio"/> 11 <input type="radio"/> 99 <input type="radio"/> 3 <input type="radio"/> 6 <input type="radio"/> 9 <input type="radio"/> 12
3	<input type="radio"/> 1 <input type="radio"/> 2 <input type="radio"/> 99	<input type="radio"/> 1 <input type="radio"/> 2 <input type="radio"/> 99	<input type="radio"/> 1 <input type="radio"/> 2 <input type="radio"/> 99	<input type="radio"/> 1 <input type="radio"/> 4 <input type="radio"/> 7 <input type="radio"/> 10 <input type="radio"/> 13 <input type="radio"/> 2 <input type="radio"/> 5 <input type="radio"/> 8 <input type="radio"/> 11 <input type="radio"/> 99 <input type="radio"/> 3 <input type="radio"/> 6 <input type="radio"/> 9 <input type="radio"/> 12
4	<input type="radio"/> 1 <input type="radio"/> 2 <input type="radio"/> 99	<input type="radio"/> 1 <input type="radio"/> 2 <input type="radio"/> 99	<input type="radio"/> 1 <input type="radio"/> 2 <input type="radio"/> 99	<input type="radio"/> 1 <input type="radio"/> 4 <input type="radio"/> 7 <input type="radio"/> 10 <input type="radio"/> 13 <input type="radio"/> 2 <input type="radio"/> 5 <input type="radio"/> 8 <input type="radio"/> 11 <input type="radio"/> 99 <input type="radio"/> 3 <input type="radio"/> 6 <input type="radio"/> 9 <input type="radio"/> 12
5	<input type="radio"/> 1 <input type="radio"/> 2 <input type="radio"/> 99	<input type="radio"/> 1 <input type="radio"/> 2 <input type="radio"/> 99	<input type="radio"/> 1 <input type="radio"/> 2 <input type="radio"/> 99	<input type="radio"/> 1 <input type="radio"/> 4 <input type="radio"/> 7 <input type="radio"/> 10 <input type="radio"/> 13 <input type="radio"/> 2 <input type="radio"/> 5 <input type="radio"/> 8 <input type="radio"/> 11 <input type="radio"/> 99 <input type="radio"/> 3 <input type="radio"/> 6 <input type="radio"/> 9 <input type="radio"/> 12
6	<input type="radio"/> 1 <input type="radio"/> 2 <input type="radio"/> 99	<input type="radio"/> 1 <input type="radio"/> 2 <input type="radio"/> 99	<input type="radio"/> 1 <input type="radio"/> 2 <input type="radio"/> 99	<input type="radio"/> 1 <input type="radio"/> 4 <input type="radio"/> 7 <input type="radio"/> 10 <input type="radio"/> 13 <input type="radio"/> 2 <input type="radio"/> 5 <input type="radio"/> 8 <input type="radio"/> 11 <input type="radio"/> 99 <input type="radio"/> 3 <input type="radio"/> 6 <input type="radio"/> 9 <input type="radio"/> 12



Section 4 - Employment (cont'd)

For persons employed during the week ending September 28th, 2024

PERSON #	4.16 In ... current place of employment, when was the last time ... was promoted?	4.17 Did ... last promotion include ...	4.18 Which of the following types of income does ... receive?
	1...Less than 1 year 2...1 year ago 3...2 years ago 4...3 years ago 5...4 years ago 6...5 to 7 years ago 7...8 to 10 years ago 8...More than 10 years ago 99.DK/NS	1...More responsibilities ONLY 2...Higher pay ONLY 3...More responsibilities and higher pay 4...Prefer not to say 99.DK/NS	Multiple Responses Allowed 1...Earnings from employment 2...Investments (interest, savings, dividends, etc) 3...Maintenance/Child Support 4...Student Loans/Grants 5...Pension/Seafarers Benefits 6...Rental Income 7...Other sources of Income (please specify) 99..Not Stated
1	<input type="radio"/> 1 <input type="radio"/> 4 <input type="radio"/> 7 <input type="radio"/> 2 <input type="radio"/> 5 <input type="radio"/> 8 <input type="radio"/> 3 <input type="radio"/> 6 <input type="radio"/> 99	<input type="radio"/> 1 <input type="radio"/> 4 <input type="radio"/> 2 <input type="radio"/> 99 <input type="radio"/> 3	<input type="radio"/> 1 <input type="radio"/> 4 <input type="radio"/> 7 <input type="radio"/> 2 <input type="radio"/> 5 <input type="radio"/> 99 <input type="radio"/> 3 <input type="radio"/> 6 _____
2	<input type="radio"/> 1 <input type="radio"/> 4 <input type="radio"/> 7 <input type="radio"/> 2 <input type="radio"/> 5 <input type="radio"/> 8 <input type="radio"/> 3 <input type="radio"/> 6 <input type="radio"/> 99	<input type="radio"/> 1 <input type="radio"/> 4 <input type="radio"/> 2 <input type="radio"/> 99 <input type="radio"/> 3	<input type="radio"/> 1 <input type="radio"/> 4 <input type="radio"/> 7 <input type="radio"/> 2 <input type="radio"/> 5 <input type="radio"/> 99 <input type="radio"/> 3 <input type="radio"/> 6 _____
3	<input type="radio"/> 1 <input type="radio"/> 4 <input type="radio"/> 7 <input type="radio"/> 2 <input type="radio"/> 5 <input type="radio"/> 8 <input type="radio"/> 3 <input type="radio"/> 6 <input type="radio"/> 99	<input type="radio"/> 1 <input type="radio"/> 4 <input type="radio"/> 2 <input type="radio"/> 99 <input type="radio"/> 3	<input type="radio"/> 1 <input type="radio"/> 4 <input type="radio"/> 7 <input type="radio"/> 2 <input type="radio"/> 5 <input type="radio"/> 99 <input type="radio"/> 3 <input type="radio"/> 6 _____
4	<input type="radio"/> 1 <input type="radio"/> 4 <input type="radio"/> 7 <input type="radio"/> 2 <input type="radio"/> 5 <input type="radio"/> 8 <input type="radio"/> 3 <input type="radio"/> 6 <input type="radio"/> 99	<input type="radio"/> 1 <input type="radio"/> 4 <input type="radio"/> 2 <input type="radio"/> 99 <input type="radio"/> 3	<input type="radio"/> 1 <input type="radio"/> 4 <input type="radio"/> 7 <input type="radio"/> 2 <input type="radio"/> 5 <input type="radio"/> 99 <input type="radio"/> 3 <input type="radio"/> 6 _____
5	<input type="radio"/> 1 <input type="radio"/> 4 <input type="radio"/> 7 <input type="radio"/> 2 <input type="radio"/> 5 <input type="radio"/> 8 <input type="radio"/> 3 <input type="radio"/> 6 <input type="radio"/> 99	<input type="radio"/> 1 <input type="radio"/> 4 <input type="radio"/> 2 <input type="radio"/> 99 <input type="radio"/> 3	<input type="radio"/> 1 <input type="radio"/> 4 <input type="radio"/> 7 <input type="radio"/> 2 <input type="radio"/> 5 <input type="radio"/> 99 <input type="radio"/> 3 <input type="radio"/> 6 _____
6	<input type="radio"/> 1 <input type="radio"/> 4 <input type="radio"/> 7 <input type="radio"/> 2 <input type="radio"/> 5 <input type="radio"/> 8 <input type="radio"/> 3 <input type="radio"/> 6 <input type="radio"/> 99	<input type="radio"/> 1 <input type="radio"/> 4 <input type="radio"/> 2 <input type="radio"/> 99 <input type="radio"/> 3	<input type="radio"/> 1 <input type="radio"/> 4 <input type="radio"/> 7 <input type="radio"/> 2 <input type="radio"/> 5 <input type="radio"/> 99 <input type="radio"/> 3 <input type="radio"/> 6 _____



Section 4 - Employment (cont'd)

For persons employed during the week ending September 28th, 2024

P E R S O N #	4.19 How much was's earnings from the MAIN job he/she was doing in the week ending September 28th, 2024? <i>Refer to FLASH CARD for earnings range.</i>						4.20 How much was's earnings from the OTHER job(s)/sources of income he/she was doing in the week ending September 28th, 2024? <i>Refer to FLASH CARD for earnings range.</i>					
	1	<input type="radio"/> 1	<input type="radio"/> 5	<input type="radio"/> 9	<input type="radio"/> 13	<input type="radio"/> 17	<input type="radio"/> 21	<input type="radio"/> 1	<input type="radio"/> 5	<input type="radio"/> 9	<input type="radio"/> 13	<input type="radio"/> 17
	<input type="radio"/> 2	<input type="radio"/> 6	<input type="radio"/> 10	<input type="radio"/> 14	<input type="radio"/> 18	<input type="radio"/> 22	<input type="radio"/> 2	<input type="radio"/> 6	<input type="radio"/> 10	<input type="radio"/> 14	<input type="radio"/> 18	<input type="radio"/> 22
	<input type="radio"/> 3	<input type="radio"/> 7	<input type="radio"/> 11	<input type="radio"/> 15	<input type="radio"/> 19	<input type="radio"/> 99	<input type="radio"/> 3	<input type="radio"/> 7	<input type="radio"/> 11	<input type="radio"/> 15	<input type="radio"/> 19	<input type="radio"/> N/A
	<input type="radio"/> 4	<input type="radio"/> 8	<input type="radio"/> 12	<input type="radio"/> 16	<input type="radio"/> 20		<input type="radio"/> 4	<input type="radio"/> 8	<input type="radio"/> 12	<input type="radio"/> 16	<input type="radio"/> 20	<input type="radio"/> 99
2	<input type="radio"/> 1	<input type="radio"/> 5	<input type="radio"/> 9	<input type="radio"/> 13	<input type="radio"/> 17	<input type="radio"/> 21	<input type="radio"/> 1	<input type="radio"/> 5	<input type="radio"/> 9	<input type="radio"/> 13	<input type="radio"/> 17	<input type="radio"/> 21
	<input type="radio"/> 2	<input type="radio"/> 6	<input type="radio"/> 10	<input type="radio"/> 14	<input type="radio"/> 18	<input type="radio"/> 22	<input type="radio"/> 2	<input type="radio"/> 6	<input type="radio"/> 10	<input type="radio"/> 14	<input type="radio"/> 18	<input type="radio"/> 22
	<input type="radio"/> 3	<input type="radio"/> 7	<input type="radio"/> 11	<input type="radio"/> 15	<input type="radio"/> 19	<input type="radio"/> 99	<input type="radio"/> 3	<input type="radio"/> 7	<input type="radio"/> 11	<input type="radio"/> 15	<input type="radio"/> 19	<input type="radio"/> N/A
	<input type="radio"/> 4	<input type="radio"/> 8	<input type="radio"/> 12	<input type="radio"/> 16	<input type="radio"/> 20		<input type="radio"/> 4	<input type="radio"/> 8	<input type="radio"/> 12	<input type="radio"/> 16	<input type="radio"/> 20	<input type="radio"/> 99
3	<input type="radio"/> 1	<input type="radio"/> 5	<input type="radio"/> 9	<input type="radio"/> 13	<input type="radio"/> 17	<input type="radio"/> 21	<input type="radio"/> 1	<input type="radio"/> 5	<input type="radio"/> 9	<input type="radio"/> 13	<input type="radio"/> 17	<input type="radio"/> 21
	<input type="radio"/> 2	<input type="radio"/> 6	<input type="radio"/> 10	<input type="radio"/> 14	<input type="radio"/> 18	<input type="radio"/> 22	<input type="radio"/> 2	<input type="radio"/> 6	<input type="radio"/> 10	<input type="radio"/> 14	<input type="radio"/> 18	<input type="radio"/> 22
	<input type="radio"/> 3	<input type="radio"/> 7	<input type="radio"/> 11	<input type="radio"/> 15	<input type="radio"/> 19	<input type="radio"/> 99	<input type="radio"/> 3	<input type="radio"/> 7	<input type="radio"/> 11	<input type="radio"/> 15	<input type="radio"/> 19	<input type="radio"/> N/A
	<input type="radio"/> 4	<input type="radio"/> 8	<input type="radio"/> 12	<input type="radio"/> 16	<input type="radio"/> 20		<input type="radio"/> 4	<input type="radio"/> 8	<input type="radio"/> 12	<input type="radio"/> 16	<input type="radio"/> 20	<input type="radio"/> 99
4	<input type="radio"/> 1	<input type="radio"/> 5	<input type="radio"/> 9	<input type="radio"/> 13	<input type="radio"/> 17	<input type="radio"/> 21	<input type="radio"/> 1	<input type="radio"/> 5	<input type="radio"/> 9	<input type="radio"/> 13	<input type="radio"/> 17	<input type="radio"/> 21
	<input type="radio"/> 2	<input type="radio"/> 6	<input type="radio"/> 10	<input type="radio"/> 14	<input type="radio"/> 18	<input type="radio"/> 22	<input type="radio"/> 2	<input type="radio"/> 6	<input type="radio"/> 10	<input type="radio"/> 14	<input type="radio"/> 18	<input type="radio"/> 22
	<input type="radio"/> 3	<input type="radio"/> 7	<input type="radio"/> 11	<input type="radio"/> 15	<input type="radio"/> 19	<input type="radio"/> 99	<input type="radio"/> 3	<input type="radio"/> 7	<input type="radio"/> 11	<input type="radio"/> 15	<input type="radio"/> 19	<input type="radio"/> N/A
	<input type="radio"/> 4	<input type="radio"/> 8	<input type="radio"/> 12	<input type="radio"/> 16	<input type="radio"/> 20		<input type="radio"/> 4	<input type="radio"/> 8	<input type="radio"/> 12	<input type="radio"/> 16	<input type="radio"/> 20	<input type="radio"/> 99
5	<input type="radio"/> 1	<input type="radio"/> 5	<input type="radio"/> 9	<input type="radio"/> 13	<input type="radio"/> 17	<input type="radio"/> 21	<input type="radio"/> 1	<input type="radio"/> 5	<input type="radio"/> 9	<input type="radio"/> 13	<input type="radio"/> 17	<input type="radio"/> 21
	<input type="radio"/> 2	<input type="radio"/> 6	<input type="radio"/> 10	<input type="radio"/> 14	<input type="radio"/> 18	<input type="radio"/> 22	<input type="radio"/> 2	<input type="radio"/> 6	<input type="radio"/> 10	<input type="radio"/> 14	<input type="radio"/> 18	<input type="radio"/> 22
	<input type="radio"/> 3	<input type="radio"/> 7	<input type="radio"/> 11	<input type="radio"/> 15	<input type="radio"/> 19	<input type="radio"/> 99	<input type="radio"/> 3	<input type="radio"/> 7	<input type="radio"/> 11	<input type="radio"/> 15	<input type="radio"/> 19	<input type="radio"/> N/A
	<input type="radio"/> 4	<input type="radio"/> 8	<input type="radio"/> 12	<input type="radio"/> 16	<input type="radio"/> 20		<input type="radio"/> 4	<input type="radio"/> 8	<input type="radio"/> 12	<input type="radio"/> 16	<input type="radio"/> 20	<input type="radio"/> 99
6	<input type="radio"/> 1	<input type="radio"/> 5	<input type="radio"/> 9	<input type="radio"/> 13	<input type="radio"/> 17	<input type="radio"/> 21	<input type="radio"/> 1	<input type="radio"/> 5	<input type="radio"/> 9	<input type="radio"/> 13	<input type="radio"/> 17	<input type="radio"/> 21
	<input type="radio"/> 2	<input type="radio"/> 6	<input type="radio"/> 10	<input type="radio"/> 14	<input type="radio"/> 18	<input type="radio"/> 22	<input type="radio"/> 2	<input type="radio"/> 6	<input type="radio"/> 10	<input type="radio"/> 14	<input type="radio"/> 18	<input type="radio"/> 22
	<input type="radio"/> 3	<input type="radio"/> 7	<input type="radio"/> 11	<input type="radio"/> 15	<input type="radio"/> 19	<input type="radio"/> 99	<input type="radio"/> 3	<input type="radio"/> 7	<input type="radio"/> 11	<input type="radio"/> 15	<input type="radio"/> 19	<input type="radio"/> N/A
	<input type="radio"/> 4	<input type="radio"/> 8	<input type="radio"/> 12	<input type="radio"/> 16	<input type="radio"/> 20		<input type="radio"/> 4	<input type="radio"/> 8	<input type="radio"/> 12	<input type="radio"/> 16	<input type="radio"/> 20	<input type="radio"/> 99



Draft



Section 5 - Under Employment

For persons employed during the week ending September 28th, 2024

PERSON #	5.1 What minimum educational attainment is required for ... current post at ... main job?	5.2 What is the minimum work experience is required for ... current post in ... main job?	5.3 Considering ... education, training and work experience, how would ... rate ... qualification for the current job?	5.4 How long does ... estimate it would take to train someone with the job's education requirement for ... job?
		1...No minimum 2...Some high school 3...High school diploma 4...Community college 5...Trade qualification 6...Private specialized training institution 7...University Degree 99.DK/NS	1...No minimum 2...Less than 1 year 3...1 - 2 years 4...3 - 4 years 5...5 years or more 99.DK/NS	1...Underqualified 2...Overqualified 3...Exact match with the job 99.DK/NS
1	<input type="radio"/> 1 <input type="radio"/> 4 <input type="radio"/> 7 <input type="radio"/> 2 <input type="radio"/> 5 <input type="radio"/> 99 <input type="radio"/> 3 <input type="radio"/> 6	<input type="radio"/> 1 <input type="radio"/> 4 <input type="radio"/> 2 <input type="radio"/> 5 <input type="radio"/> 3 <input type="radio"/> 99	<input type="radio"/> 1 <input type="radio"/> 3 <input type="radio"/> 2 <input type="radio"/> 99	<input type="radio"/> 1 <input type="radio"/> 4 <input type="radio"/> 99 <input type="radio"/> 2 <input type="radio"/> 5 <input type="radio"/> 3 <input type="radio"/> 6
2	<input type="radio"/> 1 <input type="radio"/> 4 <input type="radio"/> 7 <input type="radio"/> 2 <input type="radio"/> 5 <input type="radio"/> 99 <input type="radio"/> 3 <input type="radio"/> 6	<input type="radio"/> 1 <input type="radio"/> 4 <input type="radio"/> 2 <input type="radio"/> 5 <input type="radio"/> 3 <input type="radio"/> 99	<input type="radio"/> 1 <input type="radio"/> 3 <input type="radio"/> 2 <input type="radio"/> 99	<input type="radio"/> 1 <input type="radio"/> 4 <input type="radio"/> 99 <input type="radio"/> 2 <input type="radio"/> 5 <input type="radio"/> 3 <input type="radio"/> 6
3	<input type="radio"/> 1 <input type="radio"/> 4 <input type="radio"/> 7 <input type="radio"/> 2 <input type="radio"/> 5 <input type="radio"/> 99 <input type="radio"/> 3 <input type="radio"/> 6	<input type="radio"/> 1 <input type="radio"/> 4 <input type="radio"/> 2 <input type="radio"/> 5 <input type="radio"/> 3 <input type="radio"/> 99	<input type="radio"/> 1 <input type="radio"/> 3 <input type="radio"/> 2 <input type="radio"/> 99	<input type="radio"/> 1 <input type="radio"/> 4 <input type="radio"/> 99 <input type="radio"/> 2 <input type="radio"/> 5 <input type="radio"/> 3 <input type="radio"/> 6
4	<input type="radio"/> 1 <input type="radio"/> 4 <input type="radio"/> 7 <input type="radio"/> 2 <input type="radio"/> 5 <input type="radio"/> 99 <input type="radio"/> 3 <input type="radio"/> 6	<input type="radio"/> 1 <input type="radio"/> 4 <input type="radio"/> 2 <input type="radio"/> 5 <input type="radio"/> 3 <input type="radio"/> 99	<input type="radio"/> 1 <input type="radio"/> 3 <input type="radio"/> 2 <input type="radio"/> 99	<input type="radio"/> 1 <input type="radio"/> 4 <input type="radio"/> 99 <input type="radio"/> 2 <input type="radio"/> 5 <input type="radio"/> 3 <input type="radio"/> 6
5	<input type="radio"/> 1 <input type="radio"/> 4 <input type="radio"/> 7 <input type="radio"/> 2 <input type="radio"/> 5 <input type="radio"/> 99 <input type="radio"/> 3 <input type="radio"/> 6	<input type="radio"/> 1 <input type="radio"/> 4 <input type="radio"/> 2 <input type="radio"/> 5 <input type="radio"/> 3 <input type="radio"/> 99	<input type="radio"/> 1 <input type="radio"/> 3 <input type="radio"/> 2 <input type="radio"/> 99	<input type="radio"/> 1 <input type="radio"/> 4 <input type="radio"/> 99 <input type="radio"/> 2 <input type="radio"/> 5 <input type="radio"/> 3 <input type="radio"/> 6
6	<input type="radio"/> 1 <input type="radio"/> 4 <input type="radio"/> 7 <input type="radio"/> 2 <input type="radio"/> 5 <input type="radio"/> 99 <input type="radio"/> 3 <input type="radio"/> 6	<input type="radio"/> 1 <input type="radio"/> 4 <input type="radio"/> 2 <input type="radio"/> 5 <input type="radio"/> 3 <input type="radio"/> 99	<input type="radio"/> 1 <input type="radio"/> 3 <input type="radio"/> 2 <input type="radio"/> 99	<input type="radio"/> 1 <input type="radio"/> 4 <input type="radio"/> 99 <input type="radio"/> 2 <input type="radio"/> 5 <input type="radio"/> 3 <input type="radio"/> 6




Draft



Section 5 - Under Employment (cont'd)

For persons underemployed during the week ending September 28th, 2024

P E R S O N #	5.5 How closely related is ... current job to ... education, training and experience?	5.6 Would ... rather have a job more closely related to ... education, training and experience?	5.7 Has ... been actively seeking a job that is more closely related to ... education, training, and experience?
		1...Closely related 2...Exactly related 3...Somewhat related 4...Not at all related 99.DK/NS If 2 or 99, GO TO 8.1	1...Yes 2...No 99.DK/NS
1	<input type="radio"/> 1 <input type="radio"/> 4 <input type="radio"/> 2 <input type="radio"/> 99 <input type="radio"/> 3	<input type="radio"/> 1 <input type="radio"/> 2 <input type="radio"/> 99	<input type="radio"/> 1 <input type="radio"/> 2 <input type="radio"/> 99
2	<input type="radio"/> 1 <input type="radio"/> 4 <input type="radio"/> 2 <input type="radio"/> 99 <input type="radio"/> 3	<input type="radio"/> 1 <input type="radio"/> 2 <input type="radio"/> 99	<input type="radio"/> 1 <input type="radio"/> 2 <input type="radio"/> 99
3	<input type="radio"/> 1 <input type="radio"/> 4 <input type="radio"/> 2 <input type="radio"/> 99 <input type="radio"/> 3	<input type="radio"/> 1 <input type="radio"/> 2 <input type="radio"/> 99	<input type="radio"/> 1 <input type="radio"/> 2 <input type="radio"/> 99
4	<input type="radio"/> 1 <input type="radio"/> 4 <input type="radio"/> 2 <input type="radio"/> 99 <input type="radio"/> 3	<input type="radio"/> 1 <input type="radio"/> 2 <input type="radio"/> 99	<input type="radio"/> 1 <input type="radio"/> 2 <input type="radio"/> 99
5	<input type="radio"/> 1 <input type="radio"/> 4 <input type="radio"/> 2 <input type="radio"/> 99 <input type="radio"/> 3	<input type="radio"/> 1 <input type="radio"/> 2 <input type="radio"/> 99	<input type="radio"/> 1 <input type="radio"/> 2 <input type="radio"/> 99
6	<input type="radio"/> 1 <input type="radio"/> 4 <input type="radio"/> 2 <input type="radio"/> 99 <input type="radio"/> 3	<input type="radio"/> 1 <input type="radio"/> 2 <input type="radio"/> 99	<input type="radio"/> 1 <input type="radio"/> 2 <input type="radio"/> 99



Section 6 - Not Working

For persons not working during the week ending September 28th, 2024

PERSON #	6.1 What was the <u>MAIN</u> reason why ... was not working during the week ending September 28th, 2024?	6.2 Has been looking for work in the last four (4) weeks (i.e. August 31st - September 28th, 2024)?	6.3 When was the last time ... has looked for work prior to September 28th, 2024?
		1....Student/in training 2....Home/family duties 3....Retired 4....Elderly 5....Temporary illness/injury/medical reasons 6....Infirm/Disabled 7....Waiting for work permit 8....Waiting for permanent residence approval 9....Seasonal inactivity 10....No work available 11....Did not want to work 13...Other, please specify 12..Tired of looking 99..DK/NS <div>If 4, 11, 99, GO TO 6.9</div>	1....Yes 2....No 3....Already found job and waiting to start 99...DK/NS
1	<input type="radio"/> 1 <input type="radio"/> 5 <input type="radio"/> 9 <input type="radio"/> 13 <input type="radio"/> 2 <input type="radio"/> 6 <input type="radio"/> 10 <input type="radio"/> 99 <input type="radio"/> 3 <input type="radio"/> 7 <input type="radio"/> 11 _____ <input type="radio"/> 4 <input type="radio"/> 8 <input type="radio"/> 12 _____	<input type="radio"/> 1 <input type="radio"/> 3 <input type="radio"/> 2 <input type="radio"/> 99	<input type="radio"/> 1 <input type="radio"/> 4 <input type="radio"/> 99 <input type="radio"/> 2 <input type="radio"/> 5 <input type="radio"/> 3 <input type="radio"/> 6
2	<input type="radio"/> 1 <input type="radio"/> 5 <input type="radio"/> 9 <input type="radio"/> 13 <input type="radio"/> 2 <input type="radio"/> 6 <input type="radio"/> 10 <input type="radio"/> 99 <input type="radio"/> 3 <input type="radio"/> 7 <input type="radio"/> 11 _____ <input type="radio"/> 4 <input type="radio"/> 8 <input type="radio"/> 12 _____	<input type="radio"/> 1 <input type="radio"/> 3 <input type="radio"/> 2 <input type="radio"/> 99	<input type="radio"/> 1 <input type="radio"/> 4 <input type="radio"/> 99 <input type="radio"/> 2 <input type="radio"/> 5 <input type="radio"/> 3 <input type="radio"/> 6
3	<input type="radio"/> 1 <input type="radio"/> 5 <input type="radio"/> 9 <input type="radio"/> 13 <input type="radio"/> 2 <input type="radio"/> 6 <input type="radio"/> 10 <input type="radio"/> 99 <input type="radio"/> 3 <input type="radio"/> 7 <input type="radio"/> 11 _____ <input type="radio"/> 4 <input type="radio"/> 8 <input type="radio"/> 12 _____	<input type="radio"/> 1 <input type="radio"/> 3 <input type="radio"/> 2 <input type="radio"/> 99	<input type="radio"/> 1 <input type="radio"/> 4 <input type="radio"/> 99 <input type="radio"/> 2 <input type="radio"/> 5 <input type="radio"/> 3 <input type="radio"/> 6
4	<input type="radio"/> 1 <input type="radio"/> 5 <input type="radio"/> 9 <input type="radio"/> 13 <input type="radio"/> 2 <input type="radio"/> 6 <input type="radio"/> 10 <input type="radio"/> 99 <input type="radio"/> 3 <input type="radio"/> 7 <input type="radio"/> 11 _____ <input type="radio"/> 4 <input type="radio"/> 8 <input type="radio"/> 12 _____	<input type="radio"/> 1 <input type="radio"/> 3 <input type="radio"/> 2 <input type="radio"/> 99	<input type="radio"/> 1 <input type="radio"/> 4 <input type="radio"/> 99 <input type="radio"/> 2 <input type="radio"/> 5 <input type="radio"/> 3 <input type="radio"/> 6
5	<input type="radio"/> 1 <input type="radio"/> 5 <input type="radio"/> 9 <input type="radio"/> 13 <input type="radio"/> 2 <input type="radio"/> 6 <input type="radio"/> 10 <input type="radio"/> 99 <input type="radio"/> 3 <input type="radio"/> 7 <input type="radio"/> 11 _____ <input type="radio"/> 4 <input type="radio"/> 8 <input type="radio"/> 12 _____	<input type="radio"/> 1 <input type="radio"/> 3 <input type="radio"/> 2 <input type="radio"/> 99	<input type="radio"/> 1 <input type="radio"/> 4 <input type="radio"/> 99 <input type="radio"/> 2 <input type="radio"/> 5 <input type="radio"/> 3 <input type="radio"/> 6
6	<input type="radio"/> 1 <input type="radio"/> 5 <input type="radio"/> 9 <input type="radio"/> 13 <input type="radio"/> 2 <input type="radio"/> 6 <input type="radio"/> 10 <input type="radio"/> 99 <input type="radio"/> 3 <input type="radio"/> 7 <input type="radio"/> 11 _____ <input type="radio"/> 4 <input type="radio"/> 8 <input type="radio"/> 12 _____	<input type="radio"/> 1 <input type="radio"/> 3 <input type="radio"/> 2 <input type="radio"/> 99	<input type="radio"/> 1 <input type="radio"/> 4 <input type="radio"/> 99 <input type="radio"/> 2 <input type="radio"/> 5 <input type="radio"/> 3 <input type="radio"/> 6



Section 6 - Not Working (cont'd)

For persons not working during the week ending September 28th, 2024

PERSON #	6.4 What steps did ... take to look for a job? <i>Read list. Multiple answers allowed.</i>	6.5 What kind of work is ... looking for/has already found? <i>Probe, get details</i>	6.6 In what industry is ... looking for/has already found work? <i>Either name a business place or describe type of work done within the business</i>
	1	1.....Contact an employer directly or have a job interview 2.....Register with National Workforce Development Agency 3.....Ask friends or relatives 4.....Send out resumes or fill out applications 5.....Place or answer advertisements 6.....Check professional registers 7.....Check websites 8.....Other, please specify 99...DK/NS	_____ _____ <div style="border: 1px solid black; width: 100px; height: 30px; margin: 5px 0;"></div> _____ _____
2	1.....Contact an employer directly or have a job interview 2.....Register with National Workforce Development Agency 3.....Ask friends or relatives 4.....Send out resumes or fill out applications 5.....Place or answer advertisements 6.....Check professional registers 7.....Check websites 8.....Other, please specify 99...DK/NS	_____ _____ <div style="border: 1px solid black; width: 100px; height: 30px; margin: 5px 0;"></div> _____ _____	_____ _____ <div style="border: 1px solid black; width: 100px; height: 30px; margin: 5px 0;"></div> _____ _____
3	1.....Contact an employer directly or have a job interview 2.....Register with National Workforce Development Agency 3.....Ask friends or relatives 4.....Send out resumes or fill out applications 5.....Place or answer advertisements 6.....Check professional registers 7.....Check websites 8.....Other, please specify 99...DK/NS	_____ _____ <div style="border: 1px solid black; width: 100px; height: 30px; margin: 5px 0;"></div> _____ _____	_____ _____ <div style="border: 1px solid black; width: 100px; height: 30px; margin: 5px 0;"></div> _____ _____
4	1.....Contact an employer directly or have a job interview 2.....Register with National Workforce Development Agency 3.....Ask friends or relatives 4.....Send out resumes or fill out applications 5.....Place or answer advertisements 6.....Check professional registers 7.....Check websites 8.....Other, please specify 99...DK/NS	_____ _____ <div style="border: 1px solid black; width: 100px; height: 30px; margin: 5px 0;"></div> _____ _____	_____ _____ <div style="border: 1px solid black; width: 100px; height: 30px; margin: 5px 0;"></div> _____ _____
5	1.....Contact an employer directly or have a job interview 2.....Register with National Workforce Development Agency 3.....Ask friends or relatives 4.....Send out resumes or fill out applications 5.....Place or answer advertisements 6.....Check professional registers 7.....Check websites 8.....Other, please specify 99...DK/NS	_____ _____ <div style="border: 1px solid black; width: 100px; height: 30px; margin: 5px 0;"></div> _____ _____	_____ _____ <div style="border: 1px solid black; width: 100px; height: 30px; margin: 5px 0;"></div> _____ _____
6	1.....Contact an employer directly or have a job interview 2.....Register with National Workforce Development Agency 3.....Ask friends or relatives 4.....Send out resumes or fill out applications 5.....Place or answer advertisements 6.....Check professional registers 7.....Check websites 8.....Other, please specify 99...DK/NS	_____ _____ <div style="border: 1px solid black; width: 100px; height: 30px; margin: 5px 0;"></div> _____ _____	_____ _____ <div style="border: 1px solid black; width: 100px; height: 30px; margin: 5px 0;"></div> _____ _____




Draft



Section 6 - Not Working (cont'd)

For persons not working during the week ending September 28th, 2024

PERSON #	6.7 What was the MAIN reason why ... did not look for work during the past four (4) weeks (i.e. August 31st - September 28th, 2024)?	6.8 Would... have been able to start a job if one were offered during the week ending September 28th, 2024?	6.9 What was ...'s MAIN means of financial support during the week ending September 28th, 2024?
		1....Student/ in training 2....Home/family duties 3....Retired 4....Elderly 5....Temporary illness/injury/medical reasons 6....Infirmed/Disabled 7....Waiting for work permit 8....Waiting for permanent residence approval 9....Seasonal inactivity 10....No work available 11....Did not want to work 12....Tired of looking 13....Other, please specify 99..DK/NS	1....Yes 2....No
1	<input type="radio"/> 1 <input type="radio"/> 5 <input type="radio"/> 9 <input type="radio"/> 13 <input type="radio"/> 2 <input type="radio"/> 6 <input type="radio"/> 10 <input type="radio"/> 99 <input type="radio"/> 3 <input type="radio"/> 7 <input type="radio"/> 11 _____ <input type="radio"/> 4 <input type="radio"/> 8 <input type="radio"/> 12 _____	<input type="radio"/> 1 <input type="radio"/> 2 <input type="radio"/> 99	<input type="radio"/> 1 <input type="radio"/> 4 <input type="radio"/> 7 <input type="radio"/> 2 <input type="radio"/> 5 <input type="radio"/> 99 <input type="radio"/> 3 <input type="radio"/> 6
2	<input type="radio"/> 1 <input type="radio"/> 5 <input type="radio"/> 9 <input type="radio"/> 13 <input type="radio"/> 2 <input type="radio"/> 6 <input type="radio"/> 10 <input type="radio"/> 99 <input type="radio"/> 3 <input type="radio"/> 7 <input type="radio"/> 11 _____ <input type="radio"/> 4 <input type="radio"/> 8 <input type="radio"/> 12 _____	<input type="radio"/> 1 <input type="radio"/> 2 <input type="radio"/> 99	<input type="radio"/> 1 <input type="radio"/> 4 <input type="radio"/> 7 <input type="radio"/> 2 <input type="radio"/> 5 <input type="radio"/> 99 <input type="radio"/> 3 <input type="radio"/> 6
3	<input type="radio"/> 1 <input type="radio"/> 5 <input type="radio"/> 9 <input type="radio"/> 13 <input type="radio"/> 2 <input type="radio"/> 6 <input type="radio"/> 10 <input type="radio"/> 99 <input type="radio"/> 3 <input type="radio"/> 7 <input type="radio"/> 11 _____ <input type="radio"/> 4 <input type="radio"/> 8 <input type="radio"/> 12 _____	<input type="radio"/> 1 <input type="radio"/> 2 <input type="radio"/> 99	<input type="radio"/> 1 <input type="radio"/> 4 <input type="radio"/> 7 <input type="radio"/> 2 <input type="radio"/> 5 <input type="radio"/> 99 <input type="radio"/> 3 <input type="radio"/> 6
4	<input type="radio"/> 1 <input type="radio"/> 5 <input type="radio"/> 9 <input type="radio"/> 13 <input type="radio"/> 2 <input type="radio"/> 6 <input type="radio"/> 10 <input type="radio"/> 99 <input type="radio"/> 3 <input type="radio"/> 7 <input type="radio"/> 11 _____ <input type="radio"/> 4 <input type="radio"/> 8 <input type="radio"/> 12 _____	<input type="radio"/> 1 <input type="radio"/> 2 <input type="radio"/> 99	<input type="radio"/> 1 <input type="radio"/> 4 <input type="radio"/> 7 <input type="radio"/> 2 <input type="radio"/> 5 <input type="radio"/> 99 <input type="radio"/> 3 <input type="radio"/> 6
5	<input type="radio"/> 1 <input type="radio"/> 5 <input type="radio"/> 9 <input type="radio"/> 13 <input type="radio"/> 2 <input type="radio"/> 6 <input type="radio"/> 10 <input type="radio"/> 99 <input type="radio"/> 3 <input type="radio"/> 7 <input type="radio"/> 11 _____ <input type="radio"/> 4 <input type="radio"/> 8 <input type="radio"/> 12 _____	<input type="radio"/> 1 <input type="radio"/> 2 <input type="radio"/> 99	<input type="radio"/> 1 <input type="radio"/> 4 <input type="radio"/> 7 <input type="radio"/> 2 <input type="radio"/> 5 <input type="radio"/> 99 <input type="radio"/> 3 <input type="radio"/> 6
6	<input type="radio"/> 1 <input type="radio"/> 5 <input type="radio"/> 9 <input type="radio"/> 13 <input type="radio"/> 2 <input type="radio"/> 6 <input type="radio"/> 10 <input type="radio"/> 99 <input type="radio"/> 3 <input type="radio"/> 7 <input type="radio"/> 11 _____ <input type="radio"/> 4 <input type="radio"/> 8 <input type="radio"/> 12 _____	<input type="radio"/> 1 <input type="radio"/> 2 <input type="radio"/> 99	<input type="radio"/> 1 <input type="radio"/> 4 <input type="radio"/> 7 <input type="radio"/> 2 <input type="radio"/> 5 <input type="radio"/> 99 <input type="radio"/> 3 <input type="radio"/> 6




Draft



Section 6 - Not Working (cont'd)

For persons not working during the week ending September 28th, 2024

PERSON #	6.10 Does ... receive additional financial support besides the MAIN means of financial support?	6.11 What is the monetary value of financial support from the MAIN source during the week ending September 28th, 2024? <i>Refer to FLASH CARD for earnings range</i>	6.12 What is the monetary value of financial support received from other sources in the week ending September 28th, 2024? <i>Refer to FLASH CARD for earnings range</i>
		1....Yes 2....No 99..DK/NS	
1	<input type="radio"/> 1 <input type="radio"/> 2 <input type="radio"/> 99	<input type="radio"/> 1 <input type="radio"/> 5 <input type="radio"/> 9 <input type="radio"/> 13 <input type="radio"/> 17 <input type="radio"/> 21 <input type="radio"/> 2 <input type="radio"/> 6 <input type="radio"/> 10 <input type="radio"/> 14 <input type="radio"/> 18 <input type="radio"/> 22 <input type="radio"/> 3 <input type="radio"/> 7 <input type="radio"/> 11 <input type="radio"/> 15 <input type="radio"/> 19 <input type="radio"/> 99 <input type="radio"/> 4 <input type="radio"/> 8 <input type="radio"/> 12 <input type="radio"/> 16 <input type="radio"/> 20	<input type="radio"/> 1 <input type="radio"/> 5 <input type="radio"/> 9 <input type="radio"/> 13 <input type="radio"/> 17 <input type="radio"/> 21 <input type="radio"/> 2 <input type="radio"/> 6 <input type="radio"/> 10 <input type="radio"/> 14 <input type="radio"/> 18 <input type="radio"/> 22 <input type="radio"/> 3 <input type="radio"/> 7 <input type="radio"/> 11 <input type="radio"/> 15 <input type="radio"/> 19 <input type="radio"/> 99 <input type="radio"/> 4 <input type="radio"/> 8 <input type="radio"/> 12 <input type="radio"/> 16 <input type="radio"/> 20
2	<input type="radio"/> 1 <input type="radio"/> 2 <input type="radio"/> 99	<input type="radio"/> 1 <input type="radio"/> 5 <input type="radio"/> 9 <input type="radio"/> 13 <input type="radio"/> 17 <input type="radio"/> 21 <input type="radio"/> 2 <input type="radio"/> 6 <input type="radio"/> 10 <input type="radio"/> 14 <input type="radio"/> 18 <input type="radio"/> 22 <input type="radio"/> 3 <input type="radio"/> 7 <input type="radio"/> 11 <input type="radio"/> 15 <input type="radio"/> 19 <input type="radio"/> 99 <input type="radio"/> 4 <input type="radio"/> 8 <input type="radio"/> 12 <input type="radio"/> 16 <input type="radio"/> 20	<input type="radio"/> 1 <input type="radio"/> 5 <input type="radio"/> 9 <input type="radio"/> 13 <input type="radio"/> 17 <input type="radio"/> 21 <input type="radio"/> 2 <input type="radio"/> 6 <input type="radio"/> 10 <input type="radio"/> 14 <input type="radio"/> 18 <input type="radio"/> 22 <input type="radio"/> 3 <input type="radio"/> 7 <input type="radio"/> 11 <input type="radio"/> 15 <input type="radio"/> 19 <input type="radio"/> 99 <input type="radio"/> 4 <input type="radio"/> 8 <input type="radio"/> 12 <input type="radio"/> 16 <input type="radio"/> 20
3	<input type="radio"/> 1 <input type="radio"/> 2 <input type="radio"/> 99	<input type="radio"/> 1 <input type="radio"/> 5 <input type="radio"/> 9 <input type="radio"/> 13 <input type="radio"/> 17 <input type="radio"/> 21 <input type="radio"/> 2 <input type="radio"/> 6 <input type="radio"/> 10 <input type="radio"/> 14 <input type="radio"/> 18 <input type="radio"/> 22 <input type="radio"/> 3 <input type="radio"/> 7 <input type="radio"/> 11 <input type="radio"/> 15 <input type="radio"/> 19 <input type="radio"/> 99 <input type="radio"/> 4 <input type="radio"/> 8 <input type="radio"/> 12 <input type="radio"/> 16 <input type="radio"/> 20	<input type="radio"/> 1 <input type="radio"/> 5 <input type="radio"/> 9 <input type="radio"/> 13 <input type="radio"/> 17 <input type="radio"/> 21 <input type="radio"/> 2 <input type="radio"/> 6 <input type="radio"/> 10 <input type="radio"/> 14 <input type="radio"/> 18 <input type="radio"/> 22 <input type="radio"/> 3 <input type="radio"/> 7 <input type="radio"/> 11 <input type="radio"/> 15 <input type="radio"/> 19 <input type="radio"/> 99 <input type="radio"/> 4 <input type="radio"/> 8 <input type="radio"/> 12 <input type="radio"/> 16 <input type="radio"/> 20
4	<input type="radio"/> 1 <input type="radio"/> 2 <input type="radio"/> 99	<input type="radio"/> 1 <input type="radio"/> 5 <input type="radio"/> 9 <input type="radio"/> 13 <input type="radio"/> 17 <input type="radio"/> 21 <input type="radio"/> 2 <input type="radio"/> 6 <input type="radio"/> 10 <input type="radio"/> 14 <input type="radio"/> 18 <input type="radio"/> 22 <input type="radio"/> 3 <input type="radio"/> 7 <input type="radio"/> 11 <input type="radio"/> 15 <input type="radio"/> 19 <input type="radio"/> 99 <input type="radio"/> 4 <input type="radio"/> 8 <input type="radio"/> 12 <input type="radio"/> 16 <input type="radio"/> 20	<input type="radio"/> 1 <input type="radio"/> 5 <input type="radio"/> 9 <input type="radio"/> 13 <input type="radio"/> 17 <input type="radio"/> 21 <input type="radio"/> 2 <input type="radio"/> 6 <input type="radio"/> 10 <input type="radio"/> 14 <input type="radio"/> 18 <input type="radio"/> 22 <input type="radio"/> 3 <input type="radio"/> 7 <input type="radio"/> 11 <input type="radio"/> 15 <input type="radio"/> 19 <input type="radio"/> 99 <input type="radio"/> 4 <input type="radio"/> 8 <input type="radio"/> 12 <input type="radio"/> 16 <input type="radio"/> 20
5	<input type="radio"/> 1 <input type="radio"/> 2 <input type="radio"/> 99	<input type="radio"/> 1 <input type="radio"/> 5 <input type="radio"/> 9 <input type="radio"/> 13 <input type="radio"/> 17 <input type="radio"/> 21 <input type="radio"/> 2 <input type="radio"/> 6 <input type="radio"/> 10 <input type="radio"/> 14 <input type="radio"/> 18 <input type="radio"/> 22 <input type="radio"/> 3 <input type="radio"/> 7 <input type="radio"/> 11 <input type="radio"/> 15 <input type="radio"/> 19 <input type="radio"/> 99 <input type="radio"/> 4 <input type="radio"/> 8 <input type="radio"/> 12 <input type="radio"/> 16 <input type="radio"/> 20	<input type="radio"/> 1 <input type="radio"/> 5 <input type="radio"/> 9 <input type="radio"/> 13 <input type="radio"/> 17 <input type="radio"/> 21 <input type="radio"/> 2 <input type="radio"/> 6 <input type="radio"/> 10 <input type="radio"/> 14 <input type="radio"/> 18 <input type="radio"/> 22 <input type="radio"/> 3 <input type="radio"/> 7 <input type="radio"/> 11 <input type="radio"/> 15 <input type="radio"/> 19 <input type="radio"/> 99 <input type="radio"/> 4 <input type="radio"/> 8 <input type="radio"/> 12 <input type="radio"/> 16 <input type="radio"/> 20
6	<input type="radio"/> 1 <input type="radio"/> 2 <input type="radio"/> 99	<input type="radio"/> 1 <input type="radio"/> 5 <input type="radio"/> 9 <input type="radio"/> 13 <input type="radio"/> 17 <input type="radio"/> 21 <input type="radio"/> 2 <input type="radio"/> 6 <input type="radio"/> 10 <input type="radio"/> 14 <input type="radio"/> 18 <input type="radio"/> 22 <input type="radio"/> 3 <input type="radio"/> 7 <input type="radio"/> 11 <input type="radio"/> 15 <input type="radio"/> 19 <input type="radio"/> 99 <input type="radio"/> 4 <input type="radio"/> 8 <input type="radio"/> 12 <input type="radio"/> 16 <input type="radio"/> 20	<input type="radio"/> 1 <input type="radio"/> 5 <input type="radio"/> 9 <input type="radio"/> 13 <input type="radio"/> 17 <input type="radio"/> 21 <input type="radio"/> 2 <input type="radio"/> 6 <input type="radio"/> 10 <input type="radio"/> 14 <input type="radio"/> 18 <input type="radio"/> 22 <input type="radio"/> 3 <input type="radio"/> 7 <input type="radio"/> 11 <input type="radio"/> 15 <input type="radio"/> 19 <input type="radio"/> 99 <input type="radio"/> 4 <input type="radio"/> 8 <input type="radio"/> 12 <input type="radio"/> 16 <input type="radio"/> 20



Section 7 - Previous Employment

For persons not working during the week ending September 28th, 2024

PERSON #	7.1 Has ... ever had a job in the Cayman Islands? 1...Yes 2...No 99..DK/NS If 2 or 99, GO TO 8.1.	7.2 How long has been without work? 1... < 1 month 2... ≥ 1 to < 3 months 3... ≥ 3 to < 6 months 4... ≥ 6 to < 12 months 5... ≥ 12months 99..DK/NS	7.3 What was ...'s last occupation? <i>Probe, get details</i>
	1	<input type="radio"/> 1 <input type="radio"/> 2 <input type="radio"/> 99	<input type="radio"/> 1 <input type="radio"/> 4 <input type="radio"/> 2 <input type="radio"/> 5 <input type="radio"/> 3 <input type="radio"/> 99
2	<input type="radio"/> 1 <input type="radio"/> 2 <input type="radio"/> 99	<input type="radio"/> 1 <input type="radio"/> 4 <input type="radio"/> 2 <input type="radio"/> 5 <input type="radio"/> 3 <input type="radio"/> 99	<hr/> <hr/> <div style="border: 1px solid black; width: 100px; height: 20px; margin: 0 auto;"></div>
3	<input type="radio"/> 1 <input type="radio"/> 2 <input type="radio"/> 99	<input type="radio"/> 1 <input type="radio"/> 4 <input type="radio"/> 2 <input type="radio"/> 5 <input type="radio"/> 3 <input type="radio"/> 99	<hr/> <hr/> <div style="border: 1px solid black; width: 100px; height: 20px; margin: 0 auto;"></div>
4	<input type="radio"/> 1 <input type="radio"/> 2 <input type="radio"/> 99	<input type="radio"/> 1 <input type="radio"/> 4 <input type="radio"/> 2 <input type="radio"/> 5 <input type="radio"/> 3 <input type="radio"/> 99	<hr/> <hr/> <div style="border: 1px solid black; width: 100px; height: 20px; margin: 0 auto;"></div>
5	<input type="radio"/> 1 <input type="radio"/> 2 <input type="radio"/> 99	<input type="radio"/> 1 <input type="radio"/> 4 <input type="radio"/> 2 <input type="radio"/> 5 <input type="radio"/> 3 <input type="radio"/> 99	<hr/> <hr/> <div style="border: 1px solid black; width: 100px; height: 20px; margin: 0 auto;"></div>
6	<input type="radio"/> 1 <input type="radio"/> 2 <input type="radio"/> 99	<input type="radio"/> 1 <input type="radio"/> 4 <input type="radio"/> 2 <input type="radio"/> 5 <input type="radio"/> 3 <input type="radio"/> 99	<hr/> <hr/> <div style="border: 1px solid black; width: 100px; height: 20px; margin: 0 auto;"></div>

* 1 0 0 0 0 0 0 *



Draft



Section 7 - Previous Employment (cont'd)

For persons not working during the week ending September 28th, 2024

PERSON #	7.4 What is the name of the business where ... last worked?	7.5 Why did ... stop working?			
	<i>If not obvious from the name of the business or government department given, add the main activity of the business.</i>	1...Job Completed 2...Contract Ended 3...Resigned - Personal Reasons 4...Resigned - Job conditions 5...Lost job - Dismissed 6...Laid-off 7...Made Redundant 8...Business failed 9...Retired 10...Moved to new area 11...Medically unfit 12...No longer wanted to work 13...Other, please specify 99..DK/NS			
1	_____ _____ <div style="border: 1px solid black; width: 100px; height: 20px; margin: 5px auto;"></div>	<input type="radio"/> 1	<input type="radio"/> 5	<input type="radio"/> 9	<input type="radio"/> 13
		<input type="radio"/> 2	<input type="radio"/> 6	<input type="radio"/> 10	_____
		<input type="radio"/> 3	<input type="radio"/> 7	<input type="radio"/> 11	
		<input type="radio"/> 4	<input type="radio"/> 8	<input type="radio"/> 12	<input type="radio"/> 99
2	_____ _____ <div style="border: 1px solid black; width: 100px; height: 20px; margin: 5px auto;"></div>	<input type="radio"/> 1	<input type="radio"/> 5	<input type="radio"/> 9	<input type="radio"/> 13
		<input type="radio"/> 2	<input type="radio"/> 6	<input type="radio"/> 10	_____
		<input type="radio"/> 3	<input type="radio"/> 7	<input type="radio"/> 11	
		<input type="radio"/> 4	<input type="radio"/> 8	<input type="radio"/> 12	<input type="radio"/> 99
3	_____ _____ <div style="border: 1px solid black; width: 100px; height: 20px; margin: 5px auto;"></div>	<input type="radio"/> 1	<input type="radio"/> 5	<input type="radio"/> 9	<input type="radio"/> 13
		<input type="radio"/> 2	<input type="radio"/> 6	<input type="radio"/> 10	_____
		<input type="radio"/> 3	<input type="radio"/> 7	<input type="radio"/> 11	
		<input type="radio"/> 4	<input type="radio"/> 8	<input type="radio"/> 12	<input type="radio"/> 99
4	_____ _____ <div style="border: 1px solid black; width: 100px; height: 20px; margin: 5px auto;"></div>	<input type="radio"/> 1	<input type="radio"/> 5	<input type="radio"/> 9	<input type="radio"/> 13
		<input type="radio"/> 2	<input type="radio"/> 6	<input type="radio"/> 10	_____
		<input type="radio"/> 3	<input type="radio"/> 7	<input type="radio"/> 11	
		<input type="radio"/> 4	<input type="radio"/> 8	<input type="radio"/> 12	<input type="radio"/> 99
5	_____ _____ <div style="border: 1px solid black; width: 100px; height: 20px; margin: 5px auto;"></div>	<input type="radio"/> 1	<input type="radio"/> 5	<input type="radio"/> 9	<input type="radio"/> 13
		<input type="radio"/> 2	<input type="radio"/> 6	<input type="radio"/> 10	_____
		<input type="radio"/> 3	<input type="radio"/> 7	<input type="radio"/> 11	
		<input type="radio"/> 4	<input type="radio"/> 8	<input type="radio"/> 12	<input type="radio"/> 99
6	_____ _____ <div style="border: 1px solid black; width: 100px; height: 20px; margin: 5px auto;"></div>	<input type="radio"/> 1	<input type="radio"/> 5	<input type="radio"/> 9	<input type="radio"/> 13
		<input type="radio"/> 2	<input type="radio"/> 6	<input type="radio"/> 10	_____
		<input type="radio"/> 3	<input type="radio"/> 7	<input type="radio"/> 11	
		<input type="radio"/> 4	<input type="radio"/> 8	<input type="radio"/> 12	<input type="radio"/> 99



Section 8 - Dwelling Characteristics

To be answered by the Head of the household or a responsible adult.

8.1 The dwelling you occupied during week ending September 28th, 2024 was

- | | | | |
|---|--|---|--------------------------------|
| <input type="radio"/> 1 Detached house | <input type="radio"/> 5 Condominium/townhouse | <input type="radio"/> 9 Boat/yacht | <input type="radio"/> 99 DK/NS |
| <input type="radio"/> 2 Semi-detached house | <input type="radio"/> 6 Studio | <input type="radio"/> 10 Other (please specify) _____ | |
| <input type="radio"/> 3 Duplex | <input type="radio"/> 7 One-room | | |
| <input type="radio"/> 4 Apartment | <input type="radio"/> 8 Combined business/dwelling | _____ | |

8.2 Number of rooms

8.3 Number of bedrooms

8.4 Is this accommodation owned or rented by a household member?

- | | |
|---|---|
| <input type="radio"/> 1 Owned without mortgage | <input type="radio"/> 4 Rent paid by non-household members → GO TO 8.6 |
| <input type="radio"/> 2 Owned with mortgage | <input type="radio"/> 5 Other (specify) _____ |
| <input type="radio"/> 3 Rent paid by household members → GO TO 8.6 | <input type="radio"/> 99 DK/NS |

8.5 Is the dwelling owned by a member of this household?

- ☐ 1 Yes → If yes, identify the person(s) Person No. ☐ 1 ☐ 2 ☐ 3 ☐ 4 ☐ 5 ☐ 6 ☐ 7 ☐ 8 ☐ 9 ☐ 10
- ☐ 2 No
- ☐ 99 DK/NS

8.6 The dwelling occupied during the week ending September 28th, 2024 was owned by ...

- | | |
|---|---|
| <input type="radio"/> 1 Caymanian | <input type="radio"/> 5 Combined ownership: Caymanian & Non Caymanian |
| <input type="radio"/> 2 Non Caymanian | <input type="radio"/> 6 Don't Know - Rented from a rental agency/property manager |
| <input type="radio"/> 3 Combined ownership: Caymanian | <input type="radio"/> 7 Don't Know - Rented from the owner |
| <input type="radio"/> 4 Combined ownership: Non Caymanian | <input type="radio"/> 99 DK/NS |

If q8.4 is 1 or 2, **CONTINUE** else **GO TO 8.9**

8.7 How much do you think it would have cost to rent a similar accommodation per month?

CI\$,

If DK/NS use 99,999

8.8 What is the estimated mortgage payment for this accommodation?

CI\$,

If DK/NS use 99,999

GO TO 8.11

8.9 How much rent do you pay for this accommodation?

CI\$,

If DK/NS use 99,999

8.10 Does the rent include any of the following utilities?

Read List
(Multiple answers allowed)

- | | | | | |
|-------------------------------------|-------------------------------|-------------------------------|---|--------------------------------|
| <input type="radio"/> 1 Electricity | <input type="radio"/> 2 Water | <input type="radio"/> 3 Cable | <input type="radio"/> 4 No utilities included | <input type="radio"/> 99 DK/NS |
|-------------------------------------|-------------------------------|-------------------------------|---|--------------------------------|

8.11 Does the household have the following insurance?

- | | | | |
|--------------------------------|-----------------------------|----------------------------|--------------------------------|
| 1. Housing structure insurance | <input type="radio"/> 1 Yes | <input type="radio"/> 2 No | <input type="radio"/> 99 DK/NS |
| 2. Content insurance | <input type="radio"/> 1 Yes | <input type="radio"/> 2 No | <input type="radio"/> 99 DK/NS |

If q8.11.1 is 1 **CONTINUE** else **GO TO 8.13**



Section 8 - Dwelling Characteristics (cont'd)

To be answered by the Head of the household or a responsible adult.

8.12 Was this dwelling revalued before purchasing housing structure insurance in the last year, i.e September 29th, 2023 to September 28th, 2024? ☐ 1 Yes ☐ 2 No ☐ 99 DK/NS

8.13 Does this household have the following?

- | | | | |
|---------------------|--|------------------|--|
| 1. Internet at home | <input type="radio"/> 1 Yes <input type="radio"/> 2 No | 3. Internet TV | <input type="radio"/> 1 Yes <input type="radio"/> 2 No |
| 2. Cable/Satellite | <input type="radio"/> 1 Yes <input type="radio"/> 2 No | 4. Air condition | <input type="radio"/> 1 Yes <input type="radio"/> 2 No |

8.14 How many of the following does this household own? If NONE, write zero (0).

- | | | | |
|------------------------|----------------------|----------------------|----------------------|
| 1. Telephone landlines | <input type="text"/> | 4. Tablets/e-readers | <input type="text"/> |
| 2. Cell phones | <input type="text"/> | 5. Motor vehicles | <input type="text"/> |
| 3. Computers/laptops | <input type="text"/> | | |

8.15 Has this household ever been DISCONNECTED from the following household services in the past 6 months, i.e March 29th, 2024 to September 28th, 2024 because the bill was unaffordable?

- | | | | |
|-----------------------|---|------------------------|---|
| 1. Electricity | <input type="radio"/> 1 Yes <input type="radio"/> 2 No <input type="radio"/> 99 N/A | 4. Water | <input type="radio"/> 1 Yes <input type="radio"/> 2 No <input type="radio"/> 99 N/A |
| 2. Landline telephone | <input type="radio"/> 1 Yes <input type="radio"/> 2 No <input type="radio"/> 99 N/A | 5. Electronic Security | <input type="radio"/> 1 Yes <input type="radio"/> 2 No <input type="radio"/> 99 N/A |
| 3. Internet Services | <input type="radio"/> 1 Yes <input type="radio"/> 2 No <input type="radio"/> 99 N/A | | |

8.16 In the past 6 months, i.e March 29th, 2024 to September 28th, 2024, how often did this household...?

- | | |
|----------------------------|---|
| 1. Reuse/recycle materials | <input type="radio"/> 1 Always <input type="radio"/> 2 Most of the time <input type="radio"/> 3 Sometimes <input type="radio"/> 4 Never |
| 2. Seperate/Sort waste | <input type="radio"/> 1 Always <input type="radio"/> 2 Most of the time <input type="radio"/> 3 Sometimes <input type="radio"/> 4 Never |
| 3. Conserve energy | <input type="radio"/> 1 Always <input type="radio"/> 2 Most of the time <input type="radio"/> 3 Sometimes <input type="radio"/> 4 Never |
| 4. Reduce waste | <input type="radio"/> 1 Always <input type="radio"/> 2 Most of the time <input type="radio"/> 3 Sometimes <input type="radio"/> 4 Never |
| 5. Conserve water | <input type="radio"/> 1 Always <input type="radio"/> 2 Most of the time <input type="radio"/> 3 Sometimes <input type="radio"/> 4 Never |

8.17 How many household employees does this household employ? Please provide the number of persons by primary task. If NONE, write zero (0).

- | | | | | | | | | | |
|--------------------|----------------------|-------------|----------------------|---------------------|----------------------|------------------------------|----------------------|----------|----------------------|
| 1. Domestic Helper | <input type="text"/> | 2. Gardener | <input type="text"/> | 3. Nanny (Children) | <input type="text"/> | 4. Care Giver (Elderly/Sick) | <input type="text"/> | 5. Other | <input type="text"/> |
|--------------------|----------------------|-------------|----------------------|---------------------|----------------------|------------------------------|----------------------|----------|----------------------|

If no household employees, GO TO 8.19

8.18 How many of your household employees live in?

8.19 What is the estimated average monthly expenses of this household?

CI\$,

If DK/NS use 99,999



Section 9 - Quality of Life

To be completed for persons aged 18+

PERSON #	9.1 During the past 6 months, i.e March 29th, 2024 to September 28th, 2024, was ... behind in paying any of the following expenses? <i>Multiple Responses Allowed</i> 1....Rent Payment 2...Electricity 3...Water 4....Mortgage repayments 5....Credit Card payments 6....Insurance services 7....Telephone 8....Child Support/Maintenance 9....Other Loans 10...None of these 99..DK/NS	9.2 During the past 6 months, i.e March 29th, 2024 to September 28th, 2024, Are you satisfied that the organization's benefits/salary package for the last year is enough to cover your current standard of living costs? <i>Multiple Responses Allowed</i> 1....Very satisfied 2...Satisfied 3....Neither satisfied nor dissatisfied 4....Dissatisfied 5....Very dissatisfied 6....Not applicable	9.3 Which of the following items have ... personally gone without in the last 6 months, i.e March 29th, 2024 to September 28th, 2024. due to a lack of money? <i>Multiple Responses Allowed</i> 1....New clothes 2...New shoes 3...Dining Out 4...Going to social gatherings 5...Paid hobby or sport 6...Paid holiday with family 7...Transport Expenses 8...Didn't have a shortage of money 99..DK/NS
	1	<input type="radio"/> 1 <input type="radio"/> 4 <input type="radio"/> 7 <input type="radio"/> 10 <input type="radio"/> 2 <input type="radio"/> 5 <input type="radio"/> 8 <input type="radio"/> 99 <input type="radio"/> 3 <input type="radio"/> 6 <input type="radio"/> 9	<input type="radio"/> 1 <input type="radio"/> 4 <input type="radio"/> 99 <input type="radio"/> 2 <input type="radio"/> 5 <input type="radio"/> 3 <input type="radio"/> 6
2	<input type="radio"/> 1 <input type="radio"/> 4 <input type="radio"/> 7 <input type="radio"/> 10 <input type="radio"/> 2 <input type="radio"/> 5 <input type="radio"/> 8 <input type="radio"/> 99 <input type="radio"/> 3 <input type="radio"/> 6 <input type="radio"/> 9	<input type="radio"/> 1 <input type="radio"/> 4 <input type="radio"/> 99 <input type="radio"/> 2 <input type="radio"/> 5 <input type="radio"/> 3 <input type="radio"/> 6	<input type="radio"/> 1 <input type="radio"/> 4 <input type="radio"/> 7 <input type="radio"/> 2 <input type="radio"/> 5 <input type="radio"/> 8 <input type="radio"/> 3 <input type="radio"/> 6 <input type="radio"/> 99
3	<input type="radio"/> 1 <input type="radio"/> 4 <input type="radio"/> 7 <input type="radio"/> 10 <input type="radio"/> 2 <input type="radio"/> 5 <input type="radio"/> 8 <input type="radio"/> 99 <input type="radio"/> 3 <input type="radio"/> 6 <input type="radio"/> 9	<input type="radio"/> 1 <input type="radio"/> 4 <input type="radio"/> 99 <input type="radio"/> 2 <input type="radio"/> 5 <input type="radio"/> 3 <input type="radio"/> 6	<input type="radio"/> 1 <input type="radio"/> 4 <input type="radio"/> 7 <input type="radio"/> 2 <input type="radio"/> 5 <input type="radio"/> 8 <input type="radio"/> 3 <input type="radio"/> 6 <input type="radio"/> 99
4	<input type="radio"/> 1 <input type="radio"/> 4 <input type="radio"/> 7 <input type="radio"/> 10 <input type="radio"/> 2 <input type="radio"/> 5 <input type="radio"/> 8 <input type="radio"/> 99 <input type="radio"/> 3 <input type="radio"/> 6 <input type="radio"/> 9	<input type="radio"/> 1 <input type="radio"/> 4 <input type="radio"/> 99 <input type="radio"/> 2 <input type="radio"/> 5 <input type="radio"/> 3 <input type="radio"/> 6	<input type="radio"/> 1 <input type="radio"/> 4 <input type="radio"/> 7 <input type="radio"/> 2 <input type="radio"/> 5 <input type="radio"/> 8 <input type="radio"/> 3 <input type="radio"/> 6 <input type="radio"/> 99
5	<input type="radio"/> 1 <input type="radio"/> 4 <input type="radio"/> 7 <input type="radio"/> 10 <input type="radio"/> 2 <input type="radio"/> 5 <input type="radio"/> 8 <input type="radio"/> 99 <input type="radio"/> 3 <input type="radio"/> 6 <input type="radio"/> 9	<input type="radio"/> 1 <input type="radio"/> 4 <input type="radio"/> 99 <input type="radio"/> 2 <input type="radio"/> 5 <input type="radio"/> 3 <input type="radio"/> 6	<input type="radio"/> 1 <input type="radio"/> 4 <input type="radio"/> 7 <input type="radio"/> 2 <input type="radio"/> 5 <input type="radio"/> 8 <input type="radio"/> 3 <input type="radio"/> 6 <input type="radio"/> 99
6	<input type="radio"/> 1 <input type="radio"/> 4 <input type="radio"/> 7 <input type="radio"/> 10 <input type="radio"/> 2 <input type="radio"/> 5 <input type="radio"/> 8 <input type="radio"/> 99 <input type="radio"/> 3 <input type="radio"/> 6 <input type="radio"/> 9	<input type="radio"/> 1 <input type="radio"/> 4 <input type="radio"/> 99 <input type="radio"/> 2 <input type="radio"/> 5 <input type="radio"/> 3 <input type="radio"/> 6	<input type="radio"/> 1 <input type="radio"/> 4 <input type="radio"/> 7 <input type="radio"/> 2 <input type="radio"/> 5 <input type="radio"/> 8 <input type="radio"/> 3 <input type="radio"/> 6 <input type="radio"/> 99



Draft



Section 9 - Quality of Life (cont'd)

To be completed for persons aged 18+


PERSON #	9.4 Looking back over ... life in the Cayman Islands, how often does ... think ... lived in poverty?	9.5 Has anything happened within the LAST TWO YEARS to ... which has ...	9.6 Is there anything ... expect to happen within the NEXT TWO YEARS which will ...	9.7 What is the estimated monthly cost in CI\$, that ... think is necessary to maintain ... standard of living?
		1...Never 2...Rarely 3...Occasionally 4...Often 5...Most of the time 99..DK/NS	1...Improved standard of living 2...Reduced standard of living 3...Increased income 4...Reduced income 5...None of these 99..DK/NS	1...Improve standard of living 2...Reduce standard of living 3...Increase income 4...Reduce income 5...None of these 99..DK/NS
1	<input type="radio"/> 1 <input type="radio"/> 4 <input type="radio"/> 2 <input type="radio"/> 5 <input type="radio"/> 3 <input type="radio"/> 99	<input type="radio"/> 1 <input type="radio"/> 4 <input type="radio"/> 2 <input type="radio"/> 5 <input type="radio"/> 3 <input type="radio"/> 99	<input type="radio"/> 1 <input type="radio"/> 4 <input type="radio"/> 2 <input type="radio"/> 5 <input type="radio"/> 3 <input type="radio"/> 99	<input type="text"/> <input type="text"/> <input type="text"/> <input type="text"/> <input type="text"/>
2	<input type="radio"/> 1 <input type="radio"/> 4 <input type="radio"/> 2 <input type="radio"/> 5 <input type="radio"/> 3 <input type="radio"/> 99	<input type="radio"/> 1 <input type="radio"/> 4 <input type="radio"/> 2 <input type="radio"/> 5 <input type="radio"/> 3 <input type="radio"/> 99	<input type="radio"/> 1 <input type="radio"/> 4 <input type="radio"/> 2 <input type="radio"/> 5 <input type="radio"/> 3 <input type="radio"/> 99	<input type="text"/> <input type="text"/> <input type="text"/> <input type="text"/> <input type="text"/>
3	<input type="radio"/> 1 <input type="radio"/> 4 <input type="radio"/> 2 <input type="radio"/> 5 <input type="radio"/> 3 <input type="radio"/> 99	<input type="radio"/> 1 <input type="radio"/> 4 <input type="radio"/> 2 <input type="radio"/> 5 <input type="radio"/> 3 <input type="radio"/> 99	<input type="radio"/> 1 <input type="radio"/> 4 <input type="radio"/> 2 <input type="radio"/> 5 <input type="radio"/> 3 <input type="radio"/> 99	<input type="text"/> <input type="text"/> <input type="text"/> <input type="text"/> <input type="text"/>
4	<input type="radio"/> 1 <input type="radio"/> 4 <input type="radio"/> 2 <input type="radio"/> 5 <input type="radio"/> 3 <input type="radio"/> 99	<input type="radio"/> 1 <input type="radio"/> 4 <input type="radio"/> 2 <input type="radio"/> 5 <input type="radio"/> 3 <input type="radio"/> 99	<input type="radio"/> 1 <input type="radio"/> 4 <input type="radio"/> 2 <input type="radio"/> 5 <input type="radio"/> 3 <input type="radio"/> 99	<input type="text"/> <input type="text"/> <input type="text"/> <input type="text"/> <input type="text"/>
5	<input type="radio"/> 1 <input type="radio"/> 4 <input type="radio"/> 2 <input type="radio"/> 5 <input type="radio"/> 3 <input type="radio"/> 99	<input type="radio"/> 1 <input type="radio"/> 4 <input type="radio"/> 2 <input type="radio"/> 5 <input type="radio"/> 3 <input type="radio"/> 99	<input type="radio"/> 1 <input type="radio"/> 4 <input type="radio"/> 2 <input type="radio"/> 5 <input type="radio"/> 3 <input type="radio"/> 99	<input type="text"/> <input type="text"/> <input type="text"/> <input type="text"/> <input type="text"/>
6	<input type="radio"/> 1 <input type="radio"/> 4 <input type="radio"/> 2 <input type="radio"/> 5 <input type="radio"/> 3 <input type="radio"/> 99	<input type="radio"/> 1 <input type="radio"/> 4 <input type="radio"/> 2 <input type="radio"/> 5 <input type="radio"/> 3 <input type="radio"/> 99	<input type="radio"/> 1 <input type="radio"/> 4 <input type="radio"/> 2 <input type="radio"/> 5 <input type="radio"/> 3 <input type="radio"/> 99	<input type="text"/> <input type="text"/> <input type="text"/> <input type="text"/> <input type="text"/>



Section 9 - Quality of Life (cont'd)

To be completed for persons aged 18+

PERSON #	9.8 Has ... had to give up meals within the last four (4) weeks. (i.e. August 31st - September 28th, 2024), due to a lack of resources of any kind? 1....Yes 2....No 3....Prefer not to say 99..DK/NS If 2, Go to Q9.10	9.9 How many days in the last four (4) (i.e. August 31st - September 28th, 2024) weeks has given up at least one meal due to a lack of resources of any kind? Use 99998 if respondent refused to say Use 99999 for DK/NS	9.10 In the Cayman Islands, how many persons can you count on for help if ... a....Sick b....Has financial problems c....Has emotional issues d....Needs Support in other personal events (funerals, property loss, etc.) 1....None 2....1 to 2 persons 3....3 to 5 persons 4....6 to 7 persons 5....8 or more persons 99..DK/NS			
			a	b	c	d
1	<input type="radio"/> 1 <input type="radio"/> 3 <input type="radio"/> 2 <input type="radio"/> 99	<div style="border: 1px solid black; width: 100px; height: 20px; margin: 0 auto;"></div>	<input type="radio"/> 1 <input type="radio"/> 2 <input type="radio"/> 3 <input type="radio"/> 4 <input type="radio"/> 5 <input type="radio"/> 99	<input type="radio"/> 1 <input type="radio"/> 2 <input type="radio"/> 3 <input type="radio"/> 4 <input type="radio"/> 5 <input type="radio"/> 99	<input type="radio"/> 1 <input type="radio"/> 2 <input type="radio"/> 3 <input type="radio"/> 4 <input type="radio"/> 5 <input type="radio"/> 99	<input type="radio"/> 1 <input type="radio"/> 2 <input type="radio"/> 3 <input type="radio"/> 4 <input type="radio"/> 5 <input type="radio"/> 99
2	<input type="radio"/> 1 <input type="radio"/> 3 <input type="radio"/> 2 <input type="radio"/> 99	<div style="border: 1px solid black; width: 100px; height: 20px; margin: 0 auto;"></div>	<input type="radio"/> 1 <input type="radio"/> 2 <input type="radio"/> 3 <input type="radio"/> 4 <input type="radio"/> 5 <input type="radio"/> 99	<input type="radio"/> 1 <input type="radio"/> 2 <input type="radio"/> 3 <input type="radio"/> 4 <input type="radio"/> 5 <input type="radio"/> 99	<input type="radio"/> 1 <input type="radio"/> 2 <input type="radio"/> 3 <input type="radio"/> 4 <input type="radio"/> 5 <input type="radio"/> 99	<input type="radio"/> 1 <input type="radio"/> 2 <input type="radio"/> 3 <input type="radio"/> 4 <input type="radio"/> 5 <input type="radio"/> 99
3	<input type="radio"/> 1 <input type="radio"/> 3 <input type="radio"/> 2 <input type="radio"/> 99	<div style="border: 1px solid black; width: 100px; height: 20px; margin: 0 auto;"></div>	<input type="radio"/> 1 <input type="radio"/> 2 <input type="radio"/> 3 <input type="radio"/> 4 <input type="radio"/> 5 <input type="radio"/> 99	<input type="radio"/> 1 <input type="radio"/> 2 <input type="radio"/> 3 <input type="radio"/> 4 <input type="radio"/> 5 <input type="radio"/> 99	<input type="radio"/> 1 <input type="radio"/> 2 <input type="radio"/> 3 <input type="radio"/> 4 <input type="radio"/> 5 <input type="radio"/> 99	<input type="radio"/> 1 <input type="radio"/> 2 <input type="radio"/> 3 <input type="radio"/> 4 <input type="radio"/> 5 <input type="radio"/> 99
4	<input type="radio"/> 1 <input type="radio"/> 3 <input type="radio"/> 2 <input type="radio"/> 99	<div style="border: 1px solid black; width: 100px; height: 20px; margin: 0 auto;"></div>	<input type="radio"/> 1 <input type="radio"/> 2 <input type="radio"/> 3 <input type="radio"/> 4 <input type="radio"/> 5 <input type="radio"/> 99	<input type="radio"/> 1 <input type="radio"/> 2 <input type="radio"/> 3 <input type="radio"/> 4 <input type="radio"/> 5 <input type="radio"/> 99	<input type="radio"/> 1 <input type="radio"/> 2 <input type="radio"/> 3 <input type="radio"/> 4 <input type="radio"/> 5 <input type="radio"/> 99	<input type="radio"/> 1 <input type="radio"/> 2 <input type="radio"/> 3 <input type="radio"/> 4 <input type="radio"/> 5 <input type="radio"/> 99
5	<input type="radio"/> 1 <input type="radio"/> 3 <input type="radio"/> 2 <input type="radio"/> 99	<div style="border: 1px solid black; width: 100px; height: 20px; margin: 0 auto;"></div>	<input type="radio"/> 1 <input type="radio"/> 2 <input type="radio"/> 3 <input type="radio"/> 4 <input type="radio"/> 5 <input type="radio"/> 99	<input type="radio"/> 1 <input type="radio"/> 2 <input type="radio"/> 3 <input type="radio"/> 4 <input type="radio"/> 5 <input type="radio"/> 99	<input type="radio"/> 1 <input type="radio"/> 2 <input type="radio"/> 3 <input type="radio"/> 4 <input type="radio"/> 5 <input type="radio"/> 99	<input type="radio"/> 1 <input type="radio"/> 2 <input type="radio"/> 3 <input type="radio"/> 4 <input type="radio"/> 5 <input type="radio"/> 99
6	<input type="radio"/> 1 <input type="radio"/> 3 <input type="radio"/> 2 <input type="radio"/> 99	<div style="border: 1px solid black; width: 100px; height: 20px; margin: 0 auto;"></div>	<input type="radio"/> 1 <input type="radio"/> 2 <input type="radio"/> 3 <input type="radio"/> 4 <input type="radio"/> 5 <input type="radio"/> 99	<input type="radio"/> 1 <input type="radio"/> 2 <input type="radio"/> 3 <input type="radio"/> 4 <input type="radio"/> 5 <input type="radio"/> 99	<input type="radio"/> 1 <input type="radio"/> 2 <input type="radio"/> 3 <input type="radio"/> 4 <input type="radio"/> 5 <input type="radio"/> 99	<input type="radio"/> 1 <input type="radio"/> 2 <input type="radio"/> 3 <input type="radio"/> 4 <input type="radio"/> 5 <input type="radio"/> 99



Draft



Section 9 - Quality of Life (cont'd)

To be completed for persons aged 18+

PERSON #	9.11 On a scale from 1 to 5, 1 being very satisfied, 2 being satisfied, 3 neither satisfied nor dissatisfied, 4 being dissatisfied and 5 very dissatisfied. How satisfied are ... with the following aspects of ... life? a....Physical Health b....Standard of living c....Occupation/Job d....Relationship with Family e....Relationship with Coworkers f....Cayman's Development g....Work Life Balance							9.12 On a scale from 1 to 5, 1 being excellent, 2 being good, 3 being fair, 4 being poor and 5 being very poor. In general, would ... say that ... mental health is: 1....Excellent 2....Good 3....Fair 4....Poor 5....Very Poor 99..DK/NS		9.13 On a scale from 1 to 5, 1 being very satisfied, 2 being satisfied, 3 neither satisfied nor dissatisfied, 4 being dissatisfied, 5 very dissatisfied and 6 never used. On the last occasion ... used the public hospital or clinic, how satisfied was ... with each of the following: a....Skills and competency of staff b....Overall cleanliness of the facility c....Friendliness and courtesy of the staff d....The treatment/medicine prescribed e....Waiting time of service				
	a	b	c	d	e	f	g			a	b	c	d	e
1	<input type="radio"/> 1 <input type="radio"/> 2 <input type="radio"/> 3 <input type="radio"/> 4 <input type="radio"/> 5 <input type="radio"/> 99	<input type="radio"/> 1 <input type="radio"/> 2 <input type="radio"/> 3 <input type="radio"/> 4 <input type="radio"/> 5 <input type="radio"/> 99	<input type="radio"/> 1 <input type="radio"/> 2 <input type="radio"/> 3 <input type="radio"/> 4 <input type="radio"/> 5 <input type="radio"/> 99	<input type="radio"/> 1 <input type="radio"/> 2 <input type="radio"/> 3 <input type="radio"/> 4 <input type="radio"/> 5 <input type="radio"/> 99	<input type="radio"/> 1 <input type="radio"/> 2 <input type="radio"/> 3 <input type="radio"/> 4 <input type="radio"/> 5 <input type="radio"/> 99	<input type="radio"/> 1 <input type="radio"/> 2 <input type="radio"/> 3 <input type="radio"/> 4 <input type="radio"/> 5 <input type="radio"/> 99	<input type="radio"/> 1 <input type="radio"/> 2 <input type="radio"/> 3 <input type="radio"/> 4 <input type="radio"/> 5 <input type="radio"/> 99	<input type="radio"/> 1 <input type="radio"/> 2 <input type="radio"/> 3 <input type="radio"/> 4 <input type="radio"/> 5 <input type="radio"/> 99	<input type="radio"/> 1 <input type="radio"/> 2 <input type="radio"/> 3 <input type="radio"/> 4 <input type="radio"/> 5 <input type="radio"/> 99	<input type="radio"/> 1 <input type="radio"/> 2 <input type="radio"/> 3 <input type="radio"/> 4 <input type="radio"/> 5 <input type="radio"/> 6	<input type="radio"/> 1 <input type="radio"/> 2 <input type="radio"/> 3 <input type="radio"/> 4 <input type="radio"/> 5 <input type="radio"/> 6	<input type="radio"/> 1 <input type="radio"/> 2 <input type="radio"/> 3 <input type="radio"/> 4 <input type="radio"/> 5 <input type="radio"/> 6	<input type="radio"/> 1 <input type="radio"/> 2 <input type="radio"/> 3 <input type="radio"/> 4 <input type="radio"/> 5 <input type="radio"/> 6	<input type="radio"/> 1 <input type="radio"/> 2 <input type="radio"/> 3 <input type="radio"/> 4 <input type="radio"/> 5 <input type="radio"/> 6
2	<input type="radio"/> 1 <input type="radio"/> 2 <input type="radio"/> 3 <input type="radio"/> 4 <input type="radio"/> 5 <input type="radio"/> 99	<input type="radio"/> 1 <input type="radio"/> 2 <input type="radio"/> 3 <input type="radio"/> 4 <input type="radio"/> 5 <input type="radio"/> 99	<input type="radio"/> 1 <input type="radio"/> 2 <input type="radio"/> 3 <input type="radio"/> 4 <input type="radio"/> 5 <input type="radio"/> 99	<input type="radio"/> 1 <input type="radio"/> 2 <input type="radio"/> 3 <input type="radio"/> 4 <input type="radio"/> 5 <input type="radio"/> 99	<input type="radio"/> 1 <input type="radio"/> 2 <input type="radio"/> 3 <input type="radio"/> 4 <input type="radio"/> 5 <input type="radio"/> 99	<input type="radio"/> 1 <input type="radio"/> 2 <input type="radio"/> 3 <input type="radio"/> 4 <input type="radio"/> 5 <input type="radio"/> 99	<input type="radio"/> 1 <input type="radio"/> 2 <input type="radio"/> 3 <input type="radio"/> 4 <input type="radio"/> 5 <input type="radio"/> 99	<input type="radio"/> 1 <input type="radio"/> 2 <input type="radio"/> 3 <input type="radio"/> 4 <input type="radio"/> 5 <input type="radio"/> 99	<input type="radio"/> 1 <input type="radio"/> 2 <input type="radio"/> 3 <input type="radio"/> 4 <input type="radio"/> 5 <input type="radio"/> 99	<input type="radio"/> 1 <input type="radio"/> 2 <input type="radio"/> 3 <input type="radio"/> 4 <input type="radio"/> 5 <input type="radio"/> 6	<input type="radio"/> 1 <input type="radio"/> 2 <input type="radio"/> 3 <input type="radio"/> 4 <input type="radio"/> 5 <input type="radio"/> 6	<input type="radio"/> 1 <input type="radio"/> 2 <input type="radio"/> 3 <input type="radio"/> 4 <input type="radio"/> 5 <input type="radio"/> 6	<input type="radio"/> 1 <input type="radio"/> 2 <input type="radio"/> 3 <input type="radio"/> 4 <input type="radio"/> 5 <input type="radio"/> 6	<input type="radio"/> 1 <input type="radio"/> 2 <input type="radio"/> 3 <input type="radio"/> 4 <input type="radio"/> 5 <input type="radio"/> 6
3	<input type="radio"/> 1 <input type="radio"/> 2 <input type="radio"/> 3 <input type="radio"/> 4 <input type="radio"/> 5 <input type="radio"/> 99	<input type="radio"/> 1 <input type="radio"/> 2 <input type="radio"/> 3 <input type="radio"/> 4 <input type="radio"/> 5 <input type="radio"/> 99	<input type="radio"/> 1 <input type="radio"/> 2 <input type="radio"/> 3 <input type="radio"/> 4 <input type="radio"/> 5 <input type="radio"/> 99	<input type="radio"/> 1 <input type="radio"/> 2 <input type="radio"/> 3 <input type="radio"/> 4 <input type="radio"/> 5 <input type="radio"/> 99	<input type="radio"/> 1 <input type="radio"/> 2 <input type="radio"/> 3 <input type="radio"/> 4 <input type="radio"/> 5 <input type="radio"/> 99	<input type="radio"/> 1 <input type="radio"/> 2 <input type="radio"/> 3 <input type="radio"/> 4 <input type="radio"/> 5 <input type="radio"/> 99	<input type="radio"/> 1 <input type="radio"/> 2 <input type="radio"/> 3 <input type="radio"/> 4 <input type="radio"/> 5 <input type="radio"/> 99	<input type="radio"/> 1 <input type="radio"/> 2 <input type="radio"/> 3 <input type="radio"/> 4 <input type="radio"/> 5 <input type="radio"/> 99	<input type="radio"/> 1 <input type="radio"/> 2 <input type="radio"/> 3 <input type="radio"/> 4 <input type="radio"/> 5 <input type="radio"/> 99	<input type="radio"/> 1 <input type="radio"/> 2 <input type="radio"/> 3 <input type="radio"/> 4 <input type="radio"/> 5 <input type="radio"/> 6	<input type="radio"/> 1 <input type="radio"/> 2 <input type="radio"/> 3 <input type="radio"/> 4 <input type="radio"/> 5 <input type="radio"/> 6	<input type="radio"/> 1 <input type="radio"/> 2 <input type="radio"/> 3 <input type="radio"/> 4 <input type="radio"/> 5 <input type="radio"/> 6	<input type="radio"/> 1 <input type="radio"/> 2 <input type="radio"/> 3 <input type="radio"/> 4 <input type="radio"/> 5 <input type="radio"/> 6	<input type="radio"/> 1 <input type="radio"/> 2 <input type="radio"/> 3 <input type="radio"/> 4 <input type="radio"/> 5 <input type="radio"/> 6
4	<input type="radio"/> 1 <input type="radio"/> 2 <input type="radio"/> 3 <input type="radio"/> 4 <input type="radio"/> 5 <input type="radio"/> 99	<input type="radio"/> 1 <input type="radio"/> 2 <input type="radio"/> 3 <input type="radio"/> 4 <input type="radio"/> 5 <input type="radio"/> 99	<input type="radio"/> 1 <input type="radio"/> 2 <input type="radio"/> 3 <input type="radio"/> 4 <input type="radio"/> 5 <input type="radio"/> 99	<input type="radio"/> 1 <input type="radio"/> 2 <input type="radio"/> 3 <input type="radio"/> 4 <input type="radio"/> 5 <input type="radio"/> 99	<input type="radio"/> 1 <input type="radio"/> 2 <input type="radio"/> 3 <input type="radio"/> 4 <input type="radio"/> 5 <input type="radio"/> 99	<input type="radio"/> 1 <input type="radio"/> 2 <input type="radio"/> 3 <input type="radio"/> 4 <input type="radio"/> 5 <input type="radio"/> 99	<input type="radio"/> 1 <input type="radio"/> 2 <input type="radio"/> 3 <input type="radio"/> 4 <input type="radio"/> 5 <input type="radio"/> 99	<input type="radio"/> 1 <input type="radio"/> 2 <input type="radio"/> 3 <input type="radio"/> 4 <input type="radio"/> 5 <input type="radio"/> 99	<input type="radio"/> 1 <input type="radio"/> 2 <input type="radio"/> 3 <input type="radio"/> 4 <input type="radio"/> 5 <input type="radio"/> 99	<input type="radio"/> 1 <input type="radio"/> 2 <input type="radio"/> 3 <input type="radio"/> 4 <input type="radio"/> 5 <input type="radio"/> 6	<input type="radio"/> 1 <input type="radio"/> 2 <input type="radio"/> 3 <input type="radio"/> 4 <input type="radio"/> 5 <input type="radio"/> 6	<input type="radio"/> 1 <input type="radio"/> 2 <input type="radio"/> 3 <input type="radio"/> 4 <input type="radio"/> 5 <input type="radio"/> 6	<input type="radio"/> 1 <input type="radio"/> 2 <input type="radio"/> 3 <input type="radio"/> 4 <input type="radio"/> 5 <input type="radio"/> 6	<input type="radio"/> 1 <input type="radio"/> 2 <input type="radio"/> 3 <input type="radio"/> 4 <input type="radio"/> 5 <input type="radio"/> 6
5	<input type="radio"/> 1 <input type="radio"/> 2 <input type="radio"/> 3 <input type="radio"/> 4 <input type="radio"/> 5 <input type="radio"/> 99	<input type="radio"/> 1 <input type="radio"/> 2 <input type="radio"/> 3 <input type="radio"/> 4 <input type="radio"/> 5 <input type="radio"/> 99	<input type="radio"/> 1 <input type="radio"/> 2 <input type="radio"/> 3 <input type="radio"/> 4 <input type="radio"/> 5 <input type="radio"/> 99	<input type="radio"/> 1 <input type="radio"/> 2 <input type="radio"/> 3 <input type="radio"/> 4 <input type="radio"/> 5 <input type="radio"/> 99	<input type="radio"/> 1 <input type="radio"/> 2 <input type="radio"/> 3 <input type="radio"/> 4 <input type="radio"/> 5 <input type="radio"/> 99	<input type="radio"/> 1 <input type="radio"/> 2 <input type="radio"/> 3 <input type="radio"/> 4 <input type="radio"/> 5 <input type="radio"/> 99	<input type="radio"/> 1 <input type="radio"/> 2 <input type="radio"/> 3 <input type="radio"/> 4 <input type="radio"/> 5 <input type="radio"/> 99	<input type="radio"/> 1 <input type="radio"/> 2 <input type="radio"/> 3 <input type="radio"/> 4 <input type="radio"/> 5 <input type="radio"/> 99	<input type="radio"/> 1 <input type="radio"/> 2 <input type="radio"/> 3 <input type="radio"/> 4 <input type="radio"/> 5 <input type="radio"/> 99	<input type="radio"/> 1 <input type="radio"/> 2 <input type="radio"/> 3 <input type="radio"/> 4 <input type="radio"/> 5 <input type="radio"/> 6	<input type="radio"/> 1 <input type="radio"/> 2 <input type="radio"/> 3 <input type="radio"/> 4 <input type="radio"/> 5 <input type="radio"/> 6	<input type="radio"/> 1 <input type="radio"/> 2 <input type="radio"/> 3 <input type="radio"/> 4 <input type="radio"/> 5 <input type="radio"/> 6	<input type="radio"/> 1 <input type="radio"/> 2 <input type="radio"/> 3 <input type="radio"/> 4 <input type="radio"/> 5 <input type="radio"/> 6	<input type="radio"/> 1 <input type="radio"/> 2 <input type="radio"/> 3 <input type="radio"/> 4 <input type="radio"/> 5 <input type="radio"/> 6
6	<input type="radio"/> 1 <input type="radio"/> 2 <input type="radio"/> 3 <input type="radio"/> 4 <input type="radio"/> 5 <input type="radio"/> 99	<input type="radio"/> 1 <input type="radio"/> 2 <input type="radio"/> 3 <input type="radio"/> 4 <input type="radio"/> 5 <input type="radio"/> 99	<input type="radio"/> 1 <input type="radio"/> 2 <input type="radio"/> 3 <input type="radio"/> 4 <input type="radio"/> 5 <input type="radio"/> 99	<input type="radio"/> 1 <input type="radio"/> 2 <input type="radio"/> 3 <input type="radio"/> 4 <input type="radio"/> 5 <input type="radio"/> 99	<input type="radio"/> 1 <input type="radio"/> 2 <input type="radio"/> 3 <input type="radio"/> 4 <input type="radio"/> 5 <input type="radio"/> 99	<input type="radio"/> 1 <input type="radio"/> 2 <input type="radio"/> 3 <input type="radio"/> 4 <input type="radio"/> 5 <input type="radio"/> 99	<input type="radio"/> 1 <input type="radio"/> 2 <input type="radio"/> 3 <input type="radio"/> 4 <input type="radio"/> 5 <input type="radio"/> 99	<input type="radio"/> 1 <input type="radio"/> 2 <input type="radio"/> 3 <input type="radio"/> 4 <input type="radio"/> 5 <input type="radio"/> 99	<input type="radio"/> 1 <input type="radio"/> 2 <input type="radio"/> 3 <input type="radio"/> 4 <input type="radio"/> 5 <input type="radio"/> 99	<input type="radio"/> 1 <input type="radio"/> 2 <input type="radio"/> 3 <input type="radio"/> 4 <input type="radio"/> 5 <input type="radio"/> 6	<input type="radio"/> 1 <input type="radio"/> 2 <input type="radio"/> 3 <input type="radio"/> 4 <input type="radio"/> 5 <input type="radio"/> 6	<input type="radio"/> 1 <input type="radio"/> 2 <input type="radio"/> 3 <input type="radio"/> 4 <input type="radio"/> 5 <input type="radio"/> 6	<input type="radio"/> 1 <input type="radio"/> 2 <input type="radio"/> 3 <input type="radio"/> 4 <input type="radio"/> 5 <input type="radio"/> 6	<input type="radio"/> 1 <input type="radio"/> 2 <input type="radio"/> 3 <input type="radio"/> 4 <input type="radio"/> 5 <input type="radio"/> 6



Draft



Section 9 - Quality of Life (cont'd)

To be completed for persons aged 18+

PERSON #	9.14 On a scale from 1 to 4, 1 being regularly, 2 being occasionally, 3 being rarely, 4 being not at all. How often do ...				9.15 On a scale from 1 to 4, 1 being always, 2 being most of the time, 3 being sometimes, 4 being never. In the past 6 months, did ...				9.16 What is the MAIN source of financing ... would use to immediately finance an unexpected payment of ... in CI\$			
	a	b	c	d	a	b	c	d	a	b	c	
1	<input type="radio"/> 1 <input type="radio"/> 2 <input type="radio"/> 3 <input type="radio"/> 4 <input type="radio"/> 99	<input type="radio"/> 1 <input type="radio"/> 2 <input type="radio"/> 3 <input type="radio"/> 4 <input type="radio"/> 99	<input type="radio"/> 1 <input type="radio"/> 2 <input type="radio"/> 3 <input type="radio"/> 4 <input type="radio"/> 99	<input type="radio"/> 1 <input type="radio"/> 2 <input type="radio"/> 3 <input type="radio"/> 4 <input type="radio"/> 99	<input type="radio"/> 1 <input type="radio"/> 2 <input type="radio"/> 3 <input type="radio"/> 4 <input type="radio"/> 99	<input type="radio"/> 1 <input type="radio"/> 2 <input type="radio"/> 3 <input type="radio"/> 4 <input type="radio"/> 99	<input type="radio"/> 1 <input type="radio"/> 2 <input type="radio"/> 3 <input type="radio"/> 4 <input type="radio"/> 99	<input type="radio"/> 1 <input type="radio"/> 2 <input type="radio"/> 3 <input type="radio"/> 4 <input type="radio"/> 99	<input type="radio"/> 1 <input type="radio"/> 2 <input type="radio"/> 3 <input type="radio"/> 4 <input type="radio"/> 5 <input type="radio"/> 6 <input type="radio"/> 7 <input type="radio"/> 99	<input type="radio"/> 1 <input type="radio"/> 2 <input type="radio"/> 3 <input type="radio"/> 4 <input type="radio"/> 5 <input type="radio"/> 6 <input type="radio"/> 7 <input type="radio"/> 99	<input type="radio"/> 1 <input type="radio"/> 2 <input type="radio"/> 3 <input type="radio"/> 4 <input type="radio"/> 5 <input type="radio"/> 6 <input type="radio"/> 7 <input type="radio"/> 99	<input type="radio"/> 1 <input type="radio"/> 2 <input type="radio"/> 3 <input type="radio"/> 4 <input type="radio"/> 5 <input type="radio"/> 6 <input type="radio"/> 7 <input type="radio"/> 99
2	<input type="radio"/> 1 <input type="radio"/> 2 <input type="radio"/> 3 <input type="radio"/> 4 <input type="radio"/> 99	<input type="radio"/> 1 <input type="radio"/> 2 <input type="radio"/> 3 <input type="radio"/> 4 <input type="radio"/> 99	<input type="radio"/> 1 <input type="radio"/> 2 <input type="radio"/> 3 <input type="radio"/> 4 <input type="radio"/> 99	<input type="radio"/> 1 <input type="radio"/> 2 <input type="radio"/> 3 <input type="radio"/> 4 <input type="radio"/> 99	<input type="radio"/> 1 <input type="radio"/> 2 <input type="radio"/> 3 <input type="radio"/> 4 <input type="radio"/> 99	<input type="radio"/> 1 <input type="radio"/> 2 <input type="radio"/> 3 <input type="radio"/> 4 <input type="radio"/> 99	<input type="radio"/> 1 <input type="radio"/> 2 <input type="radio"/> 3 <input type="radio"/> 4 <input type="radio"/> 99	<input type="radio"/> 1 <input type="radio"/> 2 <input type="radio"/> 3 <input type="radio"/> 4 <input type="radio"/> 99	<input type="radio"/> 1 <input type="radio"/> 2 <input type="radio"/> 3 <input type="radio"/> 4 <input type="radio"/> 5 <input type="radio"/> 6 <input type="radio"/> 7 <input type="radio"/> 99	<input type="radio"/> 1 <input type="radio"/> 2 <input type="radio"/> 3 <input type="radio"/> 4 <input type="radio"/> 5 <input type="radio"/> 6 <input type="radio"/> 7 <input type="radio"/> 99	<input type="radio"/> 1 <input type="radio"/> 2 <input type="radio"/> 3 <input type="radio"/> 4 <input type="radio"/> 5 <input type="radio"/> 6 <input type="radio"/> 7 <input type="radio"/> 99	<input type="radio"/> 1 <input type="radio"/> 2 <input type="radio"/> 3 <input type="radio"/> 4 <input type="radio"/> 5 <input type="radio"/> 6 <input type="radio"/> 7 <input type="radio"/> 99
3	<input type="radio"/> 1 <input type="radio"/> 2 <input type="radio"/> 3 <input type="radio"/> 4 <input type="radio"/> 99	<input type="radio"/> 1 <input type="radio"/> 2 <input type="radio"/> 3 <input type="radio"/> 4 <input type="radio"/> 99	<input type="radio"/> 1 <input type="radio"/> 2 <input type="radio"/> 3 <input type="radio"/> 4 <input type="radio"/> 99	<input type="radio"/> 1 <input type="radio"/> 2 <input type="radio"/> 3 <input type="radio"/> 4 <input type="radio"/> 99	<input type="radio"/> 1 <input type="radio"/> 2 <input type="radio"/> 3 <input type="radio"/> 4 <input type="radio"/> 99	<input type="radio"/> 1 <input type="radio"/> 2 <input type="radio"/> 3 <input type="radio"/> 4 <input type="radio"/> 99	<input type="radio"/> 1 <input type="radio"/> 2 <input type="radio"/> 3 <input type="radio"/> 4 <input type="radio"/> 99	<input type="radio"/> 1 <input type="radio"/> 2 <input type="radio"/> 3 <input type="radio"/> 4 <input type="radio"/> 99	<input type="radio"/> 1 <input type="radio"/> 2 <input type="radio"/> 3 <input type="radio"/> 4 <input type="radio"/> 5 <input type="radio"/> 6 <input type="radio"/> 7 <input type="radio"/> 99	<input type="radio"/> 1 <input type="radio"/> 2 <input type="radio"/> 3 <input type="radio"/> 4 <input type="radio"/> 5 <input type="radio"/> 6 <input type="radio"/> 7 <input type="radio"/> 99	<input type="radio"/> 1 <input type="radio"/> 2 <input type="radio"/> 3 <input type="radio"/> 4 <input type="radio"/> 5 <input type="radio"/> 6 <input type="radio"/> 7 <input type="radio"/> 99	<input type="radio"/> 1 <input type="radio"/> 2 <input type="radio"/> 3 <input type="radio"/> 4 <input type="radio"/> 5 <input type="radio"/> 6 <input type="radio"/> 7 <input type="radio"/> 99
4	<input type="radio"/> 1 <input type="radio"/> 2 <input type="radio"/> 3 <input type="radio"/> 4 <input type="radio"/> 99	<input type="radio"/> 1 <input type="radio"/> 2 <input type="radio"/> 3 <input type="radio"/> 4 <input type="radio"/> 99	<input type="radio"/> 1 <input type="radio"/> 2 <input type="radio"/> 3 <input type="radio"/> 4 <input type="radio"/> 99	<input type="radio"/> 1 <input type="radio"/> 2 <input type="radio"/> 3 <input type="radio"/> 4 <input type="radio"/> 99	<input type="radio"/> 1 <input type="radio"/> 2 <input type="radio"/> 3 <input type="radio"/> 4 <input type="radio"/> 99	<input type="radio"/> 1 <input type="radio"/> 2 <input type="radio"/> 3 <input type="radio"/> 4 <input type="radio"/> 99	<input type="radio"/> 1 <input type="radio"/> 2 <input type="radio"/> 3 <input type="radio"/> 4 <input type="radio"/> 99	<input type="radio"/> 1 <input type="radio"/> 2 <input type="radio"/> 3 <input type="radio"/> 4 <input type="radio"/> 99	<input type="radio"/> 1 <input type="radio"/> 2 <input type="radio"/> 3 <input type="radio"/> 4 <input type="radio"/> 5 <input type="radio"/> 6 <input type="radio"/> 7 <input type="radio"/> 99	<input type="radio"/> 1 <input type="radio"/> 2 <input type="radio"/> 3 <input type="radio"/> 4 <input type="radio"/> 5 <input type="radio"/> 6 <input type="radio"/> 7 <input type="radio"/> 99	<input type="radio"/> 1 <input type="radio"/> 2 <input type="radio"/> 3 <input type="radio"/> 4 <input type="radio"/> 5 <input type="radio"/> 6 <input type="radio"/> 7 <input type="radio"/> 99	<input type="radio"/> 1 <input type="radio"/> 2 <input type="radio"/> 3 <input type="radio"/> 4 <input type="radio"/> 5 <input type="radio"/> 6 <input type="radio"/> 7 <input type="radio"/> 99
5	<input type="radio"/> 1 <input type="radio"/> 2 <input type="radio"/> 3 <input type="radio"/> 4 <input type="radio"/> 99	<input type="radio"/> 1 <input type="radio"/> 2 <input type="radio"/> 3 <input type="radio"/> 4 <input type="radio"/> 99	<input type="radio"/> 1 <input type="radio"/> 2 <input type="radio"/> 3 <input type="radio"/> 4 <input type="radio"/> 99	<input type="radio"/> 1 <input type="radio"/> 2 <input type="radio"/> 3 <input type="radio"/> 4 <input type="radio"/> 99	<input type="radio"/> 1 <input type="radio"/> 2 <input type="radio"/> 3 <input type="radio"/> 4 <input type="radio"/> 99	<input type="radio"/> 1 <input type="radio"/> 2 <input type="radio"/> 3 <input type="radio"/> 4 <input type="radio"/> 99	<input type="radio"/> 1 <input type="radio"/> 2 <input type="radio"/> 3 <input type="radio"/> 4 <input type="radio"/> 99	<input type="radio"/> 1 <input type="radio"/> 2 <input type="radio"/> 3 <input type="radio"/> 4 <input type="radio"/> 99	<input type="radio"/> 1 <input type="radio"/> 2 <input type="radio"/> 3 <input type="radio"/> 4 <input type="radio"/> 5 <input type="radio"/> 6 <input type="radio"/> 7 <input type="radio"/> 99	<input type="radio"/> 1 <input type="radio"/> 2 <input type="radio"/> 3 <input type="radio"/> 4 <input type="radio"/> 5 <input type="radio"/> 6 <input type="radio"/> 7 <input type="radio"/> 99	<input type="radio"/> 1 <input type="radio"/> 2 <input type="radio"/> 3 <input type="radio"/> 4 <input type="radio"/> 5 <input type="radio"/> 6 <input type="radio"/> 7 <input type="radio"/> 99	<input type="radio"/> 1 <input type="radio"/> 2 <input type="radio"/> 3 <input type="radio"/> 4 <input type="radio"/> 5 <input type="radio"/> 6 <input type="radio"/> 7 <input type="radio"/> 99
6	<input type="radio"/> 1 <input type="radio"/> 2 <input type="radio"/> 3 <input type="radio"/> 4 <input type="radio"/> 99	<input type="radio"/> 1 <input type="radio"/> 2 <input type="radio"/> 3 <input type="radio"/> 4 <input type="radio"/> 99	<input type="radio"/> 1 <input type="radio"/> 2 <input type="radio"/> 3 <input type="radio"/> 4 <input type="radio"/> 99	<input type="radio"/> 1 <input type="radio"/> 2 <input type="radio"/> 3 <input type="radio"/> 4 <input type="radio"/> 99	<input type="radio"/> 1 <input type="radio"/> 2 <input type="radio"/> 3 <input type="radio"/> 4 <input type="radio"/> 99	<input type="radio"/> 1 <input type="radio"/> 2 <input type="radio"/> 3 <input type="radio"/> 4 <input type="radio"/> 99	<input type="radio"/> 1 <input type="radio"/> 2 <input type="radio"/> 3 <input type="radio"/> 4 <input type="radio"/> 99	<input type="radio"/> 1 <input type="radio"/> 2 <input type="radio"/> 3 <input type="radio"/> 4 <input type="radio"/> 99	<input type="radio"/> 1 <input type="radio"/> 2 <input type="radio"/> 3 <input type="radio"/> 4 <input type="radio"/> 5 <input type="radio"/> 6 <input type="radio"/> 7 <input type="radio"/> 99	<input type="radio"/> 1 <input type="radio"/> 2 <input type="radio"/> 3 <input type="radio"/> 4 <input type="radio"/> 5 <input type="radio"/> 6 <input type="radio"/> 7 <input type="radio"/> 99	<input type="radio"/> 1 <input type="radio"/> 2 <input type="radio"/> 3 <input type="radio"/> 4 <input type="radio"/> 5 <input type="radio"/> 6 <input type="radio"/> 7 <input type="radio"/> 99	<input type="radio"/> 1 <input type="radio"/> 2 <input type="radio"/> 3 <input type="radio"/> 4 <input type="radio"/> 5 <input type="radio"/> 6 <input type="radio"/> 7 <input type="radio"/> 99



Draft



Section 10 - Quality of Life (cont'd)

To be completed for persons aged 18+

PERSON #	10.1: How often do you feel lonely? 1... Often/Always 2... Some of the time 3... Occasionally 4... Hardly Ever 5... Never 99.. DK/NS	10.2: How satisfied are ... with the following aspects of Cayman's Development					10.3 How satisfied are ... with the following aspects of roads and transportation					10.4 How satisfied are ... with the following aspects of Human Capital Development					
		a... Investment in infrastructure	b... Human capital development	c... Technological progress and innovation	d... Access to financial resources	e... Good governance and institutions	a... Travelling time on roads	b... Water drainage on roads	c... Road users' knowledge and training	d... Adequate road network	e... Construction/Repair time of roads	a.... Education and Schools	b.... Healthcare and Public Health	c.... Job Training and Vocational Programs	d.... Entrepreneurship Support (small business training, etc.)	e.... Community Centers and Recreational Facilities	f.... Adult Education and Lifelong Learning
1	<input type="radio"/> 1 <input type="radio"/> 4 <input type="radio"/> 2 <input type="radio"/> 5 <input type="radio"/> 3 <input type="radio"/> 99	<input type="radio"/> 1 <input type="radio"/> 2 <input type="radio"/> 3 <input type="radio"/> 4 <input type="radio"/> 5 <input type="radio"/> 99	<input type="radio"/> 1 <input type="radio"/> 2 <input type="radio"/> 3 <input type="radio"/> 4 <input type="radio"/> 5 <input type="radio"/> 99	<input type="radio"/> 1 <input type="radio"/> 2 <input type="radio"/> 3 <input type="radio"/> 4 <input type="radio"/> 5 <input type="radio"/> 99	<input type="radio"/> 1 <input type="radio"/> 2 <input type="radio"/> 3 <input type="radio"/> 4 <input type="radio"/> 5 <input type="radio"/> 99	<input type="radio"/> 1 <input type="radio"/> 2 <input type="radio"/> 3 <input type="radio"/> 4 <input type="radio"/> 5 <input type="radio"/> 99	<input type="radio"/> 1 <input type="radio"/> 2 <input type="radio"/> 3 <input type="radio"/> 4 <input type="radio"/> 5 <input type="radio"/> 99	<input type="radio"/> 1 <input type="radio"/> 2 <input type="radio"/> 3 <input type="radio"/> 4 <input type="radio"/> 5 <input type="radio"/> 99	<input type="radio"/> 1 <input type="radio"/> 2 <input type="radio"/> 3 <input type="radio"/> 4 <input type="radio"/> 5 <input type="radio"/> 99	<input type="radio"/> 1 <input type="radio"/> 2 <input type="radio"/> 3 <input type="radio"/> 4 <input type="radio"/> 5 <input type="radio"/> 99	<input type="radio"/> 1 <input type="radio"/> 2 <input type="radio"/> 3 <input type="radio"/> 4 <input type="radio"/> 5 <input type="radio"/> 99	<input type="radio"/> 1 <input type="radio"/> 2 <input type="radio"/> 3 <input type="radio"/> 4 <input type="radio"/> 5 <input type="radio"/> 99	<input type="radio"/> 1 <input type="radio"/> 2 <input type="radio"/> 3 <input type="radio"/> 4 <input type="radio"/> 5 <input type="radio"/> 99	<input type="radio"/> 1 <input type="radio"/> 2 <input type="radio"/> 3 <input type="radio"/> 4 <input type="radio"/> 5 <input type="radio"/> 99	<input type="radio"/> 1 <input type="radio"/> 2 <input type="radio"/> 3 <input type="radio"/> 4 <input type="radio"/> 5 <input type="radio"/> 99	<input type="radio"/> 1 <input type="radio"/> 2 <input type="radio"/> 3 <input type="radio"/> 4 <input type="radio"/> 5 <input type="radio"/> 99	
2	<input type="radio"/> 1 <input type="radio"/> 4 <input type="radio"/> 2 <input type="radio"/> 5 <input type="radio"/> 3 <input type="radio"/> 99	<input type="radio"/> 1 <input type="radio"/> 2 <input type="radio"/> 3 <input type="radio"/> 4 <input type="radio"/> 5 <input type="radio"/> 99	<input type="radio"/> 1 <input type="radio"/> 2 <input type="radio"/> 3 <input type="radio"/> 4 <input type="radio"/> 5 <input type="radio"/> 99	<input type="radio"/> 1 <input type="radio"/> 2 <input type="radio"/> 3 <input type="radio"/> 4 <input type="radio"/> 5 <input type="radio"/> 99	<input type="radio"/> 1 <input type="radio"/> 2 <input type="radio"/> 3 <input type="radio"/> 4 <input type="radio"/> 5 <input type="radio"/> 99	<input type="radio"/> 1 <input type="radio"/> 2 <input type="radio"/> 3 <input type="radio"/> 4 <input type="radio"/> 5 <input type="radio"/> 99	<input type="radio"/> 1 <input type="radio"/> 2 <input type="radio"/> 3 <input type="radio"/> 4 <input type="radio"/> 5 <input type="radio"/> 99	<input type="radio"/> 1 <input type="radio"/> 2 <input type="radio"/> 3 <input type="radio"/> 4 <input type="radio"/> 5 <input type="radio"/> 99	<input type="radio"/> 1 <input type="radio"/> 2 <input type="radio"/> 3 <input type="radio"/> 4 <input type="radio"/> 5 <input type="radio"/> 99	<input type="radio"/> 1 <input type="radio"/> 2 <input type="radio"/> 3 <input type="radio"/> 4 <input type="radio"/> 5 <input type="radio"/> 99	<input type="radio"/> 1 <input type="radio"/> 2 <input type="radio"/> 3 <input type="radio"/> 4 <input type="radio"/> 5 <input type="radio"/> 99	<input type="radio"/> 1 <input type="radio"/> 2 <input type="radio"/> 3 <input type="radio"/> 4 <input type="radio"/> 5 <input type="radio"/> 99	<input type="radio"/> 1 <input type="radio"/> 2 <input type="radio"/> 3 <input type="radio"/> 4 <input type="radio"/> 5 <input type="radio"/> 99	<input type="radio"/> 1 <input type="radio"/> 2 <input type="radio"/> 3 <input type="radio"/> 4 <input type="radio"/> 5 <input type="radio"/> 99	<input type="radio"/> 1 <input type="radio"/> 2 <input type="radio"/> 3 <input type="radio"/> 4 <input type="radio"/> 5 <input type="radio"/> 99	<input type="radio"/> 1 <input type="radio"/> 2 <input type="radio"/> 3 <input type="radio"/> 4 <input type="radio"/> 5 <input type="radio"/> 99	
3	<input type="radio"/> 1 <input type="radio"/> 4 <input type="radio"/> 2 <input type="radio"/> 5 <input type="radio"/> 3 <input type="radio"/> 99	<input type="radio"/> 1 <input type="radio"/> 2 <input type="radio"/> 3 <input type="radio"/> 4 <input type="radio"/> 5 <input type="radio"/> 99	<input type="radio"/> 1 <input type="radio"/> 2 <input type="radio"/> 3 <input type="radio"/> 4 <input type="radio"/> 5 <input type="radio"/> 99	<input type="radio"/> 1 <input type="radio"/> 2 <input type="radio"/> 3 <input type="radio"/> 4 <input type="radio"/> 5 <input type="radio"/> 99	<input type="radio"/> 1 <input type="radio"/> 2 <input type="radio"/> 3 <input type="radio"/> 4 <input type="radio"/> 5 <input type="radio"/> 99	<input type="radio"/> 1 <input type="radio"/> 2 <input type="radio"/> 3 <input type="radio"/> 4 <input type="radio"/> 5 <input type="radio"/> 99	<input type="radio"/> 1 <input type="radio"/> 2 <input type="radio"/> 3 <input type="radio"/> 4 <input type="radio"/> 5 <input type="radio"/> 99	<input type="radio"/> 1 <input type="radio"/> 2 <input type="radio"/> 3 <input type="radio"/> 4 <input type="radio"/> 5 <input type="radio"/> 99	<input type="radio"/> 1 <input type="radio"/> 2 <input type="radio"/> 3 <input type="radio"/> 4 <input type="radio"/> 5 <input type="radio"/> 99	<input type="radio"/> 1 <input type="radio"/> 2 <input type="radio"/> 3 <input type="radio"/> 4 <input type="radio"/> 5 <input type="radio"/> 99	<input type="radio"/> 1 <input type="radio"/> 2 <input type="radio"/> 3 <input type="radio"/> 4 <input type="radio"/> 5 <input type="radio"/> 99	<input type="radio"/> 1 <input type="radio"/> 2 <input type="radio"/> 3 <input type="radio"/> 4 <input type="radio"/> 5 <input type="radio"/> 99	<input type="radio"/> 1 <input type="radio"/> 2 <input type="radio"/> 3 <input type="radio"/> 4 <input type="radio"/> 5 <input type="radio"/> 99	<input type="radio"/> 1 <input type="radio"/> 2 <input type="radio"/> 3 <input type="radio"/> 4 <input type="radio"/> 5 <input type="radio"/> 99	<input type="radio"/> 1 <input type="radio"/> 2 <input type="radio"/> 3 <input type="radio"/> 4 <input type="radio"/> 5 <input type="radio"/> 99	<input type="radio"/> 1 <input type="radio"/> 2 <input type="radio"/> 3 <input type="radio"/> 4 <input type="radio"/> 5 <input type="radio"/> 99	
4	<input type="radio"/> 1 <input type="radio"/> 4 <input type="radio"/> 2 <input type="radio"/> 5 <input type="radio"/> 3 <input type="radio"/> 99	<input type="radio"/> 1 <input type="radio"/> 2 <input type="radio"/> 3 <input type="radio"/> 4 <input type="radio"/> 5 <input type="radio"/> 99	<input type="radio"/> 1 <input type="radio"/> 2 <input type="radio"/> 3 <input type="radio"/> 4 <input type="radio"/> 5 <input type="radio"/> 99	<input type="radio"/> 1 <input type="radio"/> 2 <input type="radio"/> 3 <input type="radio"/> 4 <input type="radio"/> 5 <input type="radio"/> 99	<input type="radio"/> 1 <input type="radio"/> 2 <input type="radio"/> 3 <input type="radio"/> 4 <input type="radio"/> 5 <input type="radio"/> 99	<input type="radio"/> 1 <input type="radio"/> 2 <input type="radio"/> 3 <input type="radio"/> 4 <input type="radio"/> 5 <input type="radio"/> 99	<input type="radio"/> 1 <input type="radio"/> 2 <input type="radio"/> 3 <input type="radio"/> 4 <input type="radio"/> 5 <input type="radio"/> 99	<input type="radio"/> 1 <input type="radio"/> 2 <input type="radio"/> 3 <input type="radio"/> 4 <input type="radio"/> 5 <input type="radio"/> 99	<input type="radio"/> 1 <input type="radio"/> 2 <input type="radio"/> 3 <input type="radio"/> 4 <input type="radio"/> 5 <input type="radio"/> 99	<input type="radio"/> 1 <input type="radio"/> 2 <input type="radio"/> 3 <input type="radio"/> 4 <input type="radio"/> 5 <input type="radio"/> 99	<input type="radio"/> 1 <input type="radio"/> 2 <input type="radio"/> 3 <input type="radio"/> 4 <input type="radio"/> 5 <input type="radio"/> 99	<input type="radio"/> 1 <input type="radio"/> 2 <input type="radio"/> 3 <input type="radio"/> 4 <input type="radio"/> 5 <input type="radio"/> 99	<input type="radio"/> 1 <input type="radio"/> 2 <input type="radio"/> 3 <input type="radio"/> 4 <input type="radio"/> 5 <input type="radio"/> 99	<input type="radio"/> 1 <input type="radio"/> 2 <input type="radio"/> 3 <input type="radio"/> 4 <input type="radio"/> 5 <input type="radio"/> 99	<input type="radio"/> 1 <input type="radio"/> 2 <input type="radio"/> 3 <input type="radio"/> 4 <input type="radio"/> 5 <input type="radio"/> 99	<input type="radio"/> 1 <input type="radio"/> 2 <input type="radio"/> 3 <input type="radio"/> 4 <input type="radio"/> 5 <input type="radio"/> 99	
5	<input type="radio"/> 1 <input type="radio"/> 4 <input type="radio"/> 2 <input type="radio"/> 5 <input type="radio"/> 3 <input type="radio"/> 99	<input type="radio"/> 1 <input type="radio"/> 2 <input type="radio"/> 3 <input type="radio"/> 4 <input type="radio"/> 5 <input type="radio"/> 99	<input type="radio"/> 1 <input type="radio"/> 2 <input type="radio"/> 3 <input type="radio"/> 4 <input type="radio"/> 5 <input type="radio"/> 99	<input type="radio"/> 1 <input type="radio"/> 2 <input type="radio"/> 3 <input type="radio"/> 4 <input type="radio"/> 5 <input type="radio"/> 99	<input type="radio"/> 1 <input type="radio"/> 2 <input type="radio"/> 3 <input type="radio"/> 4 <input type="radio"/> 5 <input type="radio"/> 99	<input type="radio"/> 1 <input type="radio"/> 2 <input type="radio"/> 3 <input type="radio"/> 4 <input type="radio"/> 5 <input type="radio"/> 99	<input type="radio"/> 1 <input type="radio"/> 2 <input type="radio"/> 3 <input type="radio"/> 4 <input type="radio"/> 5 <input type="radio"/> 99	<input type="radio"/> 1 <input type="radio"/> 2 <input type="radio"/> 3 <input type="radio"/> 4 <input type="radio"/> 5 <input type="radio"/> 99	<input type="radio"/> 1 <input type="radio"/> 2 <input type="radio"/> 3 <input type="radio"/> 4 <input type="radio"/> 5 <input type="radio"/> 99	<input type="radio"/> 1 <input type="radio"/> 2 <input type="radio"/> 3 <input type="radio"/> 4 <input type="radio"/> 5 <input type="radio"/> 99	<input type="radio"/> 1 <input type="radio"/> 2 <input type="radio"/> 3 <input type="radio"/> 4 <input type="radio"/> 5 <input type="radio"/> 99	<input type="radio"/> 1 <input type="radio"/> 2 <input type="radio"/> 3 <input type="radio"/> 4 <input type="radio"/> 5 <input type="radio"/> 99	<input type="radio"/> 1 <input type="radio"/> 2 <input type="radio"/> 3 <input type="radio"/> 4 <input type="radio"/> 5 <input type="radio"/> 99	<input type="radio"/> 1 <input type="radio"/> 2 <input type="radio"/> 3 <input type="radio"/> 4 <input type="radio"/> 5 <input type="radio"/> 99	<input type="radio"/> 1 <input type="radio"/> 2 <input type="radio"/> 3 <input type="radio"/> 4 <input type="radio"/> 5 <input type="radio"/> 99	<input type="radio"/> 1 <input type="radio"/> 2 <input type="radio"/> 3 <input type="radio"/> 4 <input type="radio"/> 5 <input type="radio"/> 99	
6	<input type="radio"/> 1 <input type="radio"/> 4 <input type="radio"/> 2 <input type="radio"/> 5 <input type="radio"/> 3 <input type="radio"/> 99	<input type="radio"/> 1 <input type="radio"/> 2 <input type="radio"/> 3 <input type="radio"/> 4 <input type="radio"/> 5 <input type="radio"/> 99	<input type="radio"/> 1 <input type="radio"/> 2 <input type="radio"/> 3 <input type="radio"/> 4 <input type="radio"/> 5 <input type="radio"/> 99	<input type="radio"/> 1 <input type="radio"/> 2 <input type="radio"/> 3 <input type="radio"/> 4 <input type="radio"/> 5 <input type="radio"/> 99	<input type="radio"/> 1 <input type="radio"/> 2 <input type="radio"/> 3 <input type="radio"/> 4 <input type="radio"/> 5 <input type="radio"/> 99	<input type="radio"/> 1 <input type="radio"/> 2 <input type="radio"/> 3 <input type="radio"/> 4 <input type="radio"/> 5 <input type="radio"/> 99	<input type="radio"/> 1 <input type="radio"/> 2 <input type="radio"/> 3 <input type="radio"/> 4 <input type="radio"/> 5 <input type="radio"/> 99	<input type="radio"/> 1 <input type="radio"/> 2 <input type="radio"/> 3 <input type="radio"/> 4 <input type="radio"/> 5 <input type="radio"/> 99	<input type="radio"/> 1 <input type="radio"/> 2 <input type="radio"/> 3 <input type="radio"/> 4 <input type="radio"/> 5 <input type="radio"/> 99	<input type="radio"/> 1 <input type="radio"/> 2 <input type="radio"/> 3 <input type="radio"/> 4 <input type="radio"/> 5 <input type="radio"/> 99	<input type="radio"/> 1 <input type="radio"/> 2 <input type="radio"/> 3 <input type="radio"/> 4 <input type="radio"/> 5 <input type="radio"/> 99	<input type="radio"/> 1 <input type="radio"/> 2 <input type="radio"/> 3 <input type="radio"/> 4 <input type="radio"/> 5 <input type="radio"/> 99	<input type="radio"/> 1 <input type="radio"/> 2 <input type="radio"/> 3 <input type="radio"/> 4 <input type="radio"/> 5 <input type="radio"/> 99	<input type="radio"/> 1 <input type="radio"/> 2 <input type="radio"/> 3 <input type="radio"/> 4 <input type="radio"/> 5 <input type="radio"/> 99	<input type="radio"/> 1 <input type="radio"/> 2 <input type="radio"/> 3 <input type="radio"/> 4 <input type="radio"/> 5 <input type="radio"/> 99	<input type="radio"/> 1 <input type="radio"/> 2 <input type="radio"/> 3 <input type="radio"/> 4 <input type="radio"/> 5 <input type="radio"/> 99	

* 1 0 0 0 0 0 0 *



Draft



Section 10 - Quality of Life (cont'd)

To be completed for persons aged 18+

[illegible]

Draft



Section 10 - Quality of Life (cont'd)

To be completed for persons aged 18+

PERSON #	10.8 On a scale from 1 to 5, 1 is strongly agree, 2 is agree, 3 is neither agree nor disagree, 4 is disagree, and 5 is strongly disagree. 10.8 What is the extent to which agree or disagree with neighborhood social cohesion a...people in this neighbourhood are willing to help others b...this is a close-knit neighbourhood c...people in this neighbourhood can be trusted d...people in this neighbourhood generally do not get along with one another e...people in this neighbourhood do not share the same values f...Most people in this neighbourhood are unknown to each other						10.9 On a typical weekday (24 hours) and weekends (48 hours: Saturday & Sunday), how is total hours allocated a...Work b...Local Travel c...Leisure/relaxation/religious d...Family time/activities e...Exercise/fitness f...Sleep time						
	a	b	c	d	e	f							
1	<input type="radio"/> 1	<input type="radio"/> 1	<input type="radio"/> 1	<input type="radio"/> 1	<input type="radio"/> 1	<input type="radio"/> 1	Weekday	<input type="text"/>	<input type="text"/>	<input type="text"/>	<input type="text"/>	<input type="text"/>	<input type="text"/>
	<input type="radio"/> 2	<input type="radio"/> 2	<input type="radio"/> 2	<input type="radio"/> 2	<input type="radio"/> 2	<input type="radio"/> 2							
	<input type="radio"/> 3	<input type="radio"/> 3	<input type="radio"/> 3	<input type="radio"/> 3	<input type="radio"/> 3	<input type="radio"/> 3							
	<input type="radio"/> 4	<input type="radio"/> 4	<input type="radio"/> 4	<input type="radio"/> 4	<input type="radio"/> 4	<input type="radio"/> 4							
	<input type="radio"/> 5	<input type="radio"/> 5	<input type="radio"/> 5	<input type="radio"/> 5	<input type="radio"/> 5	<input type="radio"/> 5							
	<input type="radio"/> 99	<input type="radio"/> 99	<input type="radio"/> 99	<input type="radio"/> 99	<input type="radio"/> 99	<input type="radio"/> 99							
	<input type="radio"/> 99	<input type="radio"/> 99	<input type="radio"/> 99	<input type="radio"/> 99	<input type="radio"/> 99	<input type="radio"/> 99							
2	<input type="radio"/> 1	<input type="radio"/> 1	<input type="radio"/> 1	<input type="radio"/> 1	<input type="radio"/> 1	<input type="radio"/> 1	Weekday	<input type="text"/>	<input type="text"/>	<input type="text"/>	<input type="text"/>	<input type="text"/>	<input type="text"/>
	<input type="radio"/> 2	<input type="radio"/> 2	<input type="radio"/> 2	<input type="radio"/> 2	<input type="radio"/> 2	<input type="radio"/> 2							
	<input type="radio"/> 3	<input type="radio"/> 3	<input type="radio"/> 3	<input type="radio"/> 3	<input type="radio"/> 3	<input type="radio"/> 3							
	<input type="radio"/> 4	<input type="radio"/> 4	<input type="radio"/> 4	<input type="radio"/> 4	<input type="radio"/> 4	<input type="radio"/> 4							
	<input type="radio"/> 5	<input type="radio"/> 5	<input type="radio"/> 5	<input type="radio"/> 5	<input type="radio"/> 5	<input type="radio"/> 5							
	<input type="radio"/> 99	<input type="radio"/> 99	<input type="radio"/> 99	<input type="radio"/> 99	<input type="radio"/> 99	<input type="radio"/> 99							
	<input type="radio"/> 99	<input type="radio"/> 99	<input type="radio"/> 99	<input type="radio"/> 99	<input type="radio"/> 99	<input type="radio"/> 99							
3	<input type="radio"/> 1	<input type="radio"/> 1	<input type="radio"/> 1	<input type="radio"/> 1	<input type="radio"/> 1	<input type="radio"/> 1	Weekday	<input type="text"/>	<input type="text"/>	<input type="text"/>	<input type="text"/>	<input type="text"/>	<input type="text"/>
	<input type="radio"/> 2	<input type="radio"/> 2	<input type="radio"/> 2	<input type="radio"/> 2	<input type="radio"/> 2	<input type="radio"/> 2							
	<input type="radio"/> 3	<input type="radio"/> 3	<input type="radio"/> 3	<input type="radio"/> 3	<input type="radio"/> 3	<input type="radio"/> 3							
	<input type="radio"/> 4	<input type="radio"/> 4	<input type="radio"/> 4	<input type="radio"/> 4	<input type="radio"/> 4	<input type="radio"/> 4							
	<input type="radio"/> 5	<input type="radio"/> 5	<input type="radio"/> 5	<input type="radio"/> 5	<input type="radio"/> 5	<input type="radio"/> 5							
	<input type="radio"/> 99	<input type="radio"/> 99	<input type="radio"/> 99	<input type="radio"/> 99	<input type="radio"/> 99	<input type="radio"/> 99							
	<input type="radio"/> 99	<input type="radio"/> 99	<input type="radio"/> 99	<input type="radio"/> 99	<input type="radio"/> 99	<input type="radio"/> 99							
4	<input type="radio"/> 1	<input type="radio"/> 1	<input type="radio"/> 1	<input type="radio"/> 1	<input type="radio"/> 1	<input type="radio"/> 1	Weekday	<input type="text"/>	<input type="text"/>	<input type="text"/>	<input type="text"/>	<input type="text"/>	<input type="text"/>
	<input type="radio"/> 2	<input type="radio"/> 2	<input type="radio"/> 2	<input type="radio"/> 2	<input type="radio"/> 2	<input type="radio"/> 2							
	<input type="radio"/> 3	<input type="radio"/> 3	<input type="radio"/> 3	<input type="radio"/> 3	<input type="radio"/> 3	<input type="radio"/> 3							
	<input type="radio"/> 4	<input type="radio"/> 4	<input type="radio"/> 4	<input type="radio"/> 4	<input type="radio"/> 4	<input type="radio"/> 4							
	<input type="radio"/> 5	<input type="radio"/> 5	<input type="radio"/> 5	<input type="radio"/> 5	<input type="radio"/> 5	<input type="radio"/> 5							
	<input type="radio"/> 99	<input type="radio"/> 99	<input type="radio"/> 99	<input type="radio"/> 99	<input type="radio"/> 99	<input type="radio"/> 99							
	<input type="radio"/> 99	<input type="radio"/> 99	<input type="radio"/> 99	<input type="radio"/> 99	<input type="radio"/> 99	<input type="radio"/> 99							
5	<input type="radio"/> 1	<input type="radio"/> 1	<input type="radio"/> 1	<input type="radio"/> 1	<input type="radio"/> 1	<input type="radio"/> 1	Weekday	<input type="text"/>	<input type="text"/>	<input type="text"/>	<input type="text"/>	<input type="text"/>	<input type="text"/>
	<input type="radio"/> 2	<input type="radio"/> 2	<input type="radio"/> 2	<input type="radio"/> 2	<input type="radio"/> 2	<input type="radio"/> 2							
	<input type="radio"/> 3	<input type="radio"/> 3	<input type="radio"/> 3	<input type="radio"/> 3	<input type="radio"/> 3	<input type="radio"/> 3							
	<input type="radio"/> 4	<input type="radio"/> 4	<input type="radio"/> 4	<input type="radio"/> 4	<input type="radio"/> 4	<input type="radio"/> 4							
	<input type="radio"/> 5	<input type="radio"/> 5	<input type="radio"/> 5	<input type="radio"/> 5	<input type="radio"/> 5	<input type="radio"/> 5							
	<input type="radio"/> 99	<input type="radio"/> 99	<input type="radio"/> 99	<input type="radio"/> 99	<input type="radio"/> 99	<input type="radio"/> 99							
	<input type="radio"/> 99	<input type="radio"/> 99	<input type="radio"/> 99	<input type="radio"/> 99	<input type="radio"/> 99	<input type="radio"/> 99							
6	<input type="radio"/> 1	<input type="radio"/> 1	<input type="radio"/> 1	<input type="radio"/> 1	<input type="radio"/> 1	<input type="radio"/> 1	Weekday	<input type="text"/>	<input type="text"/>	<input type="text"/>	<input type="text"/>	<input type="text"/>	<input type="text"/>
	<input type="radio"/> 2	<input type="radio"/> 2	<input type="radio"/> 2	<input type="radio"/> 2	<input type="radio"/> 2	<input type="radio"/> 2							
	<input type="radio"/> 3	<input type="radio"/> 3	<input type="radio"/> 3	<input type="radio"/> 3	<input type="radio"/> 3	<input type="radio"/> 3							
	<input type="radio"/> 4	<input type="radio"/> 4	<input type="radio"/> 4	<input type="radio"/> 4	<input type="radio"/> 4	<input type="radio"/> 4							
	<input type="radio"/> 5	<input type="radio"/> 5	<input type="radio"/> 5	<input type="radio"/> 5	<input type="radio"/> 5	<input type="radio"/> 5							
	<input type="radio"/> 99	<input type="radio"/> 99	<input type="radio"/> 99	<input type="radio"/> 99	<input type="radio"/> 99	<input type="radio"/> 99							
	<input type="radio"/> 99	<input type="radio"/> 99	<input type="radio"/> 99	<input type="radio"/> 99	<input type="radio"/> 99	<input type="radio"/> 99							



Draft



Section 10 - Quality of Life (cont'd)

To be completed for persons aged 18+

PERSON #	10.10 Based on your knowledge and awareness, rate the crime, policing, and security using: 1 - increased, 2 - stayed about the same, or 3 - decreased				10.11 Based on your knowledge and awareness, rate your personal security feelings using: 1 - very unsafe, 2 - unsafe, 3 - safe, or 4 - very safe			
	a ... Crime in your community has	b ... Crime in the Cayman Islands has	c ... Police protection in your community has	d ... Police protection in the Cayman Islands has	a...I feel in my Community	b...I feel in the Cayman Islands	c...I feel go to public spaces (playgrounds, etc.)	d...I feel going out at night in the community is
1	<input type="radio"/> 1 <input type="radio"/> 2 <input type="radio"/> 3 <input type="radio"/> 99	<input type="radio"/> 1 <input type="radio"/> 2 <input type="radio"/> 3 <input type="radio"/> 99	<input type="radio"/> 1 <input type="radio"/> 2 <input type="radio"/> 3 <input type="radio"/> 99	<input type="radio"/> 1 <input type="radio"/> 2 <input type="radio"/> 3 <input type="radio"/> 99	<input type="radio"/> 1 <input type="radio"/> 2 <input type="radio"/> 3 <input type="radio"/> 4 <input type="radio"/> 99	<input type="radio"/> 1 <input type="radio"/> 2 <input type="radio"/> 3 <input type="radio"/> 4 <input type="radio"/> 99	<input type="radio"/> 1 <input type="radio"/> 2 <input type="radio"/> 3 <input type="radio"/> 4 <input type="radio"/> 99	<input type="radio"/> 1 <input type="radio"/> 2 <input type="radio"/> 3 <input type="radio"/> 4 <input type="radio"/> 99
2	<input type="radio"/> 1 <input type="radio"/> 2 <input type="radio"/> 3 <input type="radio"/> 99	<input type="radio"/> 1 <input type="radio"/> 2 <input type="radio"/> 3 <input type="radio"/> 99	<input type="radio"/> 1 <input type="radio"/> 2 <input type="radio"/> 3 <input type="radio"/> 99	<input type="radio"/> 1 <input type="radio"/> 2 <input type="radio"/> 3 <input type="radio"/> 99	<input type="radio"/> 1 <input type="radio"/> 2 <input type="radio"/> 3 <input type="radio"/> 4 <input type="radio"/> 99	<input type="radio"/> 1 <input type="radio"/> 2 <input type="radio"/> 3 <input type="radio"/> 4 <input type="radio"/> 99	<input type="radio"/> 1 <input type="radio"/> 2 <input type="radio"/> 3 <input type="radio"/> 4 <input type="radio"/> 99	<input type="radio"/> 1 <input type="radio"/> 2 <input type="radio"/> 3 <input type="radio"/> 4 <input type="radio"/> 99
3	<input type="radio"/> 1 <input type="radio"/> 2 <input type="radio"/> 3 <input type="radio"/> 99	<input type="radio"/> 1 <input type="radio"/> 2 <input type="radio"/> 3 <input type="radio"/> 99	<input type="radio"/> 1 <input type="radio"/> 2 <input type="radio"/> 3 <input type="radio"/> 99	<input type="radio"/> 1 <input type="radio"/> 2 <input type="radio"/> 3 <input type="radio"/> 99	<input type="radio"/> 1 <input type="radio"/> 2 <input type="radio"/> 3 <input type="radio"/> 4 <input type="radio"/> 99	<input type="radio"/> 1 <input type="radio"/> 2 <input type="radio"/> 3 <input type="radio"/> 4 <input type="radio"/> 99	<input type="radio"/> 1 <input type="radio"/> 2 <input type="radio"/> 3 <input type="radio"/> 4 <input type="radio"/> 99	<input type="radio"/> 1 <input type="radio"/> 2 <input type="radio"/> 3 <input type="radio"/> 4 <input type="radio"/> 99
4	<input type="radio"/> 1 <input type="radio"/> 2 <input type="radio"/> 3 <input type="radio"/> 99	<input type="radio"/> 1 <input type="radio"/> 2 <input type="radio"/> 3 <input type="radio"/> 99	<input type="radio"/> 1 <input type="radio"/> 2 <input type="radio"/> 3 <input type="radio"/> 99	<input type="radio"/> 1 <input type="radio"/> 2 <input type="radio"/> 3 <input type="radio"/> 99	<input type="radio"/> 1 <input type="radio"/> 2 <input type="radio"/> 3 <input type="radio"/> 4 <input type="radio"/> 99	<input type="radio"/> 1 <input type="radio"/> 2 <input type="radio"/> 3 <input type="radio"/> 4 <input type="radio"/> 99	<input type="radio"/> 1 <input type="radio"/> 2 <input type="radio"/> 3 <input type="radio"/> 4 <input type="radio"/> 99	<input type="radio"/> 1 <input type="radio"/> 2 <input type="radio"/> 3 <input type="radio"/> 4 <input type="radio"/> 99
5	<input type="radio"/> 1 <input type="radio"/> 2 <input type="radio"/> 3 <input type="radio"/> 99	<input type="radio"/> 1 <input type="radio"/> 2 <input type="radio"/> 3 <input type="radio"/> 99	<input type="radio"/> 1 <input type="radio"/> 2 <input type="radio"/> 3 <input type="radio"/> 99	<input type="radio"/> 1 <input type="radio"/> 2 <input type="radio"/> 3 <input type="radio"/> 99	<input type="radio"/> 1 <input type="radio"/> 2 <input type="radio"/> 3 <input type="radio"/> 4 <input type="radio"/> 99	<input type="radio"/> 1 <input type="radio"/> 2 <input type="radio"/> 3 <input type="radio"/> 4 <input type="radio"/> 99	<input type="radio"/> 1 <input type="radio"/> 2 <input type="radio"/> 3 <input type="radio"/> 4 <input type="radio"/> 99	<input type="radio"/> 1 <input type="radio"/> 2 <input type="radio"/> 3 <input type="radio"/> 4 <input type="radio"/> 99
6	<input type="radio"/> 1 <input type="radio"/> 2 <input type="radio"/> 3 <input type="radio"/> 99	<input type="radio"/> 1 <input type="radio"/> 2 <input type="radio"/> 3 <input type="radio"/> 99	<input type="radio"/> 1 <input type="radio"/> 2 <input type="radio"/> 3 <input type="radio"/> 99	<input type="radio"/> 1 <input type="radio"/> 2 <input type="radio"/> 3 <input type="radio"/> 99	<input type="radio"/> 1 <input type="radio"/> 2 <input type="radio"/> 3 <input type="radio"/> 4 <input type="radio"/> 99	<input type="radio"/> 1 <input type="radio"/> 2 <input type="radio"/> 3 <input type="radio"/> 4 <input type="radio"/> 99	<input type="radio"/> 1 <input type="radio"/> 2 <input type="radio"/> 3 <input type="radio"/> 4 <input type="radio"/> 99	<input type="radio"/> 1 <input type="radio"/> 2 <input type="radio"/> 3 <input type="radio"/> 4 <input type="radio"/> 99



Draft



Section 10 - Quality of Life (cont'd)

To be completed for persons aged 18+

10.12

How important are the following aspects for you to sustain a good Quality of Life?

Please indicate your quality of life preference by distributing 100 points across these aspects, with more points allocated to the component considered most important and fewer points assigned to the less important.

- a...Health
- b...Employment and Job Quality
- c...Material living conditions
- d...Economic and physical safety
- e...Leisure and social activities
- f...Natural and living environment

1

a	b	c	d	e	f
<input type="text"/>	<input type="text"/>	<input type="text"/>	<input type="text"/>	<input type="text"/>	<input type="text"/>

2

a	b	c	d	e	f
<input type="text"/>	<input type="text"/>	<input type="text"/>	<input type="text"/>	<input type="text"/>	<input type="text"/>

3

a	b	c	d	e	f
<input type="text"/>	<input type="text"/>	<input type="text"/>	<input type="text"/>	<input type="text"/>	<input type="text"/>

4

a	b	c	d	e	f
<input type="text"/>	<input type="text"/>	<input type="text"/>	<input type="text"/>	<input type="text"/>	<input type="text"/>

5

a	b	c	d	e	f
<input type="text"/>	<input type="text"/>	<input type="text"/>	<input type="text"/>	<input type="text"/>	<input type="text"/>

6

a	b	c	d	e	f
<input type="text"/>	<input type="text"/>	<input type="text"/>	<input type="text"/>	<input type="text"/>	<input type="text"/>



RECORD OF VISITS (cont'd)

Date of Visit	Start Time 12 hr	End Time 12 hr	Comments
<div>D D / M M / Y Y</div> <div><input type="text"/></div>	<div><input type="text"/></div>	<div><input type="text"/></div>	
<div>D D / M M / Y Y</div> <div><input type="text"/></div>	<div><input type="text"/></div>	<div><input type="text"/></div>	
<div>D D / M M / Y Y</div> <div><input type="text"/></div>	<div><input type="text"/></div>	<div><input type="text"/></div>	
<div>D D / M M / Y Y</div> <div><input type="text"/></div>	<div><input type="text"/></div>	<div><input type="text"/></div>	
<div>D D / M M / Y Y</div> <div><input type="text"/></div>	<div><input type="text"/></div>	<div><input type="text"/></div>	
<div>D D / M M / Y Y</div> <div><input type="text"/></div>	<div><input type="text"/></div>	<div><input type="text"/></div>	



COMMENTS

MAP INSET



