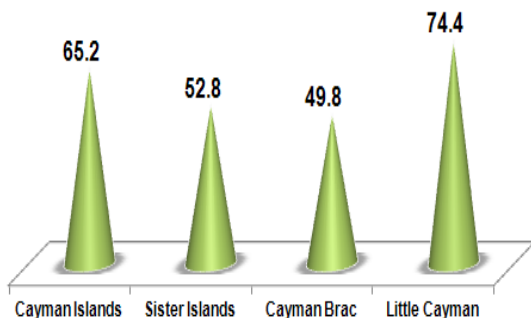
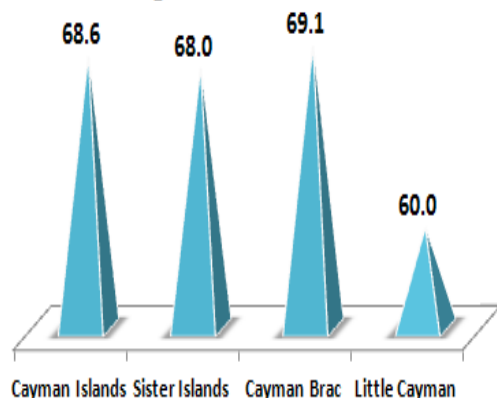


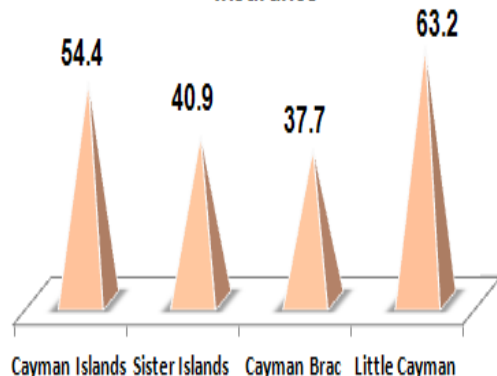
Percentage of Households with Internet Access



Percentage of Households with Cable



Percentage of Households with House Insurance



Households by Number of Radio and Television

	Total	None	One	Two or more
Radio				
Cayman Islands	22,760	4,532	11,037	7,191
Sister Islands	1,024	190	543	291
Cayman Brac	899	133	485	278
Little Cayman	125	56	58	13
Television				
Cayman Islands	22,760	1,163	10,810	10,787
Sister Islands	1,024	97	469	458
Cayman Brac	899	69	406	422
Little Cayman	125	28	63	36

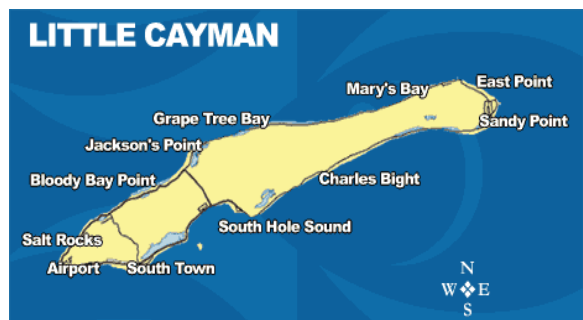
Households by Number of Fixed Line, Mobile Phone and Computer

	Total	None	One	Two or more
Fixed Line Telephone				
Cayman Islands	22,760	13,874	8,029	857
Sister Islands	1,024	469	506	49
Cayman Brac	899	392	456	48
Little Cayman	125	76	50	1
Mobile Phone				
Cayman Islands	22,760	344	6,271	16,145
Sister Islands	1,024	33	331	660
Cayman Brac	899	29	289	579
Little Cayman	125	4	42	82
Computer				
Cayman Islands	22,760	5,963	9,320	7,477
Sister Islands	1,024	384	370	270
Cayman Brac	899	357	309	231
Little Cayman	125	28	61	39

Households by Number of Motor Vehicle and Moped

	Total	None	One	Two or more
Motor vehicle				
Cayman Islands	22,760	4,555	9,940	8,265
Sister Islands	1,024	252	449	323
Cayman Brac	899	194	399	304
Little Cayman	125	58	50	19
Moped				
Cayman Islands	22,760	21,640	958	162
Sister Islands	1,024	962	56	6
Cayman Brac	899	851	41	5
Little Cayman	125	111	15	1

SISTER ISLANDS 2010 CENSUS INFORMATION: HOUSING & HOUSEHOLD CHARACTERISTICS

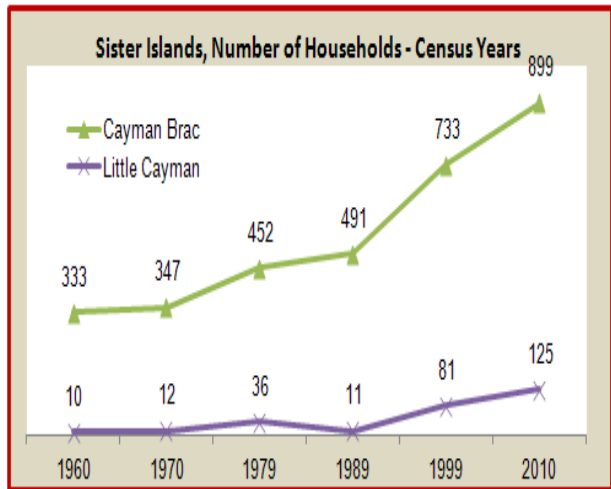


2010 Everyone Counts!

www.eso.ky

3rd Floor Government Admin Building
George Town, Grand Cayman
Cayman Islands BWI
Phone (1-345) 949-0940
Fax (1-345) 949-8782
infostats@gov.ky

Number of Households and Average Household Size, 1970 - 2010					
	1970	1979	1989	1999	2010
Cayman Islands					
Population	10,068	16,677	25,356	39,410	55,036
Number of Households	2,469	4,426	8,115	14,908	22,760
Persons per Household	4.1	3.8	3.1	2.6	2.4
Cayman Brac					
Population	1,289	1,603	1,441	1,822	2,098
Number of Households	347	452	491	733	899
Persons per Household	3.7	3.5	2.9	2.5	2.3
Little Cayman					
Population	20	74	33	115	198
Number of Households	12	36	11	81	125
Persons per Household	1.7	2.1	3.0	1.4	1.6



Households by Type of Dwelling Ownership and District, 2010						
District	Total	Owned without Mortgage	Owned with Mortgage	Rented	Provided Rent-free	Other
Total	22,760	4,343	6,359	11,133	793	132
George Town	12,332	1,801	2,793	7,305	372	61
West Bay	4,552	1,043	1,280	2,034	170	25
Bodden Town	3,810	752	1,799	1,133	107	19
North Side	540	180	184	143	32	1
East End	502	234	101	125	39	3
Cayman Brac	899	314	192	329	40	24
Little Cayman	125	19	10	64	33	-

Households by Type of Dwelling and District, 2010				
District	Total	House	Condo./Apart.	Other
Cayman Islands	22,760	11,233	11,376	151
George Town	12,332	4,054	-	-
West Bay	4,552	2,654	8,202	76
Bodden Town	3,810	2,942	1,859	39
North Side	540	441	858	10
East End	502	397	99	-
Sister Islands	1,024	745	96	9
Cayman Brac	899	704	180	15
Little Cayman	125	42	83	-



Occupied Dwellings by Number of Rooms and District, 2010							
District	Total	Number of Rooms					
		1	2	3	4	5	6+
Cayman Islands	22,760	1,706	2,416	2,745	3,659	4,106	8,128
George Town	12,332	1,284	1,639	1,737	2,015	2,265	3,392
West Bay	4,552	145	303	447	984	963	1,710
Bodden Town	3,810	174	321	298	380	517	2,120
North Side	540	7	34	67	61	93	278
East End	502	36	25	63	72	86	220
Sister Islands	1,024	60	94	133	147	182	408
Cayman Brac	899	20	77	119	129	164	390
Little Cayman	125	43	16	14	17	18	17

Population Density					
Island	Area Sq. miles	1999 Census		2010 Census	
		Population	Density	Population	Density
Cayman Islands	102	39,410	386	55,036	540
Grand Cayman	76	37,473	493	52,740	694
Cayman Brac	15	1,822	121	2,098	140
Little Cayman	11	115	10	198	18

Percent of Households with Shared Facility		
	Bathroom	Kitchen
Cayman Islands	12.5	16.8
George Town	15.1	19.3
West Bay	10.5	15.8
Bodden Town	8.4	12.4
North Side	6.5	8.9
East End	14.3	14.7
Sister Islands	6.3	11.8
Cayman Brac	6.7	12.0
Little Cayman	4.0	10.4

Number of Households by Selected Facilities, 2010			
Facility	Cayman Islands	Cayman Brac	Little Cayman
Total Households	22,760	899	125
Water Supply			
Mains desalinated	19,993	95	49
Cistern	1,557	548	63
Well or other	1,210	256	13
Sewerage System			
Mains	1,897	-	-
Treatment plant	1,290	8	-
Septic tank or cesspool	18,395	889	125
None or other	1,178	-	-
Air Conditioning Facilities			
With air conditioning	20,349	753	119
Without air conditioning	2,411	144	-